



US00D452251B1

(12) **United States Design Patent**
Okamoto

(10) **Patent No.:** **US D452,251 S**

(45) **Date of Patent:** **** Dec. 18, 2001**

(54) **OUTBOARD MOTOR**

(75) **Inventor:** **Hisashi Okamoto, Hamamatsu (JP)**

(73) **Assignee:** **Suzuki Motor Corporation,
Hamamatsu (JP)**

(**) **Term:** **14 Years**

(21) **Appl. No.:** **29/135,194**

(22) **Filed:** **Jan. 5, 2001**

(30) **Foreign Application Priority Data**

Jul. 21, 2000 (JP) 12-020075

(51) **LOC (7) Cl.** **15-01**

(52) **U.S. Cl.** **D15/4**

(58) **Field of Search** D15/4; 440/52,
440/84, 88, 3-6, 900; 123/495; 290/43-46,
54

(56) **References Cited**

U.S. PATENT DOCUMENTS

D. 422,599 * 4/2000 Iekura D15/4

D. 425,522 * 5/2000 Okamoto D15/4
D. 428,616 * 7/2000 Iekura D15/4
D. 443,879 * 6/2001 Fujieda D15/4
5,830,021 * 11/1998 Takahashi et al. 440/88

* cited by examiner

Primary Examiner—Melody N. Brown

(74) *Attorney, Agent, or Firm*—Darby & Darby

(57) **CLAIM**

The ornamental design for an outboard motor, as shown and described.

DESCRIPTION

FIG. 1 is a front elevational view of an outboard motor showing my new design;
FIG. 2 is a rear elevational view thereof;
FIG. 3 is a right side elevational view thereof;
FIG. 4 is a left side elevational view thereof;
FIG. 5 is a top plan view thereof;
FIG. 6 is a bottom plan view thereof;
FIG. 7 is a front perspective view thereof; and,
FIG. 8 is a rear perspective view thereof.

1 Claim, 3 Drawing Sheets



FIG. 1




FIG. 2




FIG. 3




FIG. 4




FIG. 5




FIG. 6




FIG. 7




FIG. 8

