



US00D452248B1

(12) **United States Design Patent**
Li

(10) **Patent No.:** **US D452,248 S**

(45) **Date of Patent:** **** Dec. 18, 2001**

(54) **MOUSE PAD CALCULATOR WITH WRIST REST**

D. 432,506 * 10/2000 Noguchi et al. D14/458

* cited by examiner

(76) **Inventor:** **Robert Shu Keung Li**, 1455 Monterey Pass Rd., Suite 102, Monterey Park, CA (US) 91754

Primary Examiner—Kay H. Chin

(**) **Term:** **14 Years**

(57) **CLAIM**

The ornamental design for a mouse pad calculator with wrist rest, as shown and described.

(21) **Appl. No.:** **29/136,470**

DESCRIPTION

(22) **Filed:** **Jan. 31, 2001**

(51) **LOC (7) Cl.** **14-02**

(52) **U.S. Cl.** **D14/458; D14/460**

(58) **Field of Search** D14/458-461;
248/118.1; D10/2; D18/2, 6, 7, 11; 345/156-167;
400/689-693; D19/65

FIG. 1 is a top plan view of a mouse pad calculator with wrist rest showing my new design;
FIG. 2 is a right side elevational view thereof;
FIG. 3 is a left side elevational view thereof;
FIG. 4 is a front elevational view thereof;
FIG. 5 is a rear elevational view thereof;
FIG. 6 is a bottom plan view thereof; and,
FIG. 7 is a perspective view of FIG. 1 thereof.

The broken lines showing numerals, lettering, and symbols in the key-pad area in FIG. 1 and FIG. 7 are for illustrative purposes only and form no part of the claimed design.

(56) **References Cited**

U.S. PATENT DOCUMENTS

- D. 364,397 * 11/1995 Bedol D14/458
- D. 402,276 * 12/1998 Yu D14/458

1 Claim, 3 Drawing Sheets




FIG. 5

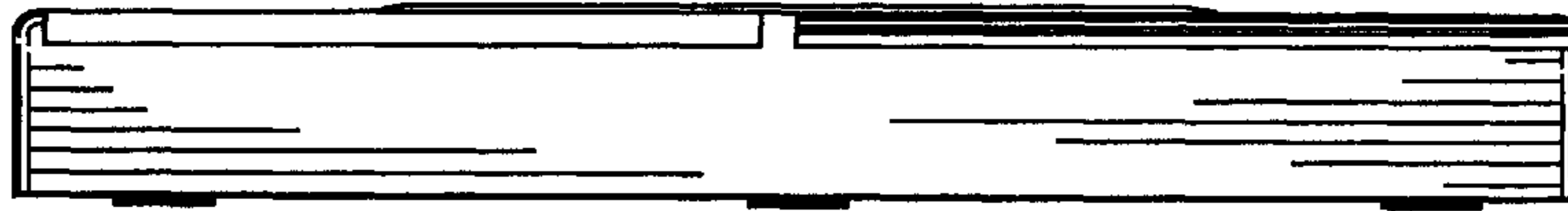


FIG. 3

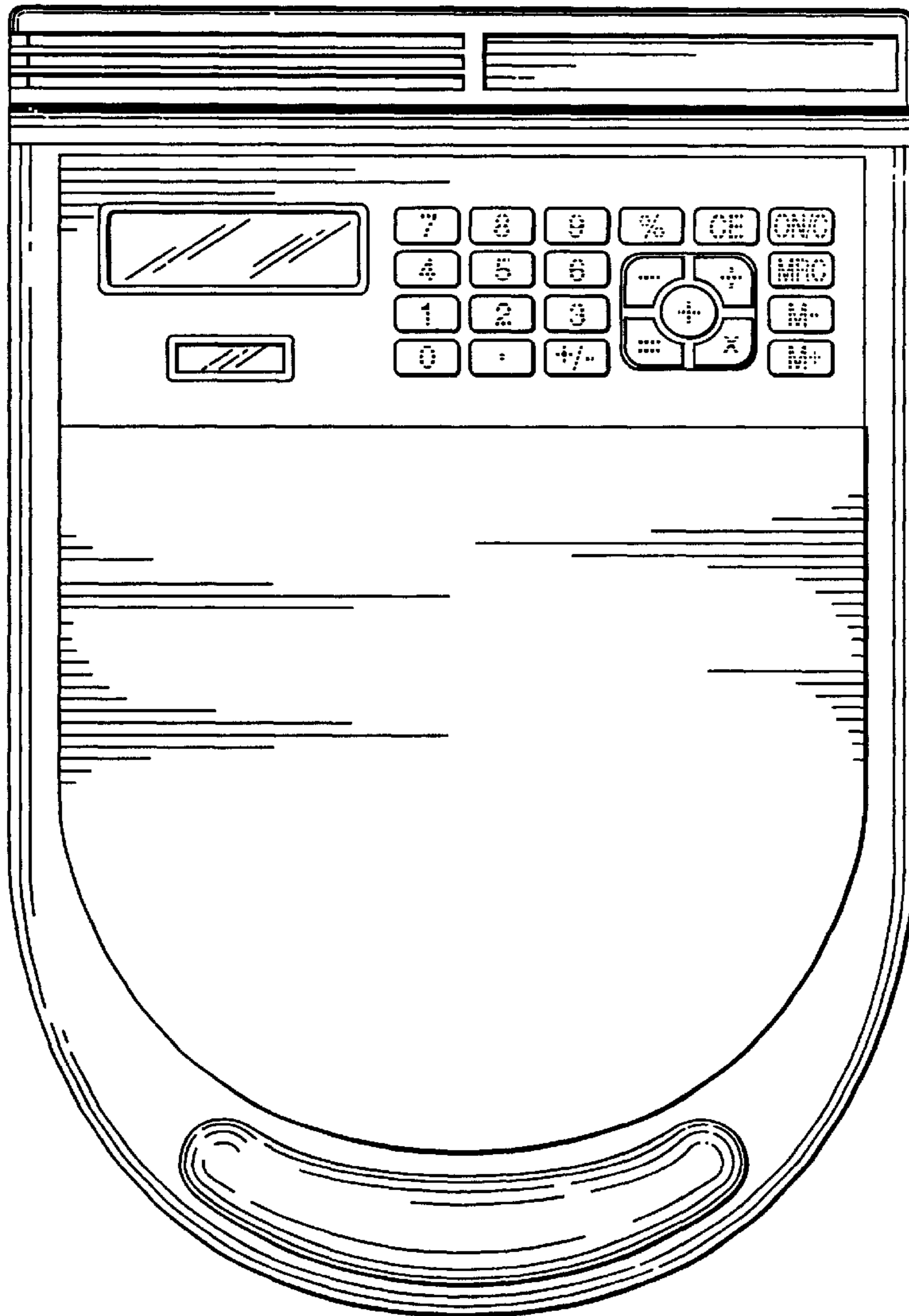


FIG. 1

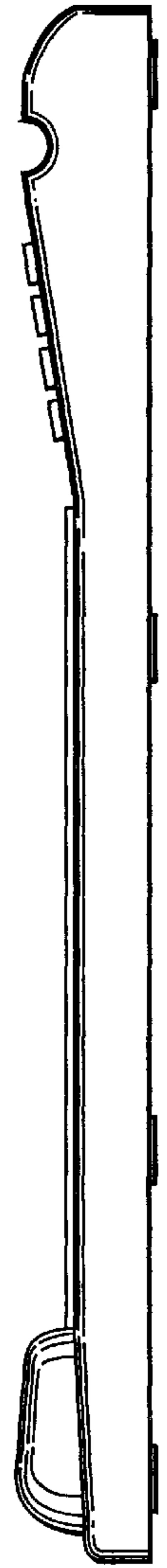



FIG. 2

FIG. 4



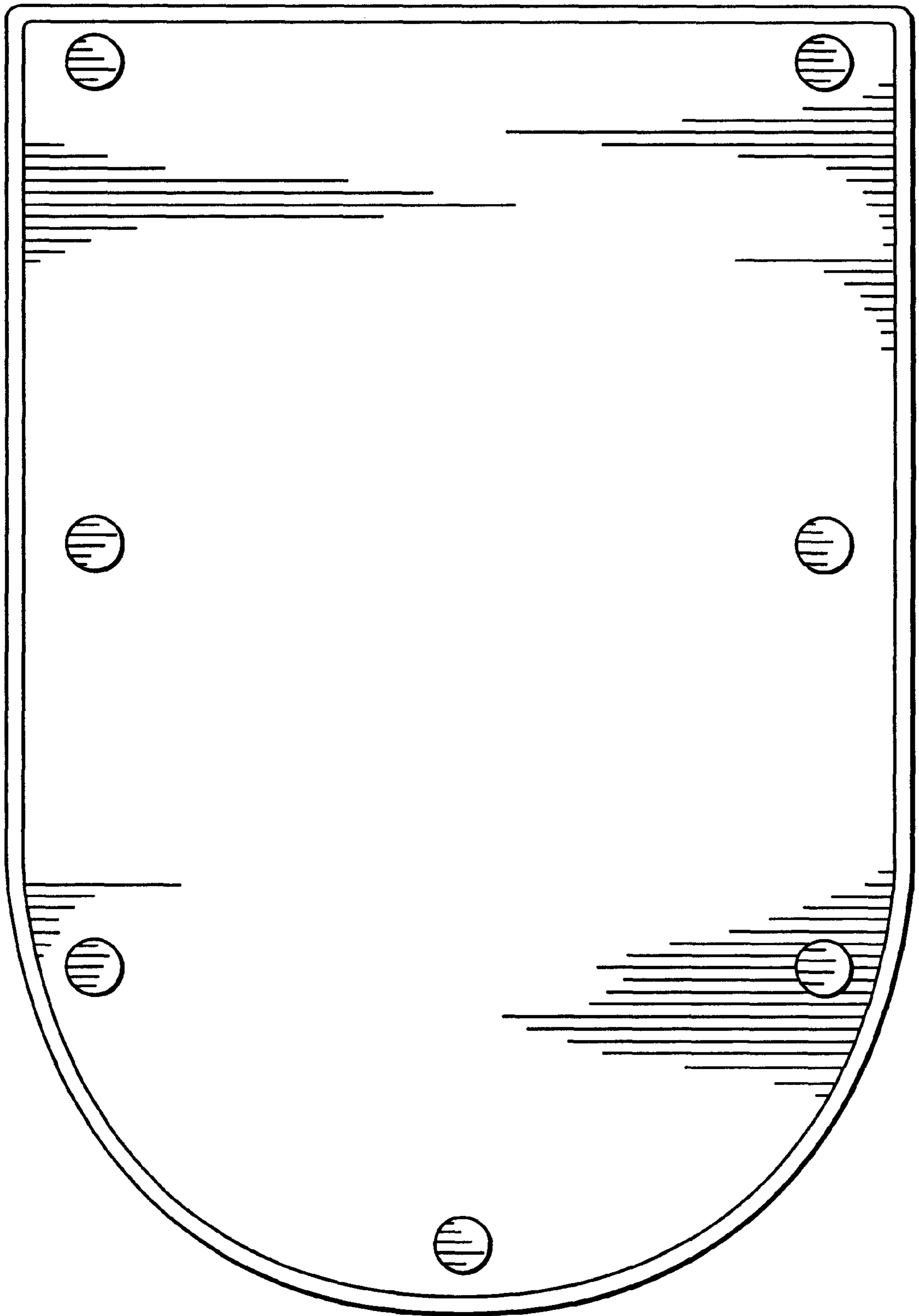


FIG. 6




FIG. 7