



US00D452221B1

(12) **United States Design Patent**
Garza

(10) **Patent No.:** **US D452,221 S**

(45) **Date of Patent:** **** Dec. 18, 2001**

(54) **COMBINED KEY RACK AND LOCATOR**

(76) Inventor: **David A Garza**, 338 Oak Glen, San Antonio, TX (US) 78209

(**) Term: **14 Years**

(21) Appl. No.: **29/123,516**

(22) Filed: **May 19, 2000**

(51) **LOC (7) Cl.** **13-99**

(52) **U.S. Cl.** **D13/184**

(58) **Field of Search** D13/184, 168;
D14/188; 174/48-49, 50-67, 58, 65 R;
312/223.1, 223.2; 340/604; 361/679, 724,
829; D10/104, 106

(56) **References Cited**

U.S. PATENT DOCUMENTS

D. 242,967	1/1977	Parkins .	
D. 269,656	* 7/1983	Swett et al.	D6/130
D. 308,758	6/1990	Chien .	
D. 401,565	* 11/1998	Smith et al.	D13/168
D. 404,718	* 1/1999	Overall, Sr.	D13/168
D. 440,218	* 4/2001	Myers	D14/188
4,101,873	7/1978	Anderson et al. .	
4,507,653	3/1985	Bayer .	
4,979,625	* 12/1990	Johnson et al.	211/13
5,204,657	4/1993	Prosser et al. .	
5,210,525	5/1993	Lennon et al. .	
5,838,227	* 11/1998	Murray	340/425.5

6,072,384	* 6/2000	Baker	340/309.15
6,150,928	* 11/2000	Murray	340/426
6,157,307	* 12/2000	Hardin	340/604

* cited by examiner

Primary Examiner—Ted Shooman

Assistant Examiner—Daniel Bui

(57) **CLAIM**

The ornamental design for a combined key rack and locator, as shown and described.

DESCRIPTION

FIG. 1 is a front elevational view of the combined key rack and locator of the present invention;

FIG. 2 is a rear elevational view of the combined key rack and locator of FIG. 1;

FIG. 3 is a left side elevational view of the combined key rack and locator of FIG. 1;

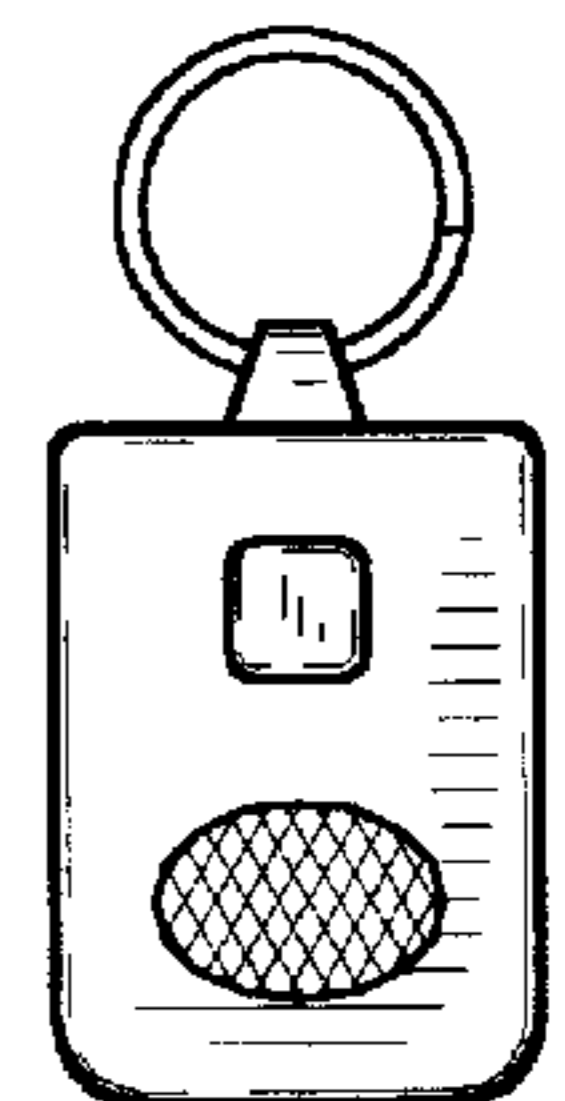

FIG. 4 is a right side elevational view of the combined key rack and locator of FIG. 1;

FIG. 5 is a top plan view of the combined key rack and locator of FIG. 1; and,

FIG. 6 is a bottom plan view of the combined key rack and locator of FIG. 1.

The broken lines showing of numbers in FIG. 1 is for illustrative purposes only and form no part of the claimed design.

1 Claim, 3 Drawing Sheets



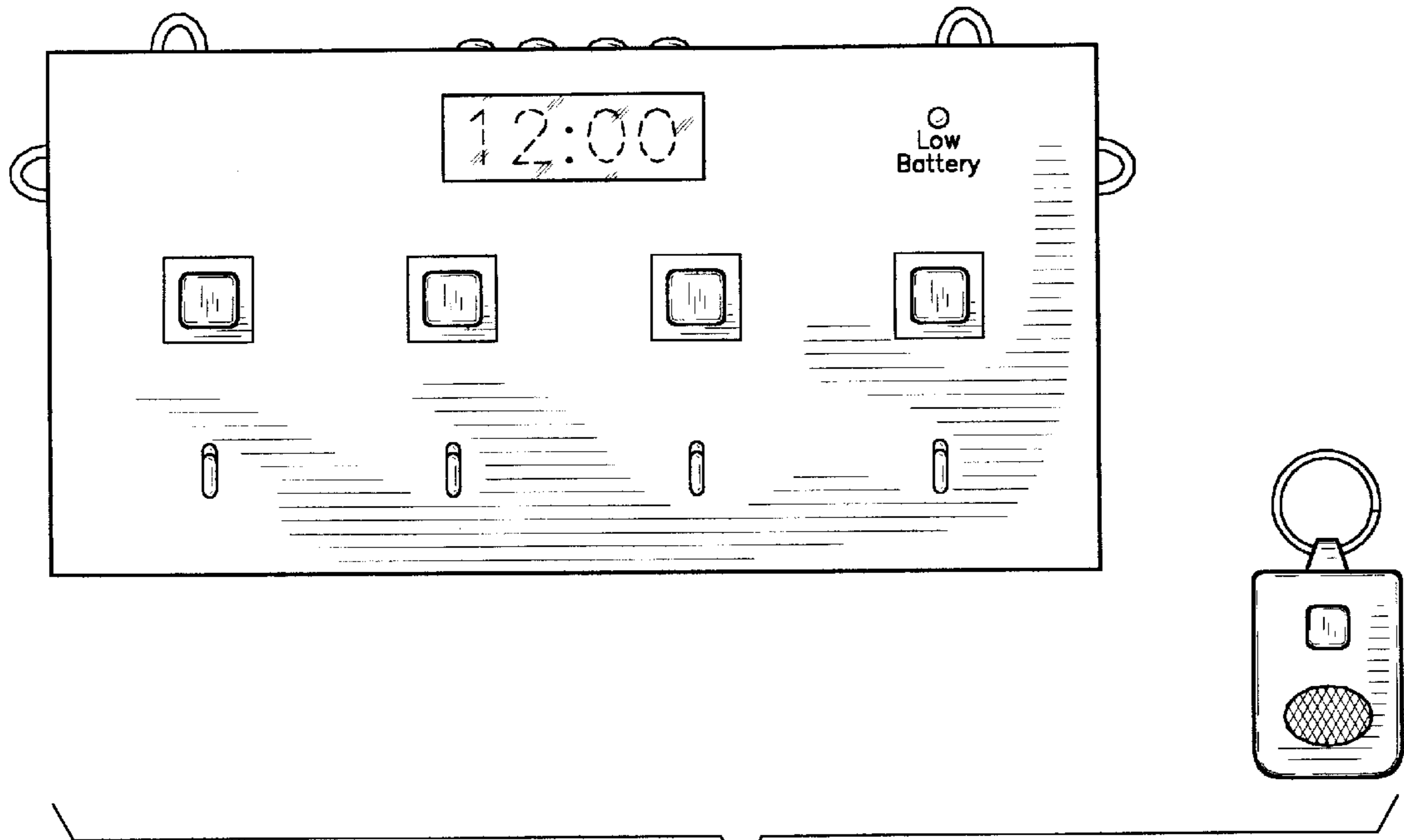


Fig. 1




Fig. 2

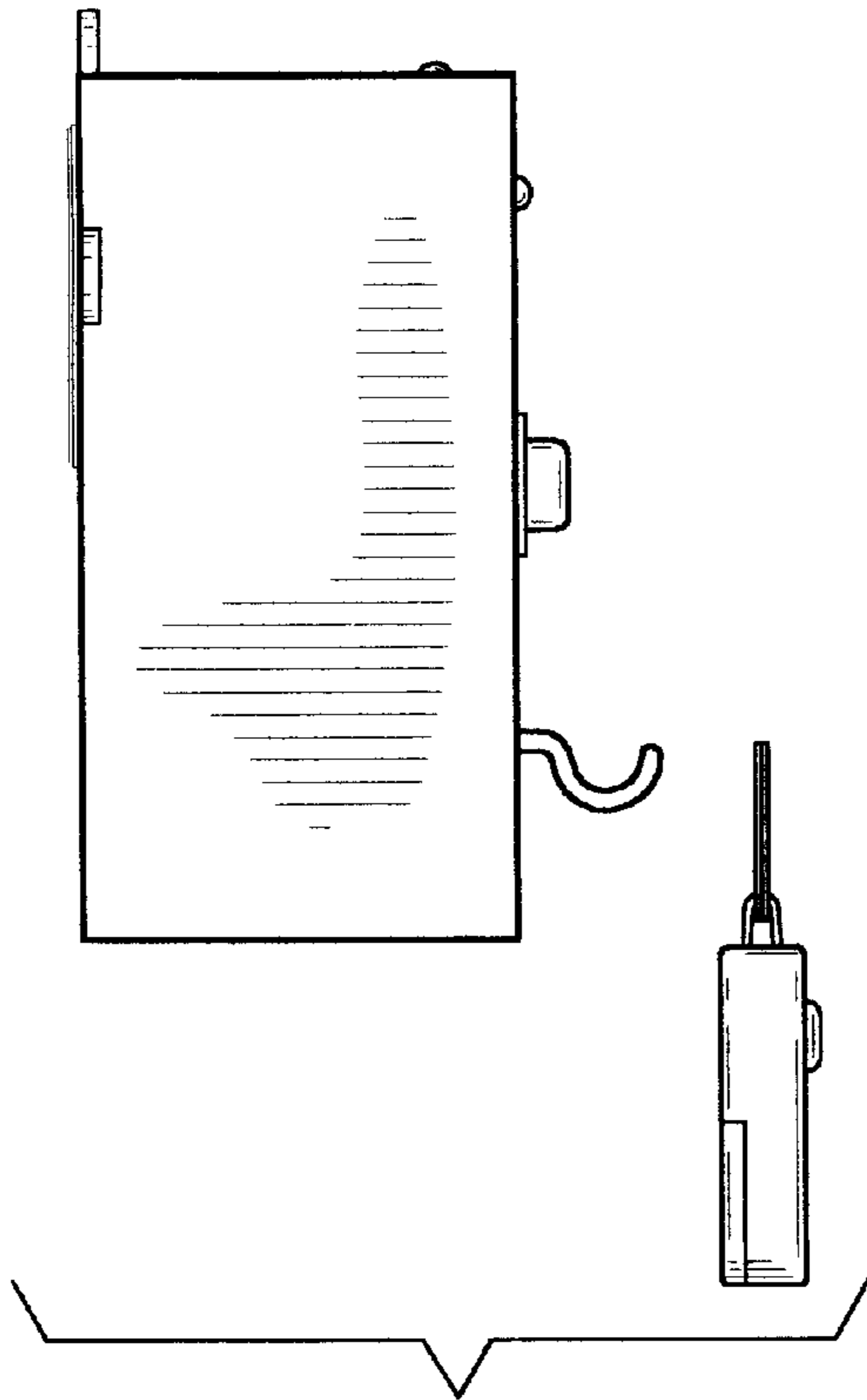


Fig. 3

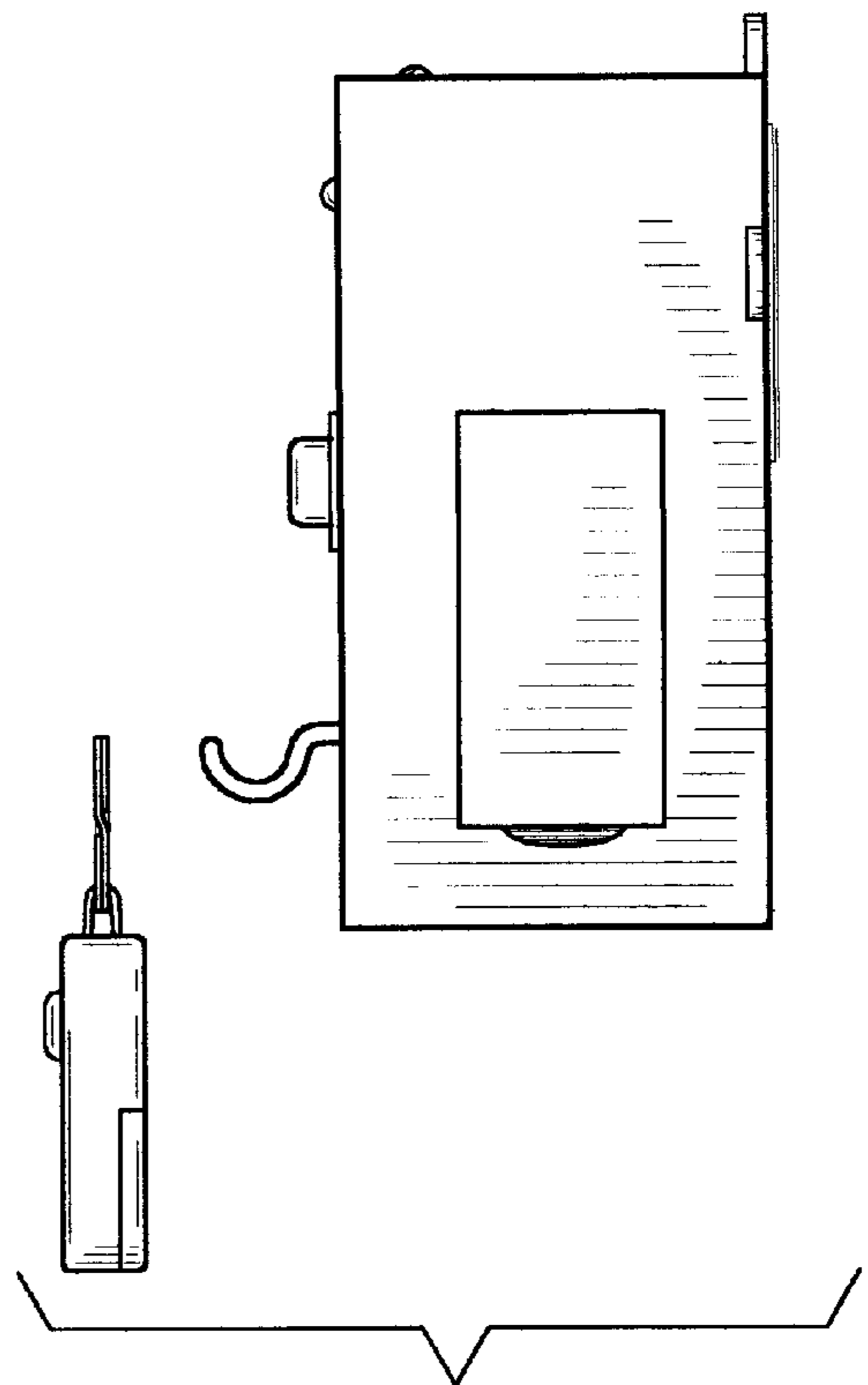


Fig. 4

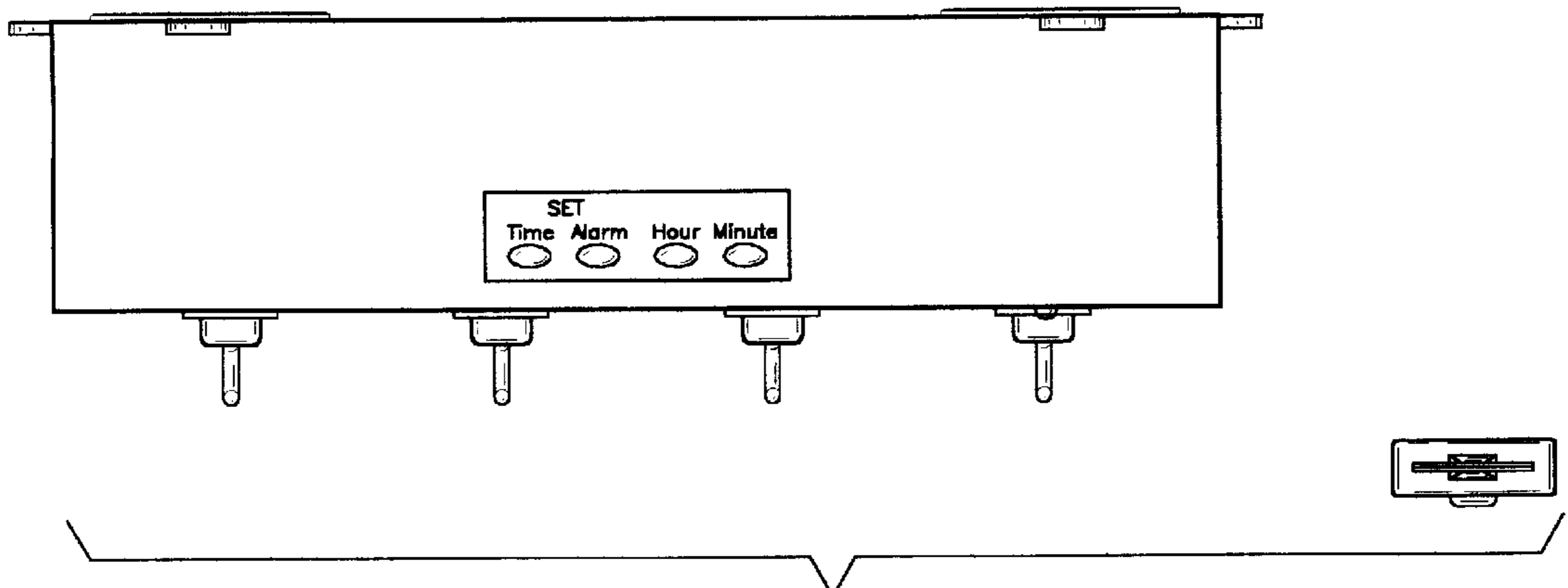


Fig. 5

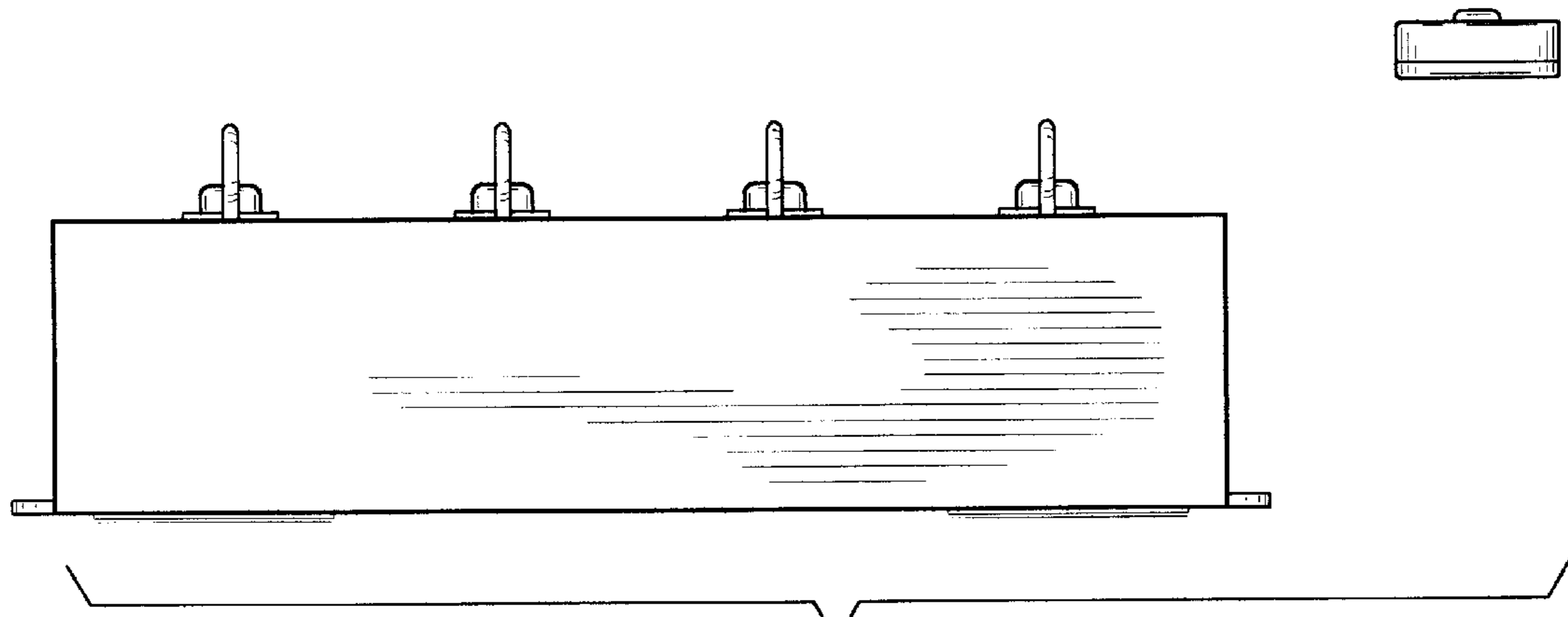


Fig. 6