



US00D452204B1

(12) **United States Design Patent**
Wrob

(10) **Patent No.:** **US D452,204 S**

(45) **Date of Patent:** **** Dec. 18, 2001**

(54) **DEER HEAD SHAPED BALL COVER FOR TRAILER HITCHES**

(75) Inventor: **Patrick J. Wrob, St. Clair, MO (US)**

(73) Assignee: **Rocking P Inc., St. Clair, MO (US)**

(**) Term: **14 Years**

(21) Appl. No.: **29/143,722**

(22) Filed: **Jun. 19, 2001**

(51) **LOC (7) Cl.** **12-16**

(52) **U.S. Cl.** **D12/162; D11/158**

(58) **Field of Search** D12/162, 400, D12/197, 198, 199; D9/309, 441, 451, 310; D11/157, 158, 125, 127; 211/14; 280/477, 490.1, 507, 511

(56) **References Cited**

U.S. PATENT DOCUMENTS

- D. 39,418 * 7/1908 Clutter D11/158
- D. 101,383 * 9/1936 Menger D11/158
- D. 299,695 * 2/1989 Hine D11/158 X
- D. 392,926 * 3/1998 Adelaar D12/162

- D. 401,194 * 11/1998 Harwood D12/162
- D. 417,177 * 11/1999 Contreras D12/162
- D. 435,812 * 1/2001 Nace et al. D12/162
- 4,738,293 * 4/1988 Ostrom et al. 280/507 X

* cited by examiner

Primary Examiner—Stacia Cadmus

(74) *Attorney, Agent, or Firm*—Howell & Haferkamp

(57) **CLAIM**

The ornamental design for a deer head shaped ball cover for trailer hitches, as shown and described.

DESCRIPTION

FIG. 1 is a perspective view of a deer head shaped ball cover for trailer hitches showing my new design;
 FIG. 2 is a top plan view of the ball cover of FIG. 1;
 FIG. 3 is a bottom plan view of the ball cover of FIG. 1;
 FIG. 4 is a front elevation view of the ball cover of FIG. 1;
 FIG. 5 is a rear elevation view of the ball cover of FIG. 1;
 FIG. 6 is a left elevation view of the ball cover of FIG. 1;
 and,
 FIG. 7 is a right elevation view of the ball cover of FIG. 1.

1 Claim, 7 Drawing Sheets





FIG. 1




FIG. 2




FIG. 3



FIG. 4

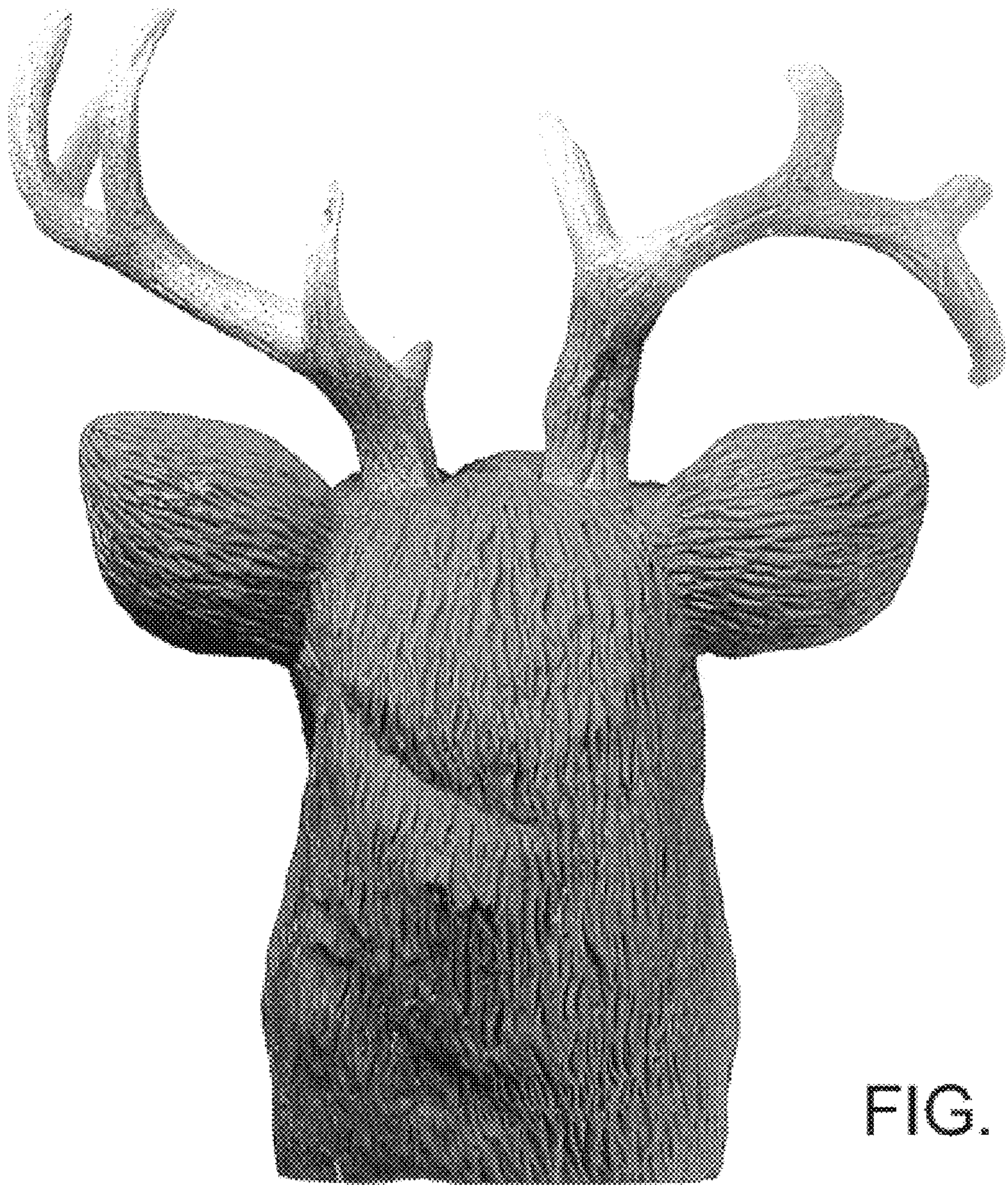


FIG. 5



FIG. 6



FIG. 7