



US00D452198B1

(12) **United States Design Patent**  
**Heinen et al.**

(10) **Patent No.:** **US D452,198 S**

(45) **Date of Patent:** **\*\* Dec. 18, 2001**

(54) **TIRE TREAD**

D. 444,427 \* 7/2001 Heinen ..... D12/146  
6,000,450 12/1999 Kishimoto et al. .... 152/209.1

(75) Inventors: **Richard Heinen**, Habay-la-Neuve (BE);  
**Georges Nicolas Hilbert**, Moutfort (LU)

**OTHER PUBLICATIONS**

Marshal Power Grip 749P Tire, 1999 Tread Design Guide, Jan. 1999, p. 46. 2/5.\*

(73) Assignee: **The Goodyear Tire & Rubber Company**, Akron, OH (US)

\* cited by examiner

(\*\*) Term: **14 Years**

*Primary Examiner*—Robert M. Spear  
(74) *Attorney, Agent, or Firm*—David E. Wheeler

(21) Appl. No.: **29/133,341**

(57) **CLAIM**

(22) Filed: **Nov. 28, 2000**

The ornamental Design for a tire tread, as shown and described.

(51) **LOC (7) Cl.** ..... **12-15**

(52) **U.S. Cl.** ..... **D12/146**

(58) **Field of Search** ..... D12/134-152;  
152/209.1, 209.3, 209.9, 209.13, 209.28,  
902, 903, 904

**DESCRIPTION**

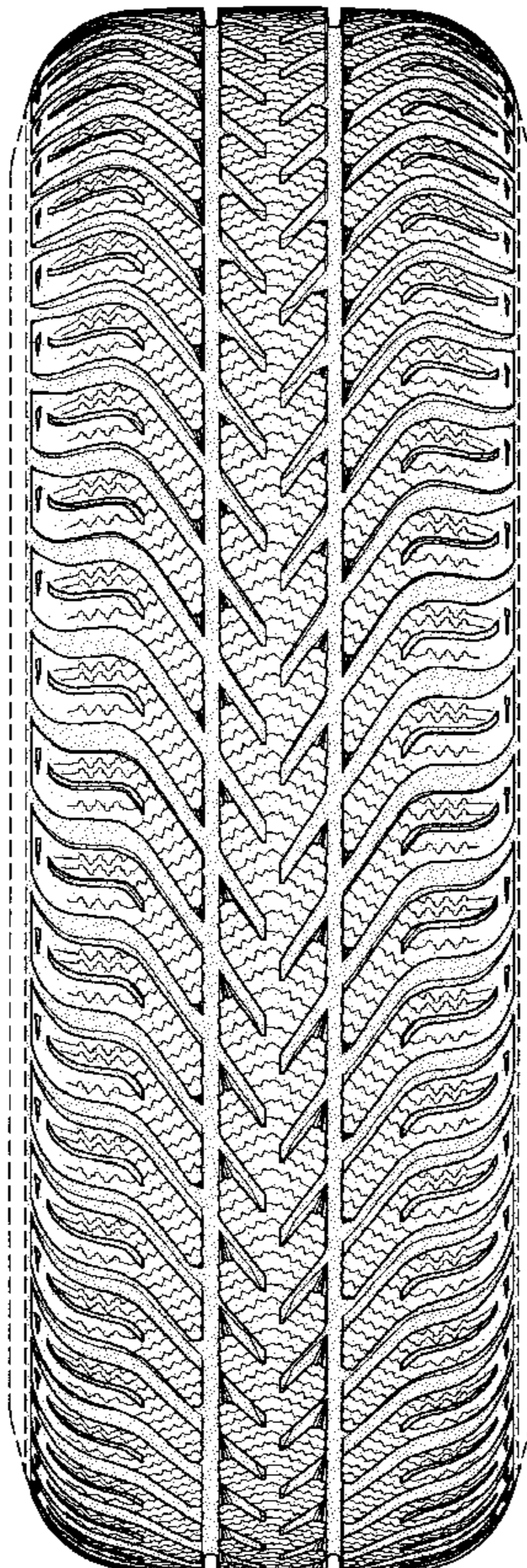
(56) **References Cited**

FIG. 1 is a perspective view of a tire tread showing our new design, it being understood that the pattern repeats uniformly throughout the circumference of the tread;  
FIG. 2 is a front elevational view thereof;  
FIG. 3 is a right side elevational view thereof, the other side being a mirror image of the right side thereof; and,  
FIG. 4 is an enlarged fragmentary perspective view.  
In the drawings, the broken lines defining the inner bead of the sidewall and the peripheral boundary between the tire tread and the sidewall are for illustrative purposes only and form no part of the claimed design.

**U.S. PATENT DOCUMENTS**

D. 322,950	1/1992	Overhoff et al. ....	D12/147
D. 334,370	3/1993	White .....	D12/140
D. 347,606	6/1994	Mehta .....	D12/147
D. 351,368	10/1994	Graas et al. ....	D12/147
D. 357,218	4/1995	Powell .....	D12/147
D. 379,449	5/1997	Graas et al. ....	D12/151
D. 398,888	9/1998	de Barsy .....	D12/146
D. 409,123 *	5/1999	Heinen et al. ....	D12/151

**1 Claim, 4 Drawing Sheets**



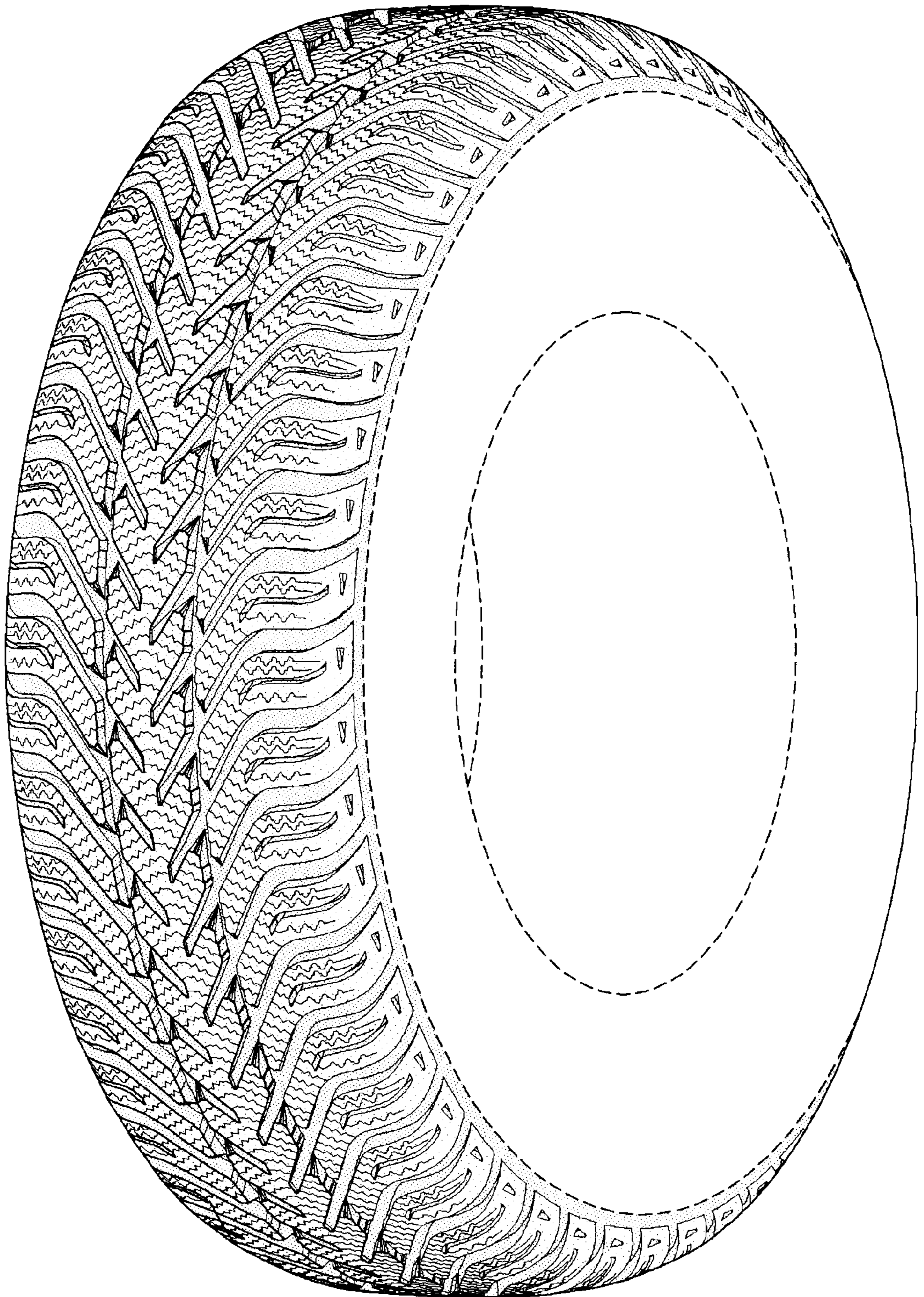


FIG-1

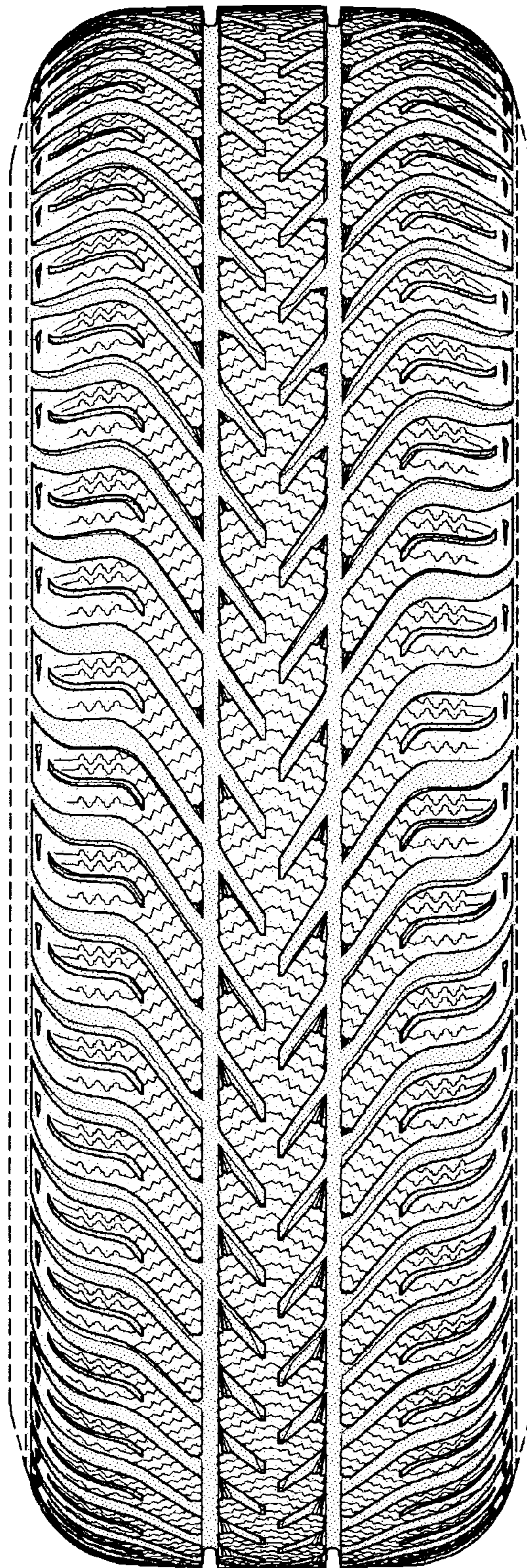


FIG-2

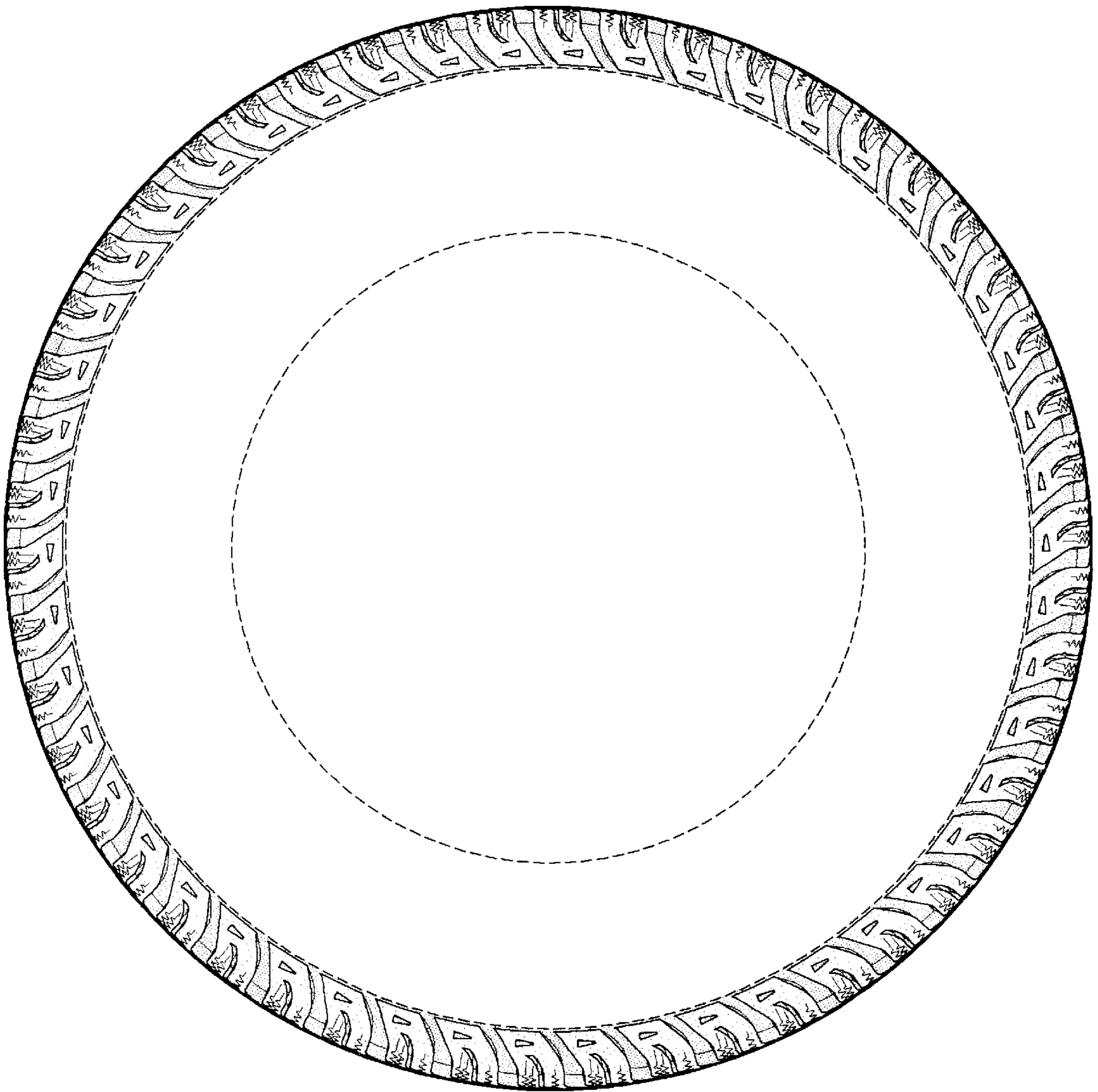


FIG-3

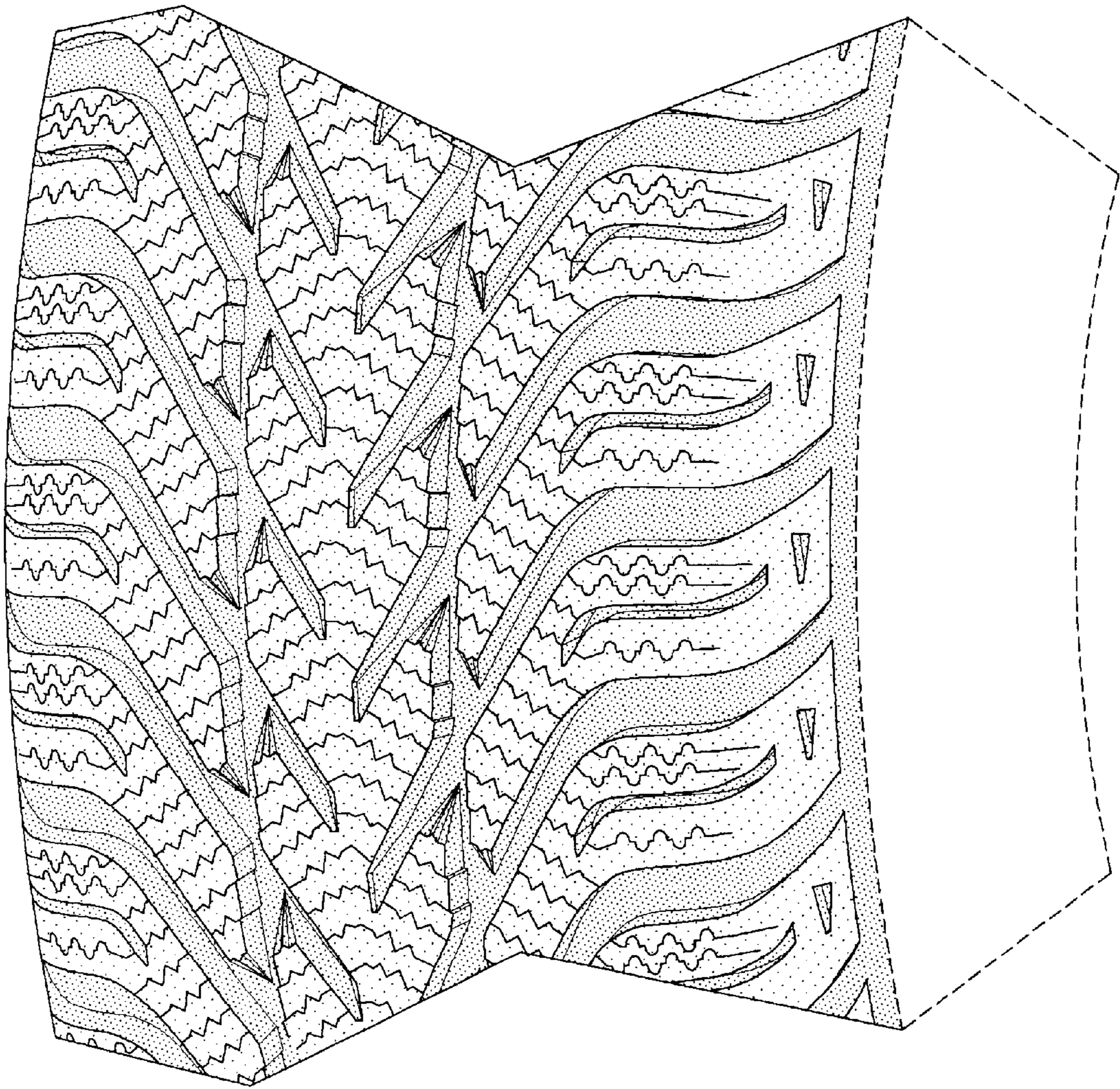


FIG-4