



US00D452186B1

(12) **United States Design Patent**
Fujisaka

(10) **Patent No.:** **US D452,186 S**

(45) **Date of Patent:** **** Dec. 18, 2001**

(54) **SLIDER FOR SLIDE FASTENERS**

(75) Inventor: **Megumi Fujisaka**, Kurobe (JP)

(73) Assignee: **YKK Corporation** (JP)

(**) Term: **14 Years**

(21) Appl. No.: **29/132,388**

(22) Filed: **Nov. 9, 2000**

(30) **Foreign Application Priority Data**

May 15, 2000 (JP) 12-012599

(51) **LOC (7) Cl.** **02-07**

(52) **U.S. Cl.** **D11/228**

(58) **Field of Search** D11/228; 24/387,
24/411-415, 416, 417, 418; 70/68, 69

(56) **References Cited**

U.S. PATENT DOCUMENTS

| | | | | | |
|-----------|---|---------|---------|-------|---------|
| 1,858,351 | * | 5/1932 | Whitney | | 24/416 |
| 2,274,161 | * | 2/1942 | Poux | | 24/415 |
| 2,574,014 | * | 11/1951 | Bryce | | D11/228 |
| 2,862,273 | * | 12/1958 | Morin | | 24/416 |
| 3,270,535 | * | 9/1966 | Fukuroi | | 24/387 |
| 4,268,939 | * | 5/1981 | Fukuroi | | 24/415 |
| 4,438,550 | * | 3/1984 | Oda | | 24/418 |
| 5,321,871 | * | 6/1994 | Oda | | 24/418 |

FOREIGN PATENT DOCUMENTS

| | | | | | |
|------------|---|--------|------|-------|--------|
| 4139480 A1 | * | 6/1993 | (DE) | | 24/415 |
| 05-038581 | * | 9/1994 | (JP) | | 24/417 |
| 1019681 | | 8/1998 | (JP) | . | |
| 1019682 | | 8/1998 | (JP) | . | |
| 1019684 | | 8/1998 | (JP) | . | |
| 397325 | | 7/2000 | (TW) | . | |

* cited by examiner

Primary Examiner—Ian Simmons

Assistant Examiner—Barbara Wyatt Crawford

(74) *Attorney, Agent, or Firm*—Finnegan, Henderson, Farabow, Garrett & Dunner, LLP

(57) **CLAIM**

The ornamental design for a slider for slide fasteners, as shown and described.

DESCRIPTION

FIG. 1 is a front view of a slider for slide fasteners.

FIG. 2 is a rear view of the slider of FIG. 1.

FIG. 3 is a top plan view of the slider of FIG. 1.

FIG. 4 is a bottom plan view of the slider of FIG. 1.

FIG. 5 is a right side view of the slider of FIG. 1; and,

FIG. 6 is a cross-sectional view taken on line 6—6 of FIG. 1.

1 Claim, 2 Drawing Sheets

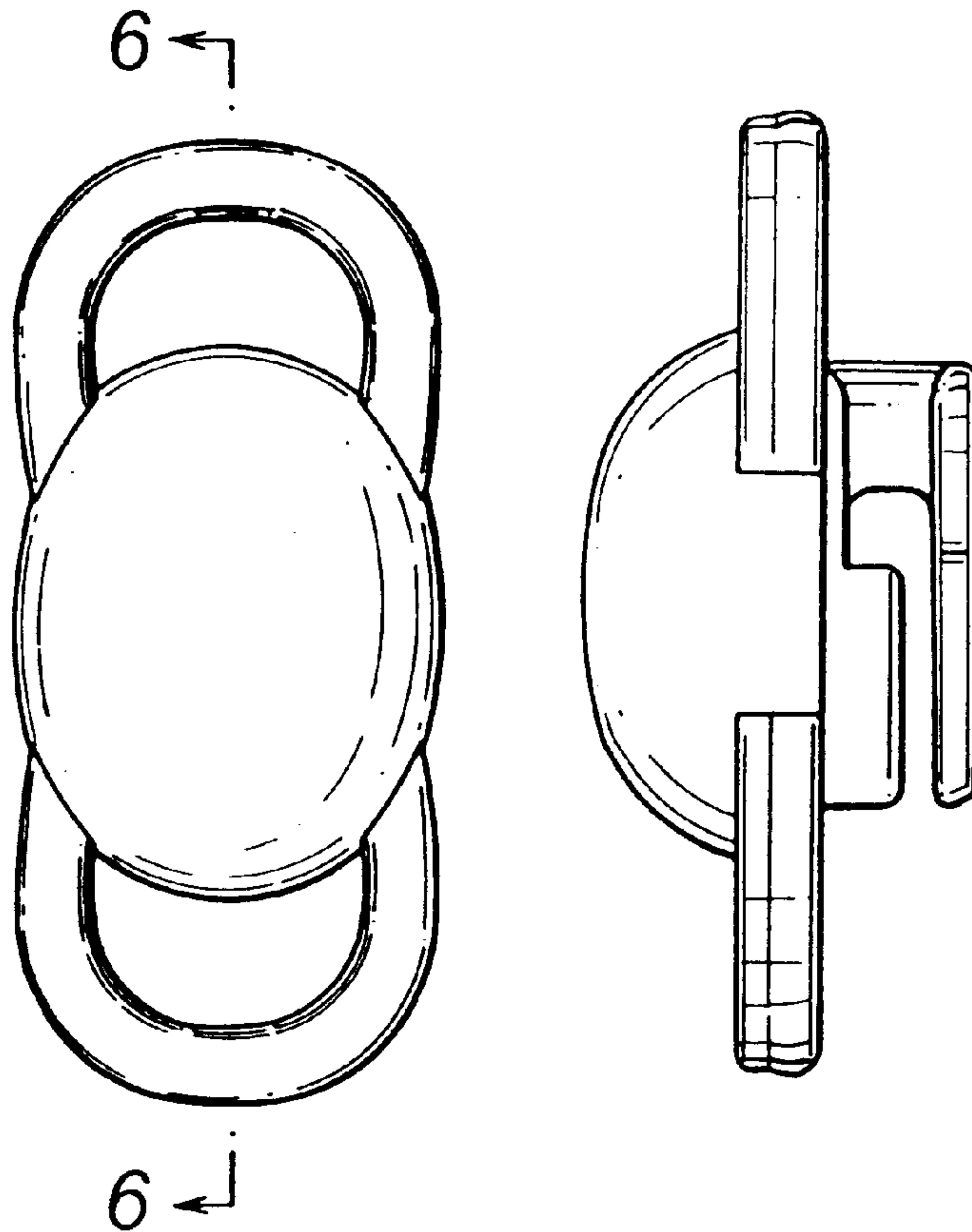


FIG. 1

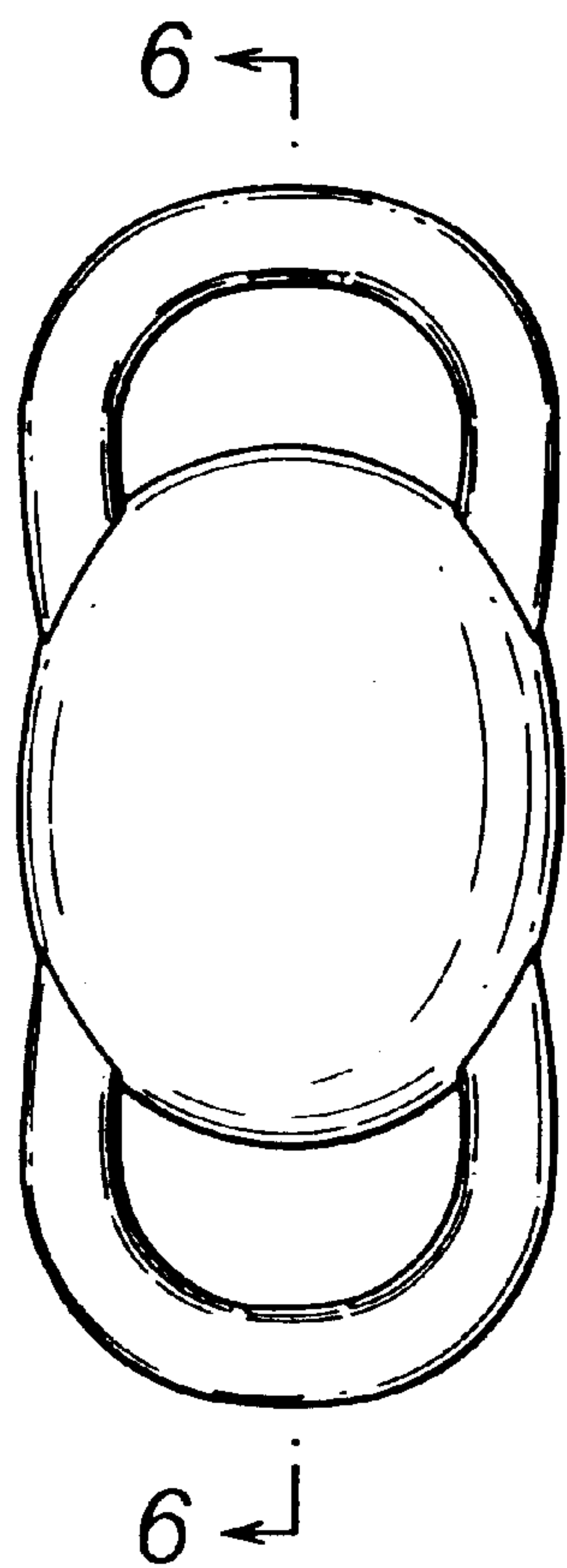


FIG. 2

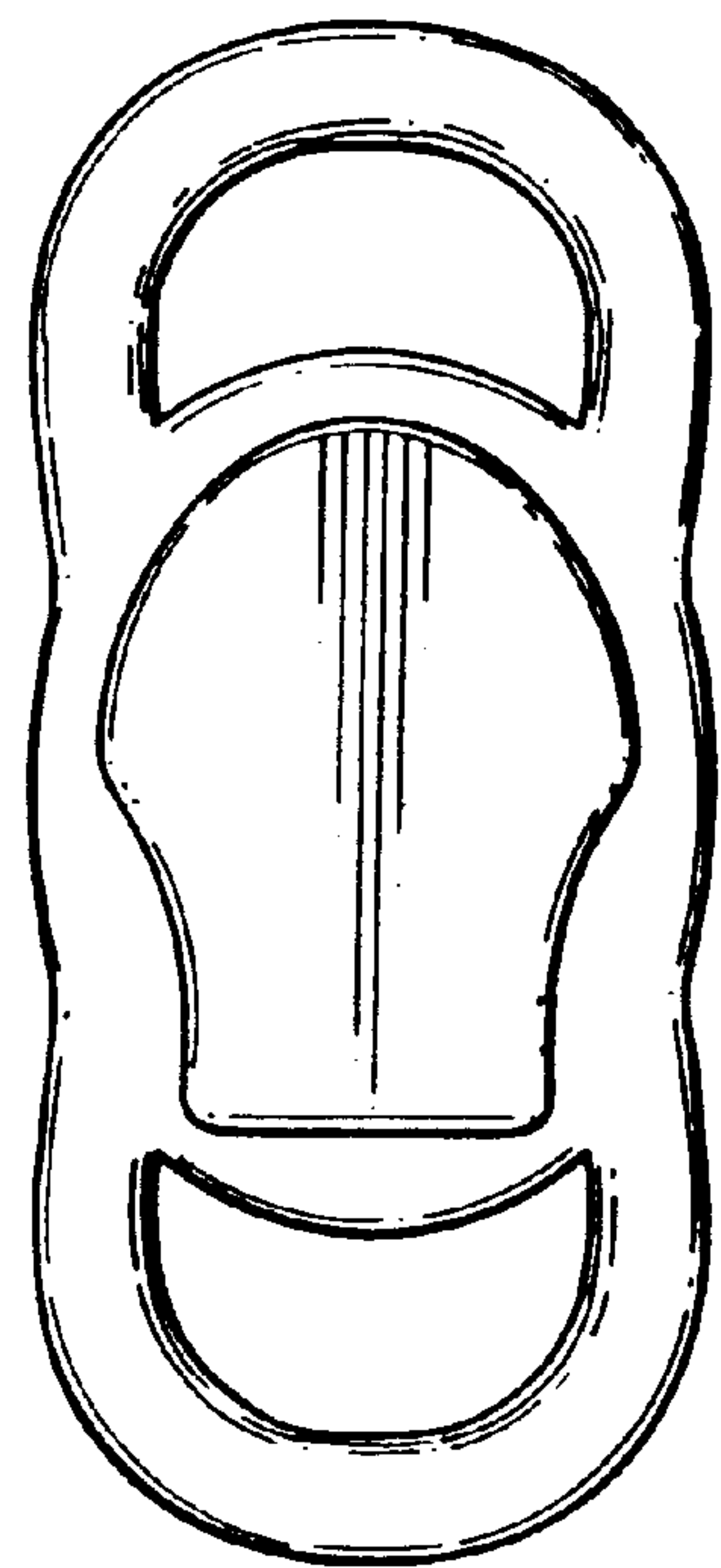


FIG. 3

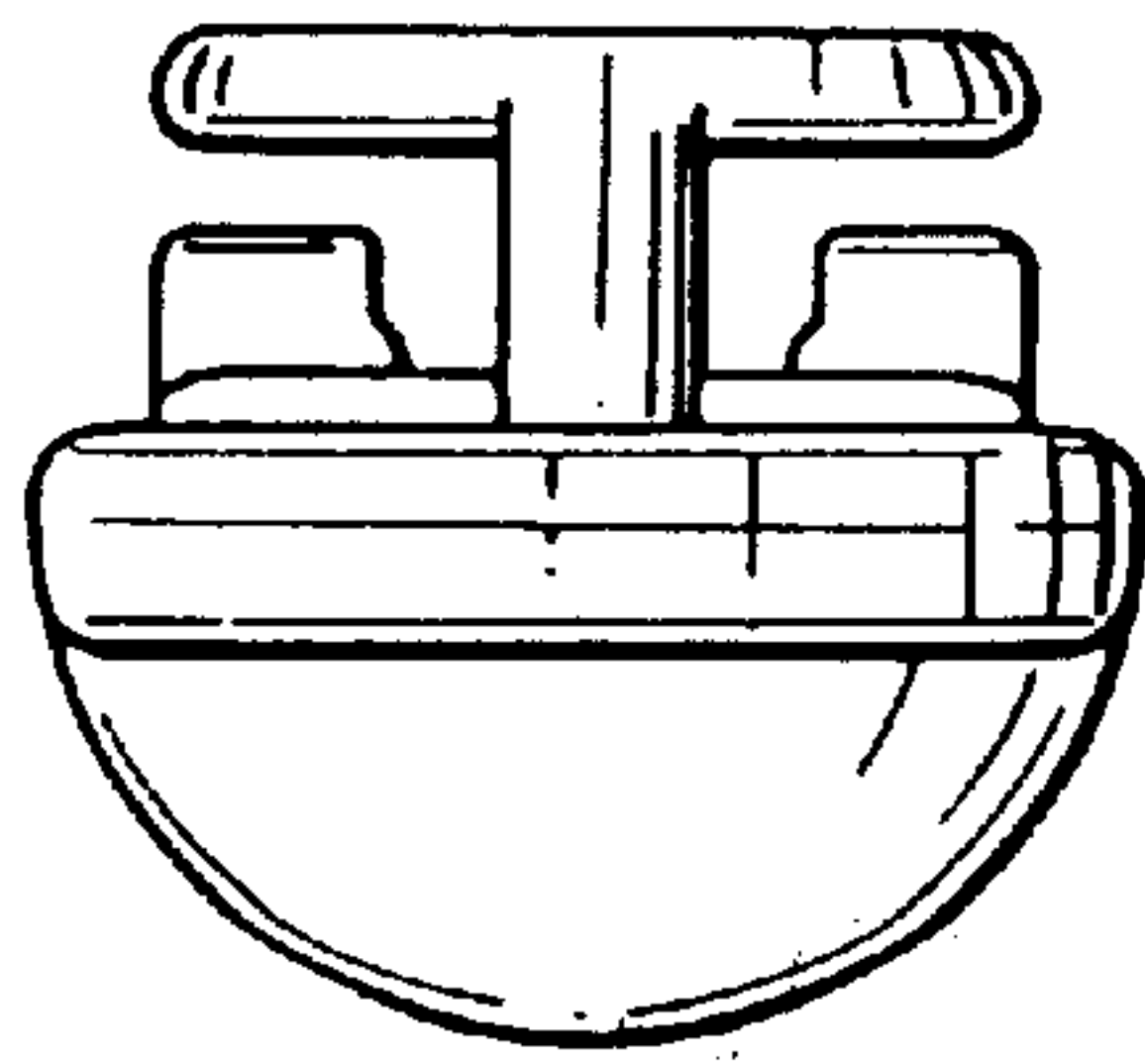


FIG. 4

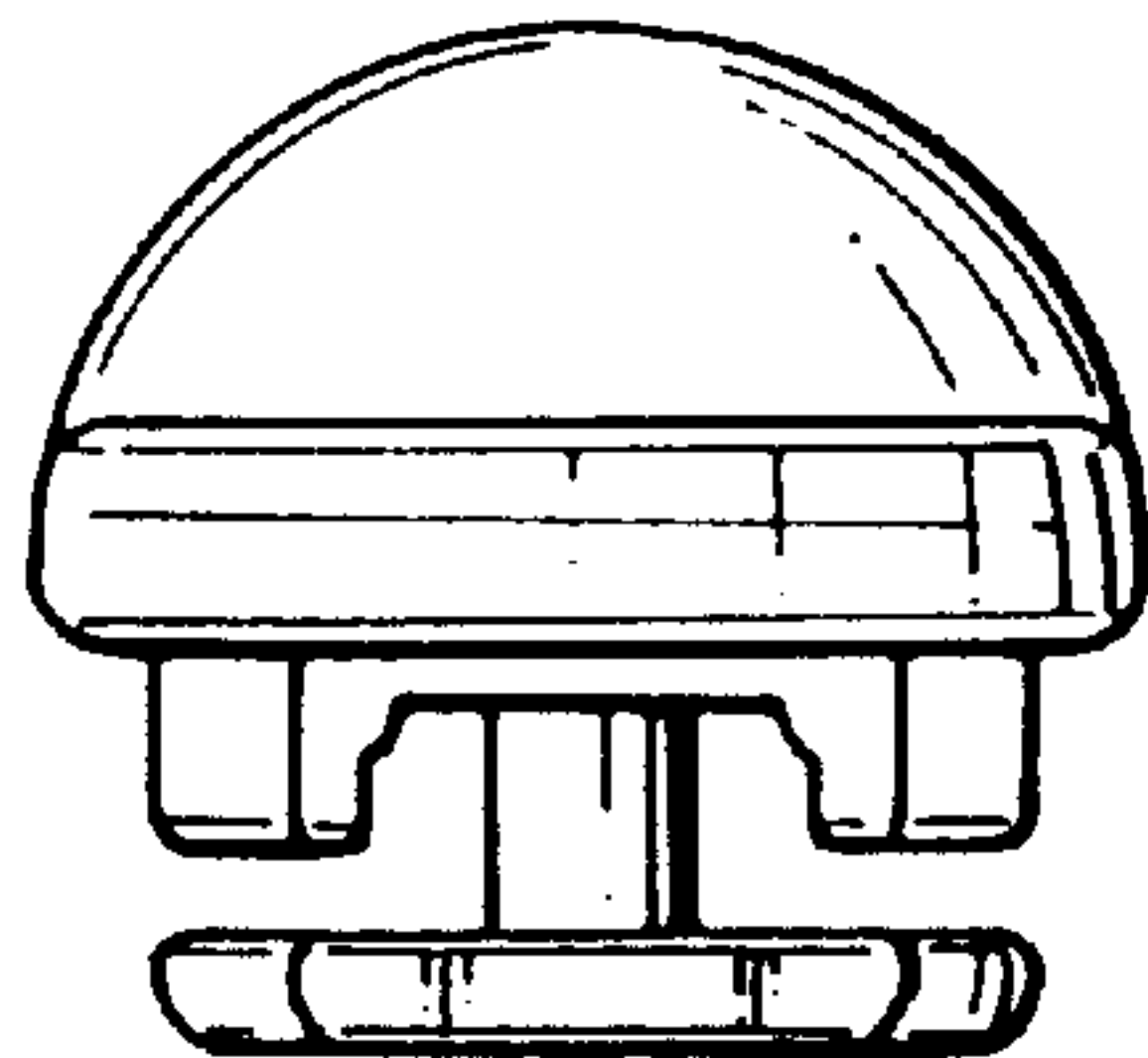


FIG. 5




FIG. 6

