



US00D452183B1

(12) **United States Design Patent**
Pinto

(10) **Patent No.:** **US D452,183 S**

(45) **Date of Patent:** **** Dec. 18, 2001**

- (54) **JEWELRY STONE ASSEMBLY**
- (75) Inventor: **Anthony Pinto**, White Plains, NY (US)
- (73) Assignee: **Sandberg & Sikorski Diamond Corporation**, New York, NY (US)
- (**) Term: **14 Years**
- (21) Appl. No.: **29/142,664**
- (22) Filed: **May 30, 2001**
- (51) **LOC (7) Cl.** **11-01**
- (52) **U.S. Cl.** **D11/91**
- (58) **Field of Search** D11/1, 2, 7, 26-29,
D11/40-46, 78, 89-92, 34-36, 86; 63/1.1-36

- D. 405,384 * 2/1999 Dickhaut D11/26
- D. 421,404 * 3/2000 Canale D11/26
- 665,089 * 1/1901 Greenberg 63/28
- 2,394,794 * 2/1946 Manne 63/15

* cited by examiner

Primary Examiner—Ralf Seifert

(74) *Attorney, Agent, or Firm*—Gottlieb, Rackman & Reisman, P.C.

(57) **CLAIM**

The ornamental design for a jewelry stone assembly, as shown and described.

DESCRIPTION

FIG. 1 is a top plan view thereof;
FIG. 2 is a side elevational view thereof;
FIG. 3 is a front elevational view thereof; and,
FIG. 4 is a bottom plan view thereof.
It being understood that the broken lines are for illustrative purposes only.

- (56) **References Cited**
- U.S. PATENT DOCUMENTS**
- D. 149,097 * 3/1948 Sorrentino D11/34
- D. 167,120 * 6/1952 Sorrentino D11/34
- D. 383,085 * 9/1997 Nyqvist D11/86
- D. 386,438 * 11/1997 Itzkowitz D11/34

1 Claim, 1 Drawing Sheet




FIG. 1




FIG. 2




FIG. 3




FIG. 4

