



US00D452172B1

(12) **United States Design Patent**
von Burg

(10) **Patent No.:** **US D452,172 S**

(45) **Date of Patent:** **** Dec. 18, 2001**

(54) **WATCH AND GLASS-MADE RING FOR A DIAL OF A WATCH**

FOREIGN PATENT DOCUMENTS

657194 7/1985 (JP) .

(75) Inventor: **Remington von Burg**, Grenchen (CH)

OTHER PUBLICATIONS

(73) Assignee: **D. Swarovski & Co.**, Wattens (AT)

Swiss Watch & Jewelry Journal—Feb. 1987—watch—2nd from right.*

(**) Term: **14 Years**

European Jeweler (G.Z.)—Jan. 1987—p. 54—watch at right.*

(21) Appl. No.: **29/122,813**

Design—Dec. 1973—p. 73—watch #7—lower center.*

(22) Filed: **May 4, 2000**

* cited by examiner

(30) **Foreign Application Priority Data**

Primary Examiner—Nelson C. Holtje

Nov. 4, 1999 (AT) MU 3964/99-3967/99

(74) *Attorney, Agent, or Firm*—Wenderoth, Lind & Ponack, L.L.P.

(51) **LOC (7) Cl.** **10-02**

(57) **CLAIM**

(52) **U.S. Cl.** **D10/32**

The ornamental design for a watch and glass-made ring for a dial of a watch, as shown.

(58) **Field of Search** D10/1-40, 122-132;
D11/3-25; 63/1.1, 3, 5, 11; 368/276-277,
280-282, 285

DESCRIPTION

(56) **References Cited**

FIG. 1 is a top view of a first embodiment of a watch according to the present design;

U.S. PATENT DOCUMENTS

FIG. 2 is a bottom view of the watch of FIG. 1;

D. 164,832 * 10/1951 Warren D10/39

FIG. 3 is a right-side view of the watch of FIG. 1;

D. 246,575 * 12/1977 Onodera et al. D10/30

FIG. 4 is a left-side view of the watch of FIG. 1;

D. 278,315 * 4/1985 Houlihan D10/30

FIG. 5 is a front view of the watch of FIG. 1; and,

D. 283,015 * 3/1986 Lederrey D10/39

FIG. 6 is a back view of the watch of FIG. 1.

D. 413,274 * 8/1999 Burg D10/39

1 Claim, 3 Drawing Sheets

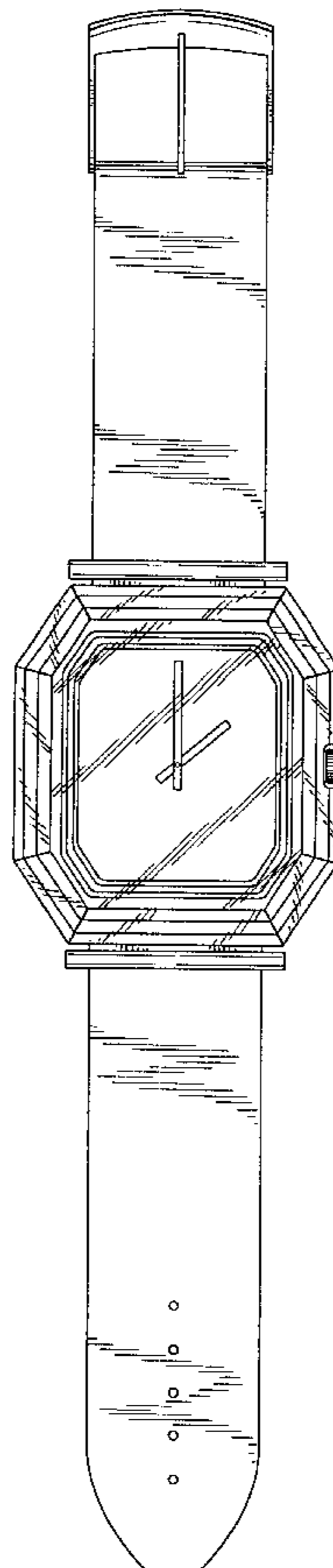


FIG. 1

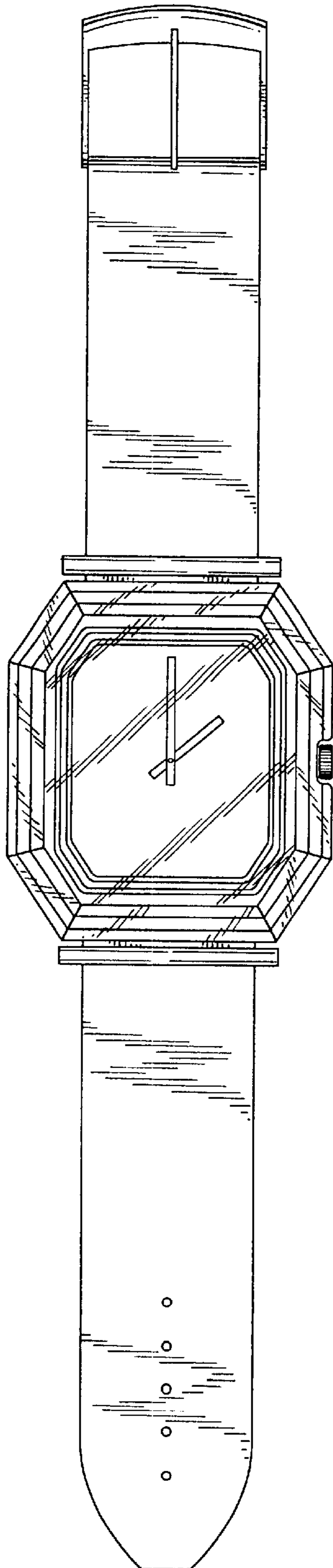


FIG. 2

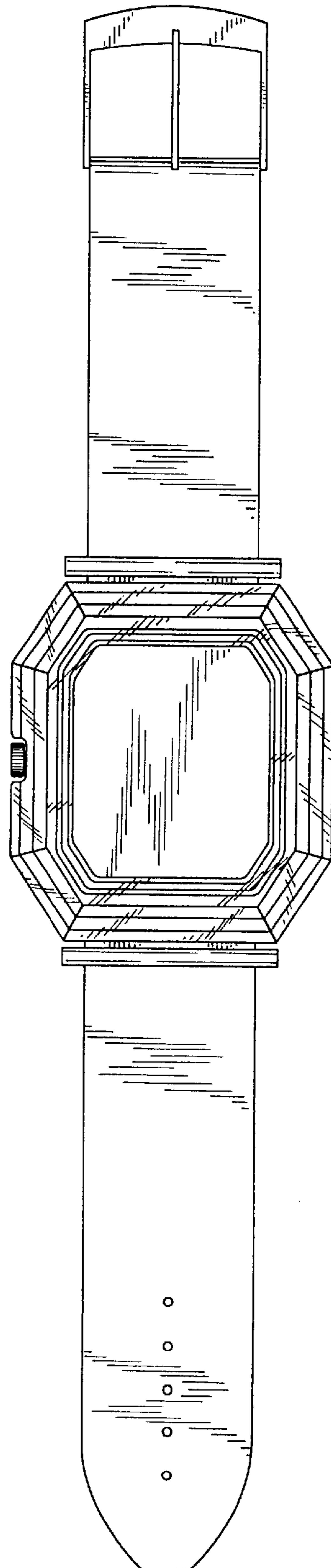


FIG. 3



FIG. 4



FIG. 5




FIG. 6

