



US00D452164B1

(12) **United States Design Patent**
Buss

(10) **Patent No.:** **US D452,164 S**

(45) **Date of Patent:** **** Dec. 18, 2001**

(54) **DUAL FACE ALARM CLOCK**

(76) **Inventor:** **Scott A. Buss**, 403 Scheffield Rd. -
#204, Waukesha, WI (US) 53186

(**) **Term:** **14 Years**

(21) **Appl. No.:** **29/133,046**

(22) **Filed:** **Nov. 21, 2000**

(51) **LOC (7) Cl.** **10-01**

(52) **U.S. Cl.** **D10/14; D10/1**

(58) **Field of Search** D10/1, 2, 3-15,
D10/16-18, 19-40, 122-132; 368/10, 276,
277, 285, 316, 317; D15/139; D24/101;
33/605; 473/588

(56) **References Cited**

U.S. PATENT DOCUMENTS

D. 34,312	*	4/1901	Ewel et al.	D24/101
D. 47,946		10/1915	Campbell .	
D. 51,280		9/1917	Fontana .	
D. 148,284		1/1948	Clarke, Jr. .	
D. 158,017		4/1950	Schlenker .	
D. 191,461		10/1961	Ducommun .	
D. 200,114		1/1965	Trojnacki .	
D. 210,677		4/1968	Danz et al. .	
D. 249,650	*	9/1978	Schoenfeld	D10/6
D. 344,276	*	2/1994	Markusson et al.	D15/139
D. 375,157	*	10/1996	Kramer et al.	D24/101
D. 390,121	*	2/1998	McIntosh	D10/21
D. 409,499	*	5/1999	Hargrove, III	D10/15
1,432,566		10/1922	Metcalf .	
2,955,357		10/1960	Uebelhardt	33/72
3,106,817		10/1963	Ducommun	58/2

3,845,562	*	11/1974	Dallas	33/605
4,236,239		11/1980	Imgrüth et al.	368/72
4,370,063		1/1983	Lee	368/71
4,555,114	*	11/1985	Dozier	473/588
4,720,820		1/1988	Siefert	368/76
5,479,381		12/1995	Goldenberg et al.	368/282

OTHER PUBLICATIONS

Desig464—Aug./1987—p. 16—clock at center.*
Hong Kong Enterprise—Oct./1990—p. 110—clock at top—
center.*

* cited by examiner

Primary Examiner—Martie K. Holtje

(74) *Attorney, Agent, or Firm*—Andrus, Scales, Starke &
Sawall

(57) **CLAIM**

The ornamental design for a dual face alarm clock, as shown
and described.

DESCRIPTION

FIG. 1 is a perspective view of the dual face alarm clock
embodying the present invention;
FIG. 2 is a top view of the dual face alarm clock;
FIG. 3 is a front view of the dual face alarm clock;
FIG. 4 is a left side view of the dual face alarm clock, the
right side view being a mirror image thereof;
FIG. 5 is a rear view of the dual face alarm clock; and,
FIG. 6 is a bottom plan view of the dual face alarm clock.
All of the structure depicted by means of broken lines in the
figures has been shown for illustrative purposes only and
forms no part of the claimed design.

1 Claim, 3 Drawing Sheets

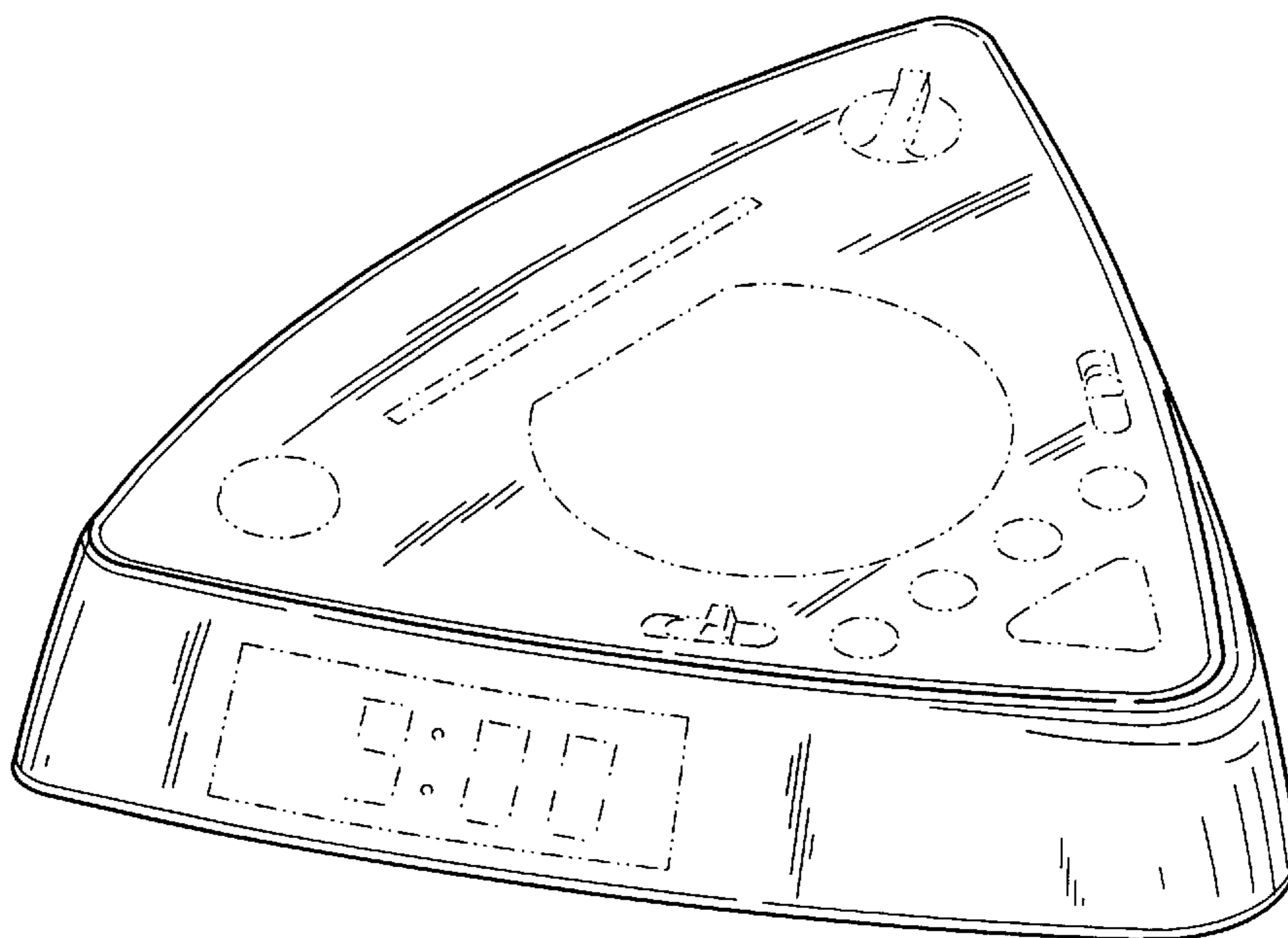


FIG. 1

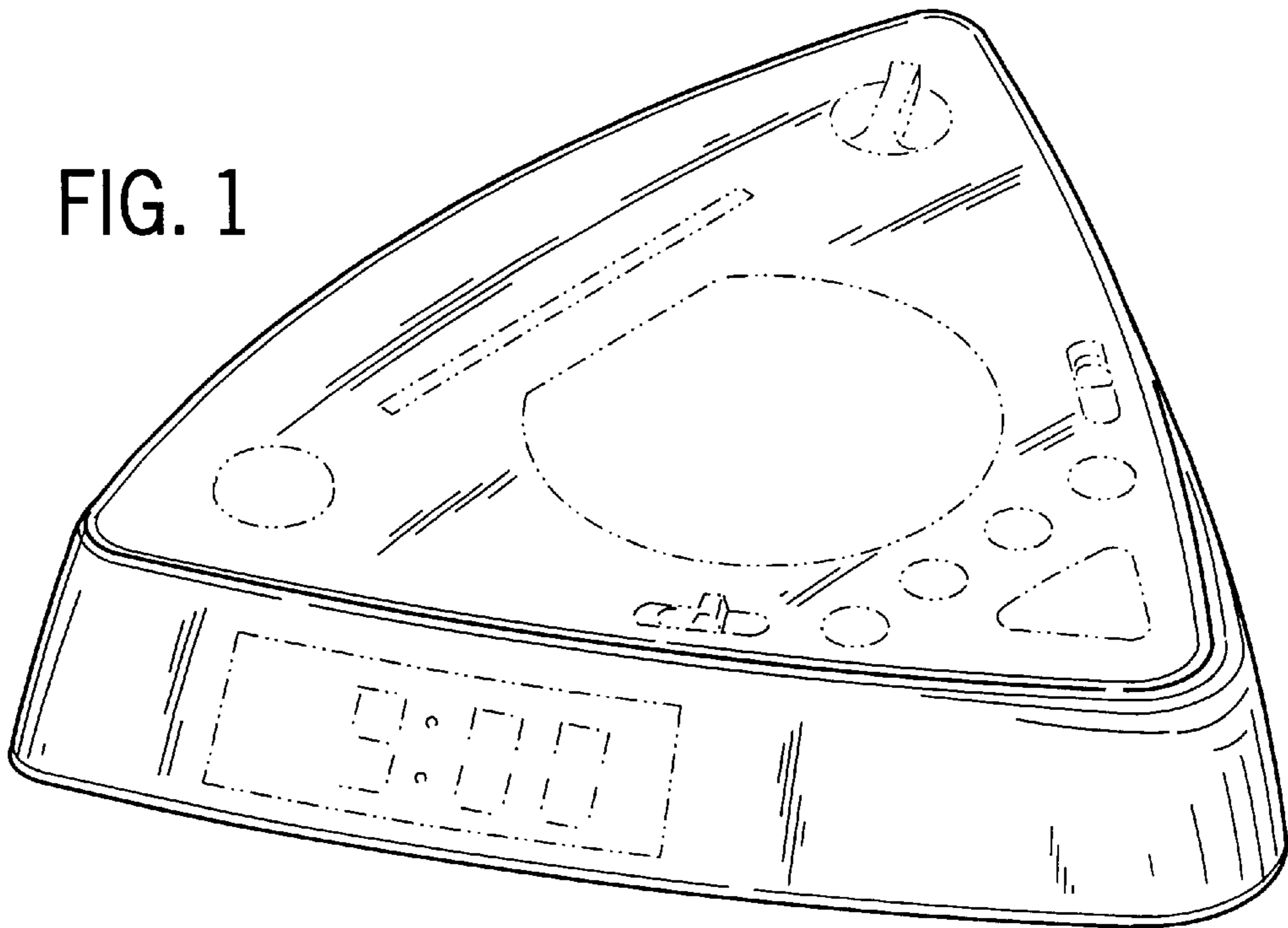


FIG. 2

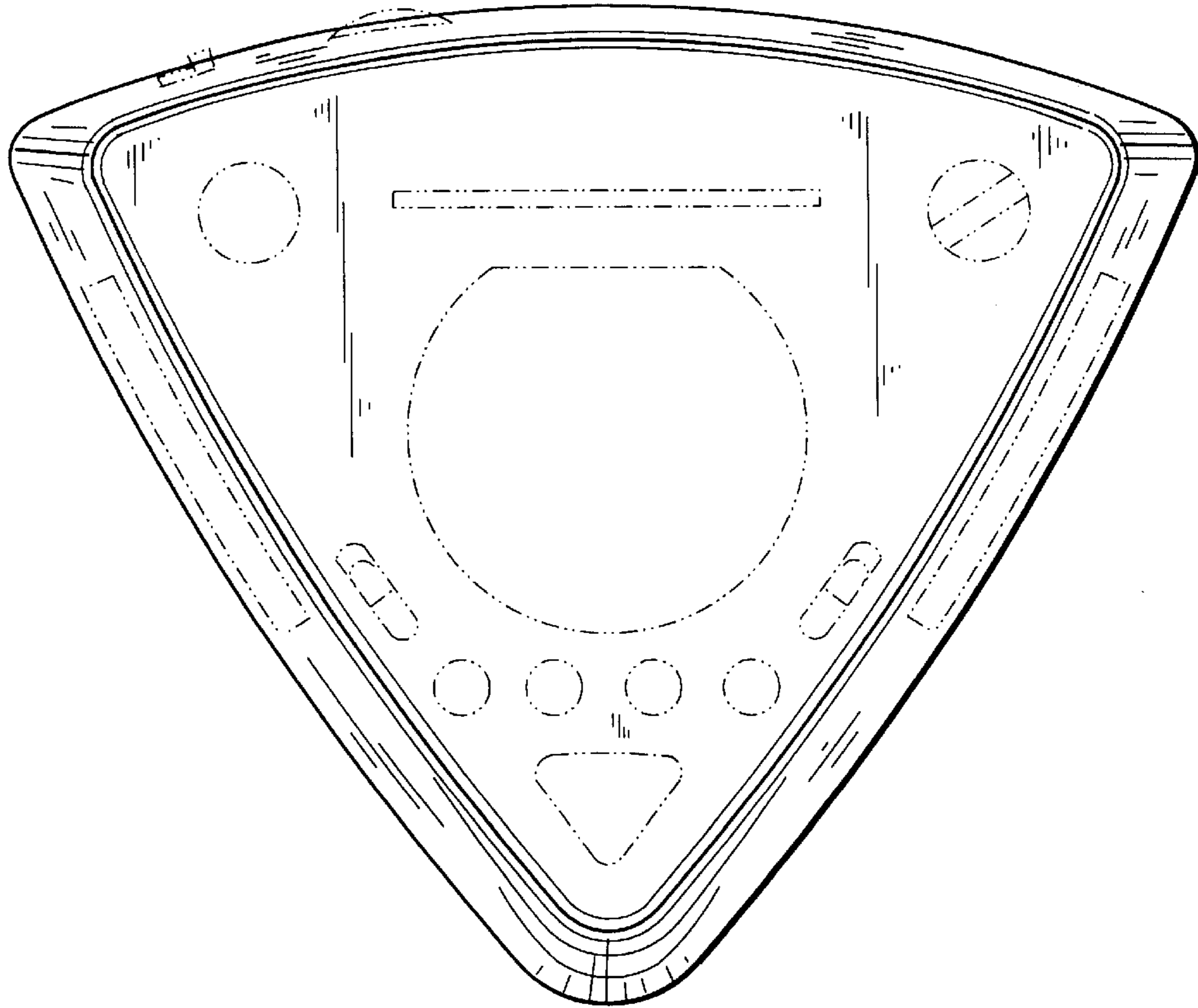


FIG. 3

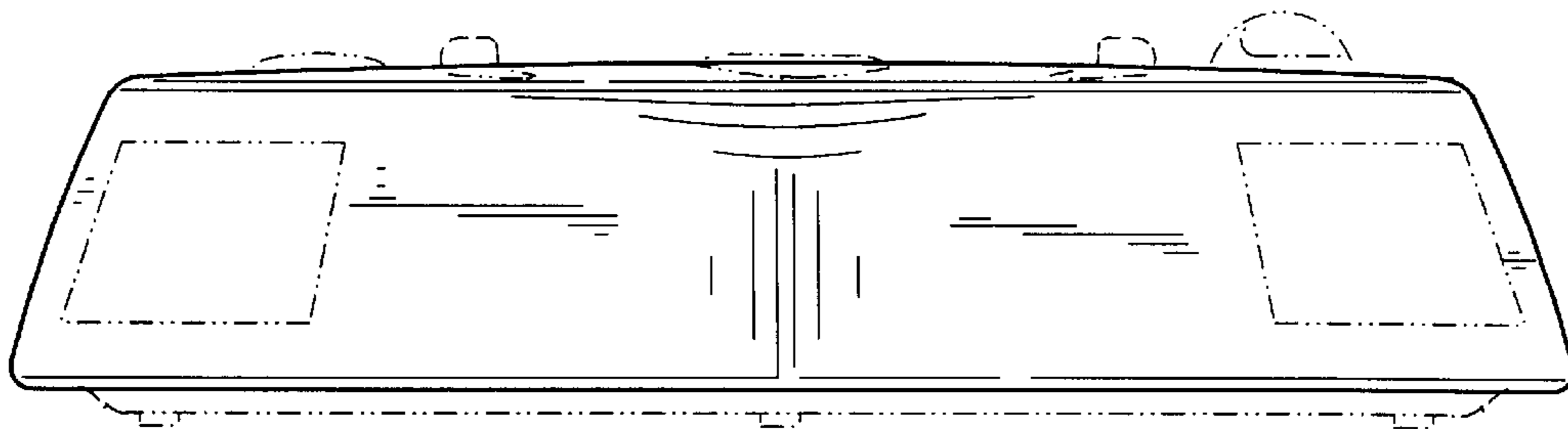


FIG. 4

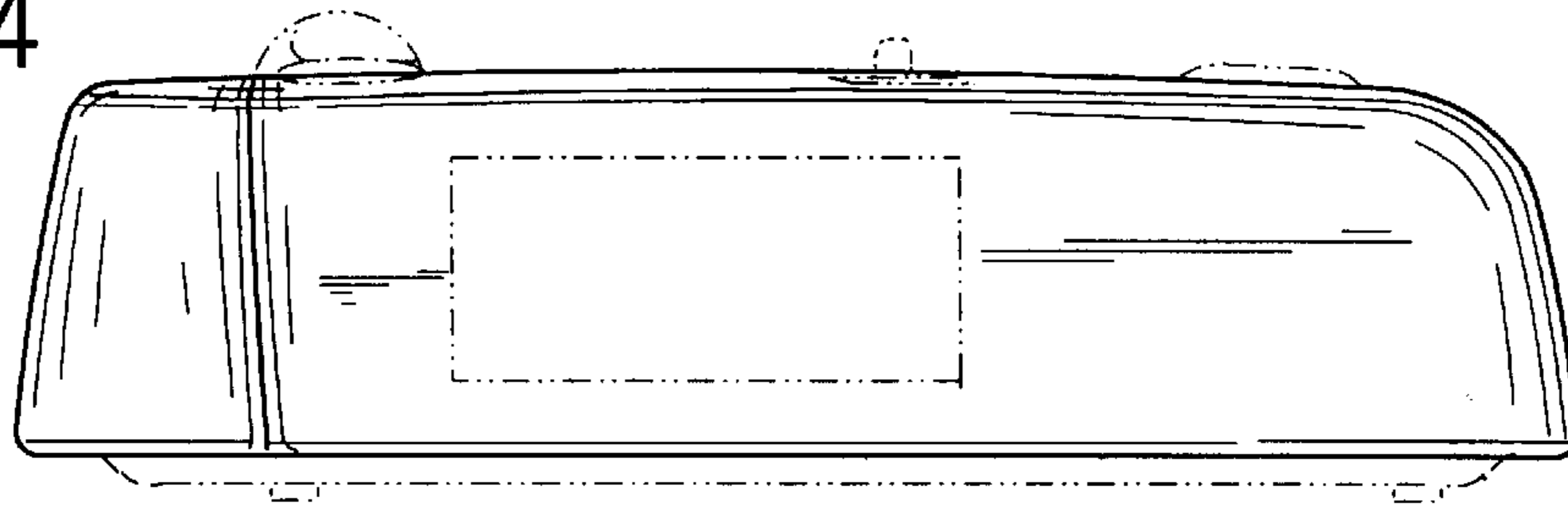


FIG. 5

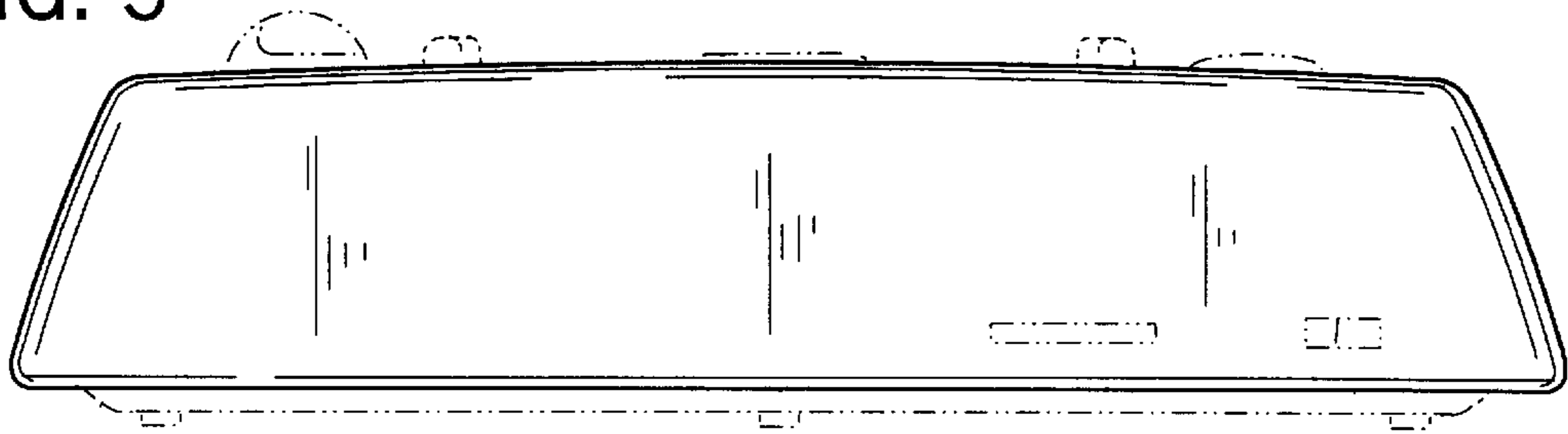


FIG. 6

