



US00D452133B1

(12) **United States Design Patent**
Rubensson

(10) **Patent No.:** **US D452,133 S**

(45) **Date of Patent:** **** *Dec. 18, 2001**

(54) **PROFILED CLOSED DISC FOR SECURING TO A CYLINDER LOCK**

(75) **Inventor:** **Björn Rubensson, Vitsippsvägen (SE)**

(73) **Assignee:** **Assa AB, Eskilstuna (SE)**

(*) **Notice:** This patent is subject to a terminal disclaimer.

(**) **Term:** **14 Years**

(21) **Appl. No.:** **29/070,926**

(22) **Filed:** **Apr. 30, 1997**

(30) **Foreign Application Priority Data**

Oct. 31, 1996 (SE) 96-2313

(51) **LOC (7) Cl.** **08-07**

(52) **U.S. Cl.** **D8/343**

(58) **Field of Search** D8/330, 331, 343;
70/51, 330, 347-348, 356-557

(56) **References Cited**

U.S. PATENT DOCUMENTS

D. 31,583 * 10/1899 Arnold D8/343

D. 350,686 * 9/1994 Myers D8/343
1,422,594 7/1922 Maxwell .
1,575,091 * 3/1926 Best 70/369 X
3,736,780 6/1973 Singer .
4,424,693 * 1/1984 Best et al. 70/369

* cited by examiner

Primary Examiner—Brian N. Vinson

(74) *Attorney, Agent, or Firm*—Sughrue, Mion, Zinn, Macpeak & Seas, PLLC

(57) **CLAIM**

The ornamental design for a profiled closed disc for securing to a cylinder lock, as shown and described.

DESCRIPTION

FIG. 1 is a perspective view of the top, front and left side of a profiled closed disc for securing to a cylinder lock showing my new design;

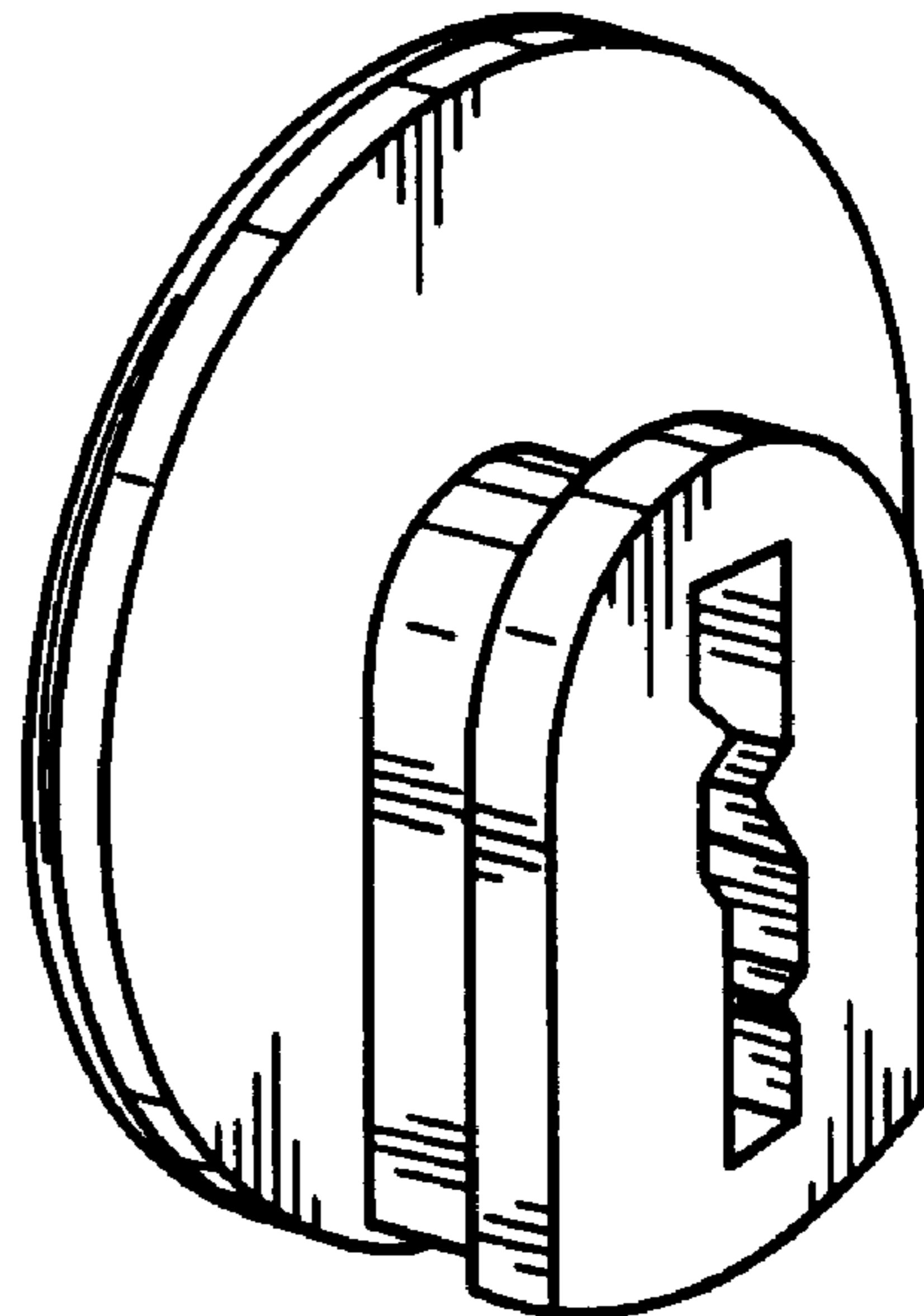
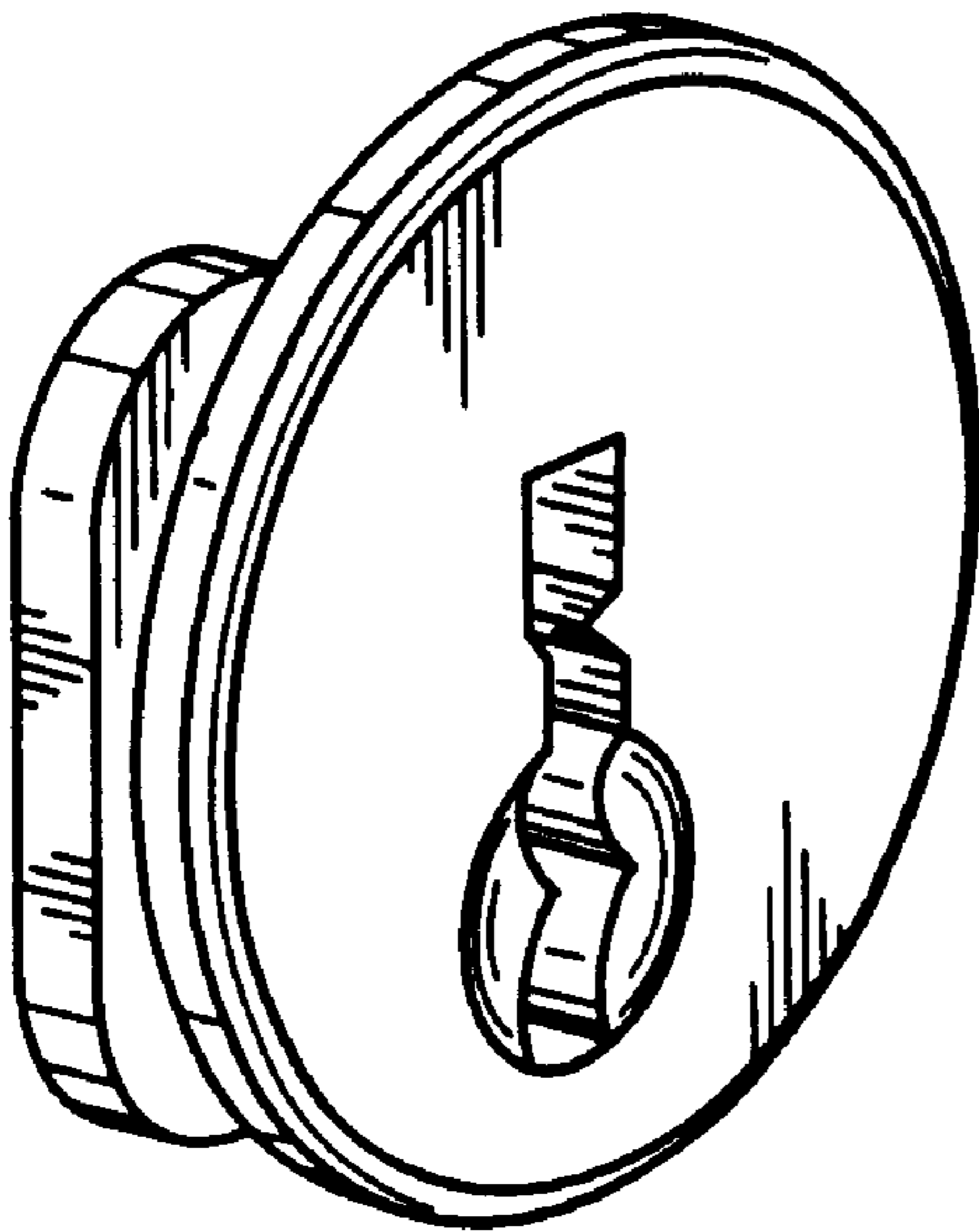
FIG. 2 is a perspective view of the top, rear and right side thereof;

FIG. 3 is a bottom plan view thereof;

FIG. 4 is a left side elevational view thereof, the right side being a mirror image thereof; and,

FIG. 5 is a top plan view thereof.

1 Claim, 2 Drawing Sheets



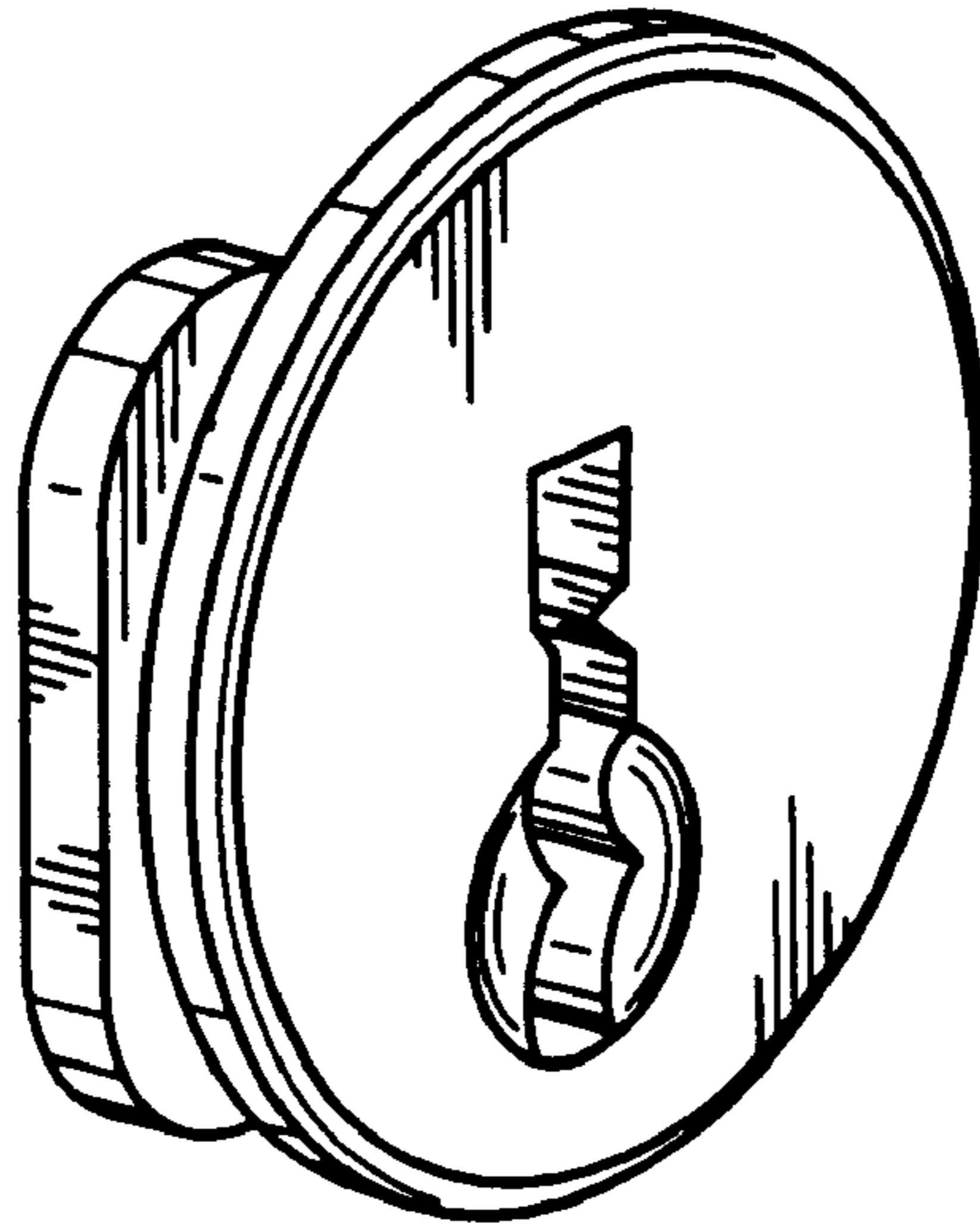


FIG. 1




FIG. 2

FIG. 3

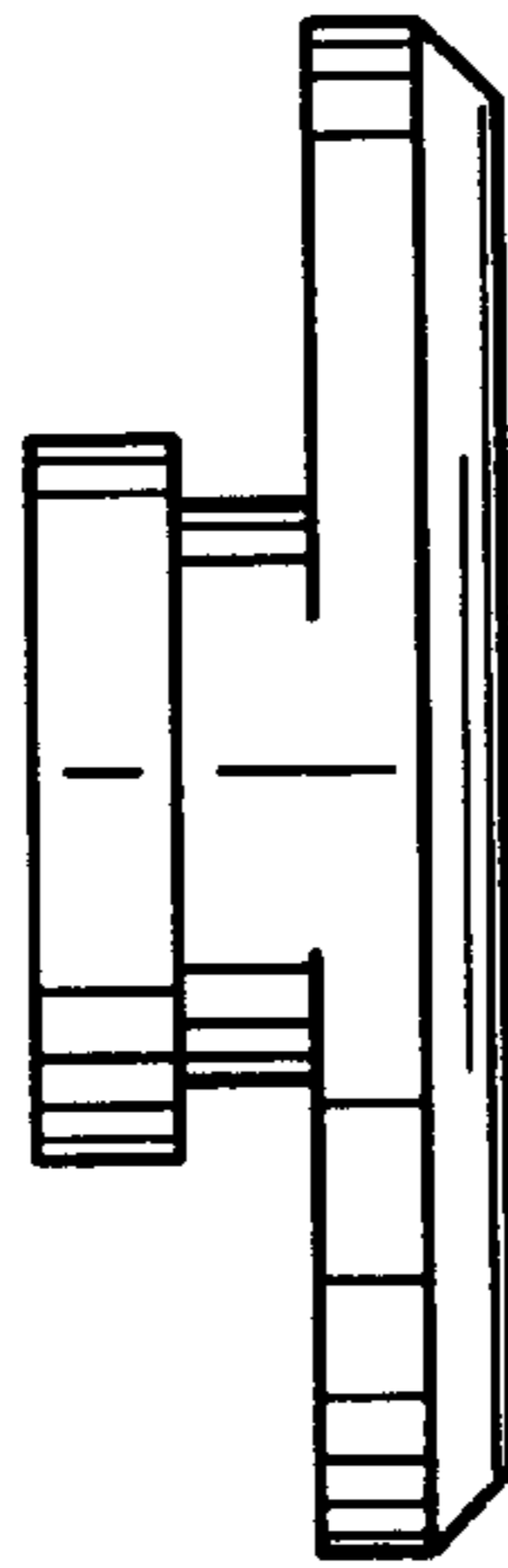


FIG. 4



FIG. 5

