



US00D452131B1

(12) **United States Design Patent**
Rodriguez

(10) **Patent No.:** **US D452,131 S**

(45) **Date of Patent:** **** Dec. 18, 2001**

(54) **DOOR HANDLE**

(75) Inventor: **Lawrence G. Rodriguez**, Anaheim, CA (US)

(73) Assignee: **Emhart Inc.**, Newark, DE (US)

(**) Term: **14 Years**

(21) Appl. No.: **29/139,657**

(22) Filed: **Apr. 4, 2001**

(51) **LOC (7) Cl.** **08-06**

(52) **U.S. Cl.** **D8/320**

(58) **Field of Search** D8/300-302, 315-320;
16/110.1, 412-417, 419, 420, 441, 443;
292/336.3, 347, 356, 357, DIG. 12, DIG. 30,
DIG. 37

(56) **References Cited**

U.S. PATENT DOCUMENTS

- D. 161,427 2/1951 Crain .
- D. 161,429 2/1951 Crain .
- D. 178,660 * 9/1956 Hillgren .
- D. 241,607 9/1976 Tegner .
- D. 246,418 11/1977 Ridgway et al. .
- D. 284,737 7/1986 Clayton .
- D. 425,392 * 3/2000 Liu D8/302
- 5,084,940 * 2/1992 Loffler et al. 292/357

OTHER PUBLICATIONS

Faultless Brochure; 7 Series handleset.*
Weiser Lock Brochure; Augusta handleset.*
Cal-Royal Brochure; HL-310 handleset.*

* cited by examiner

Primary Examiner—B. J. Bullock

(74) *Attorney, Agent, or Firm*—Richard J. Veltman; John D. Del Ponti

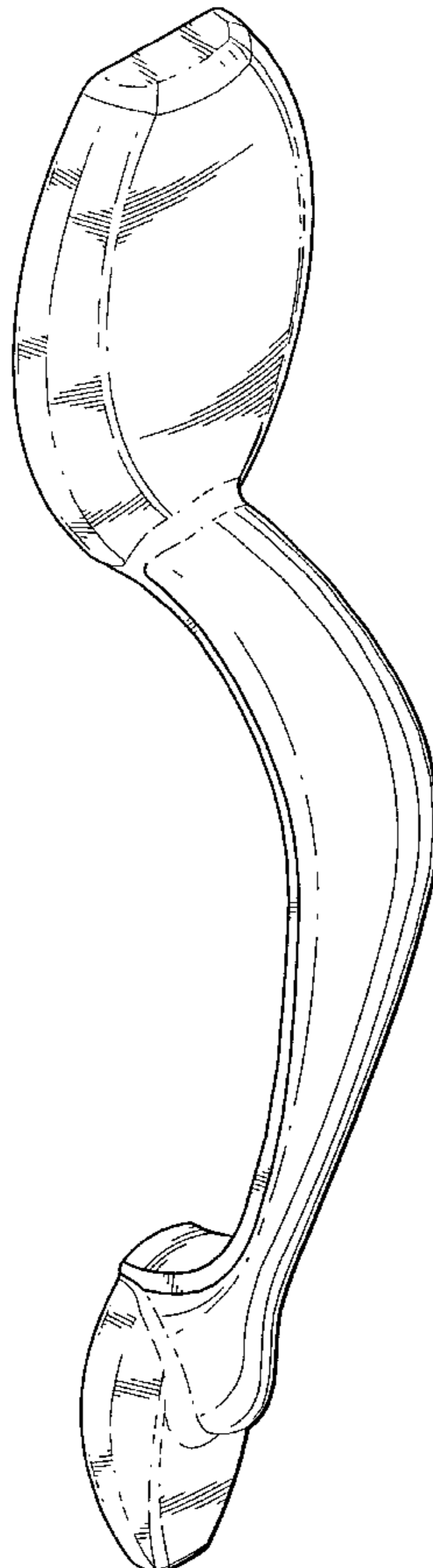
(57) **CLAIM**

The ornamental design for a door handle, as shown and described.

DESCRIPTION

FIG. 1 is a perspective view of the new design for a door handle;
FIG. 2 is a front elevational view of the new design for a door handle;
FIG. 3 is a top plan view of the new design for a door handle;
FIG. 4 is a bottom plan view of the new design for a door handle;
FIG. 5 is a right side elevational view of the new design for a door handle, the left side elevational view being a mirror image; and,
FIG. 6 is a back elevational view of the new design for a door handle.

1 Claim, 3 Drawing Sheets



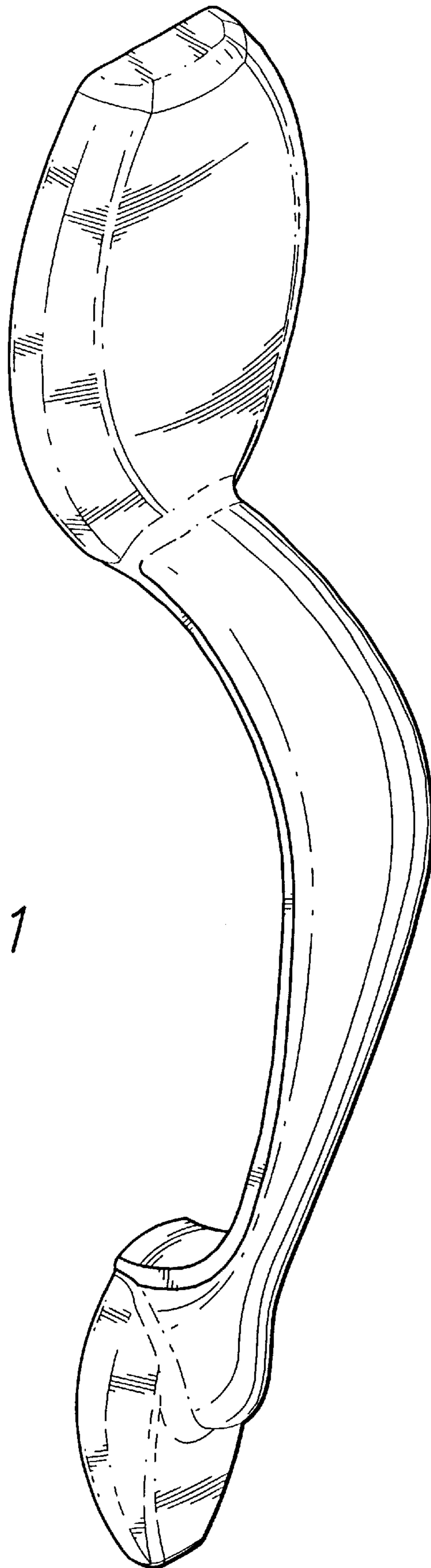


FIG. 1

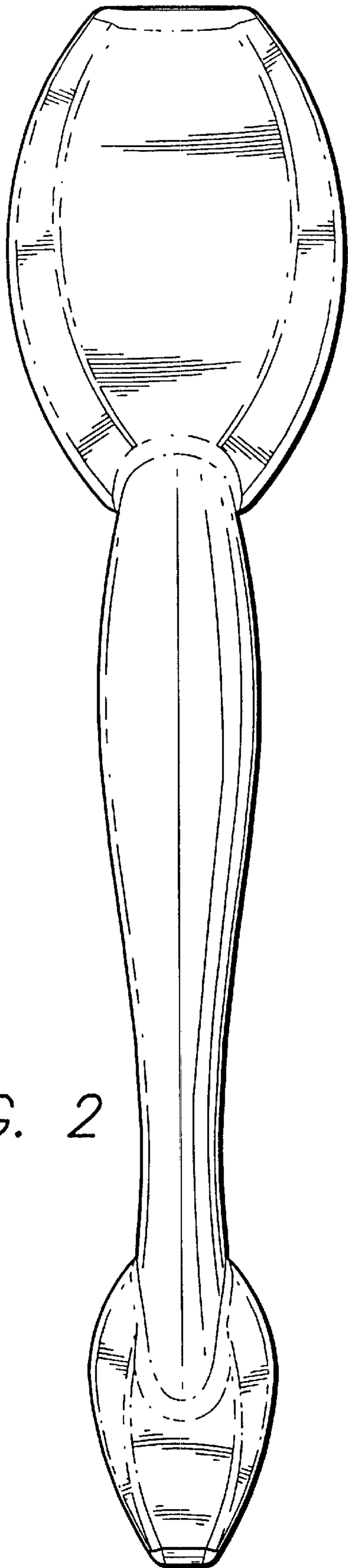


FIG. 2




FIG. 3




FIG. 4

FIG. 5

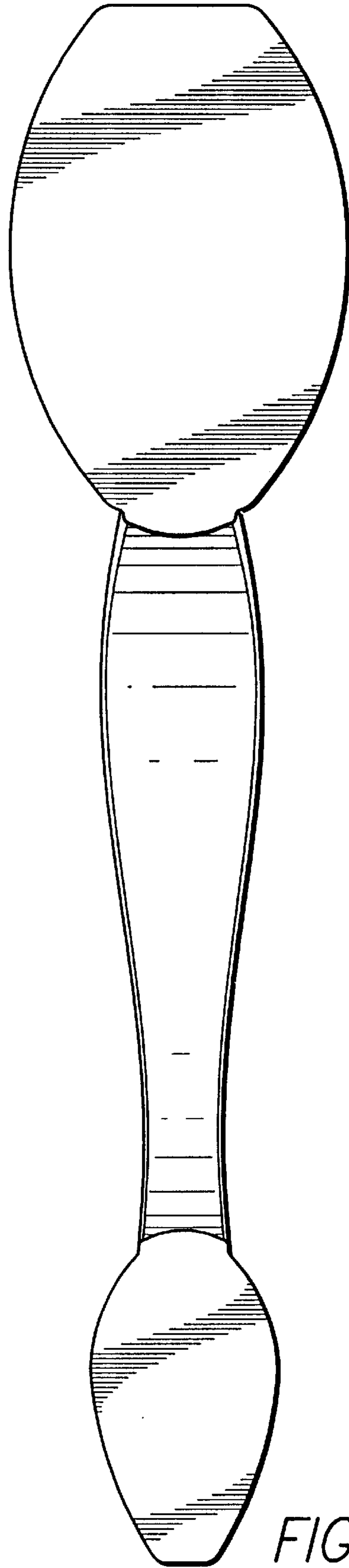
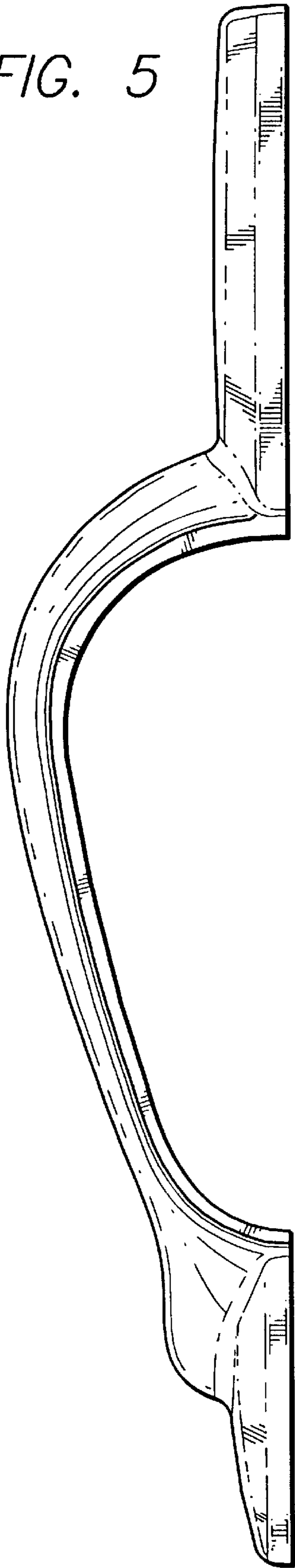


FIG. 6