



US00D452129B1

(12) **United States Design Patent**
McCalla et al.

(10) **Patent No.:** **US D452,129 S**

(45) **Date of Patent:** **** Dec. 18, 2001**

(54) **LIGHTED KNIFE HANDLE**

(75) Inventors: **Gavin McCalla; William R. Lutz**, both of Cumming, GA (US)

(73) Assignee: **McCalla Co.**, Alpharetta, GA (US)

(**) Term: **14 Years**

(21) Appl. No.: **29/127,773**

(22) Filed: **Aug. 11, 2000**

(51) **LOC (7) Cl.** **22-02**

(52) **U.S. Cl.** **D8/107; D7/649; D22/118**

(58) **Field of Search** **D8/107, DIG. 4, D8/303, 98, 75, 80, 83, 87, 300; D22/118; D7/395, 649; 30/340, 343, 344, 123; 16/110.1, 431; 81/489, 427.5**

(56) **References Cited**

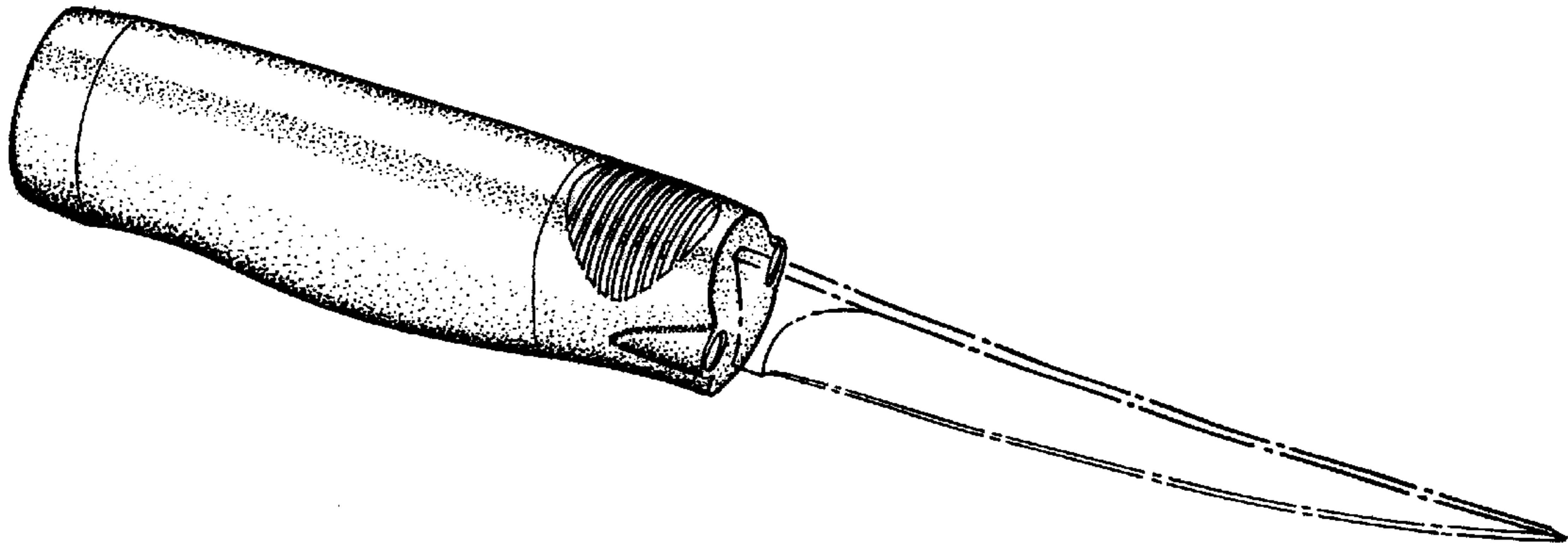
U.S. PATENT DOCUMENTS

D. 118,849	2/1940	Zimmer .	
D. 130,814	12/1941	Comiskey et al. .	
D. 182,397	4/1958	Blum .	
D. 197,757	3/1964	Nagamori .	
D. 269,850	7/1983	Preisler et al. .	
D. 274,122	6/1984	Stahel et al. .	
D. 295,011 *	4/1988	Herron et al.	D7/649
D. 323,448 *	1/1992	Salviato	D7/649
D. 323,449	1/1992	Corona et al. .	
D. 327,827	7/1992	Kwan .	
D. 328,699	8/1992	Shaanan et al. .	
D. 329,185	9/1992	Hasegawa .	
D. 330,497	10/1992	Hsin .	
D. 331,356	12/1992	Amsberry .	
D. 333,239	2/1993	Pogue .	
D. 340,633	10/1993	Badiali .	
D. 358,316	5/1995	Markwart et al. .	
D. 359,789	6/1995	Seber et al. .	
D. 363,012	10/1995	Humphries .	
D. 364,694	11/1995	Silvia .	
D. 375,243	11/1996	Hasegawa .	
D. 376,305	12/1996	Kung .	
D. 383,660	9/1997	Anderson .	
D. 401,130	11/1998	Maier et al. .	

D. 404,277	1/1999	Shiao .
D. 408,256	4/1999	Maxcy .
D. 412,096	7/1999	Kung et al. .
D. 412,355	7/1999	Saetherbo .
D. 417,130	11/1999	Hollinger .
D. 420,269	2/2000	Ben-Moshe .
1,144,210	6/1915	Kincaid .
1,253,769	1/1918	Anderson .
1,439,404	12/1922	Cotharin .
1,603,985	10/1926	Rosenberg .
1,635,933	7/1927	Genoves .
2,242,536	5/1941	Montgomery .
2,288,093	6/1942	Kaffenberger et al. .
2,341,375	2/1944	Hambleton .
2,466,342	4/1949	Watts .
2,706,769	4/1955	Cook .
2,736,792	2/1956	Freeland .
2,773,974	12/1956	Markett .
2,783,364	2/1957	Wood, Jr. .
3,185,832	5/1965	Nagamori .
3,603,782	9/1971	Wortmann .
3,919,541	11/1975	Chao .
4,283,757	8/1981	Nalbandian et al. .
4,458,300	7/1984	Walsh .
4,669,186	6/1987	Liu .
4,768,137	8/1988	Hwaw et al. .
4,936,171	6/1990	Berg .
5,124,893	6/1992	Jeng .
5,211,468	5/1993	Jeng .
5,265,504	11/1993	Fruhm .
5,313,376	5/1994	McIntosh .
5,369,555	11/1994	McKain et al. .
5,473,519	12/1995	McCallops et al. .
5,510,962	4/1996	Hsiao .
5,515,249	5/1996	Shiao .
5,550,719	8/1996	Kuo .
5,568,698	10/1996	Harding et al. .
5,577,829	11/1996	Hall .
5,584,565	12/1996	Berg .
5,628,556	5/1997	Hrabar et al. .
5,713,656	2/1998	Lin .
5,727,319	3/1998	Myerchin et al. .
5,921,654	7/1999	Coyle .
6,030,092	2/2000	McCalla et al. .
6,135,608	10/2000	Lin .

FOREIGN PATENT DOCUMENTS

0 306 461A1	3/1989	(EP) .
0 421 721A3	10/1991	(EP) .



2 031 316 B 11/1982 (GB) .
2 053 438 B 4/1983 (GB) .
2 272 967 6/1996 (GB) .
86216028 9/1997 (TW) .

OTHER PUBLICATIONS

Photographs of a "Craftsman" screwdriver (undated).

Serial No. 09/441,841 dated Nov. 17, 1999. Co-pending Application to same Applicant (claims only; specification same as parent U.S. Pat. No. 6,030,092 attached thereto).

Serial No. 09/441,841 dated Nov. 17, 1999. Co-pending Application to same Applicant.

Serial No. 09/483,710 dated Jan. 14, 2000. Co-pending Application to same Applicant.

Serial No. 09/636,366 dated Aug. 11, 2000. Co-pending Application to same Applicant.

Serial No. 29/127,772 dated Aug. 11, 2000. Co-pending Application to same Applicant.

* cited by examiner

Primary Examiner—Susan J. Lucas

Assistant Examiner—Clare E. Heflin
(74) Attorney, Agent, or Firm—Needle & Rosenberg, P.C.

(57) CLAIM

The new and ornamental design for a lighted knife handle, as shown and described.

DESCRIPTION

FIG. 1 is a perspective view of the lighted knife handle of the present invention, the knife blade depicted in broken lines and not forming a part of the claimed design;

FIG. 2 is a top plan view of FIG. 1;

FIG. 3 is a side elevational view of FIG. 1, with the opposite side being a mirror image;

FIG. 4 is a bottom plan view of FIG. 1;

FIG. 5 is a rear end elevational view of FIG. 1; and,

FIG. 6 is a front end elevational view of FIG. 1.

1 Claim, 1 Drawing Sheet

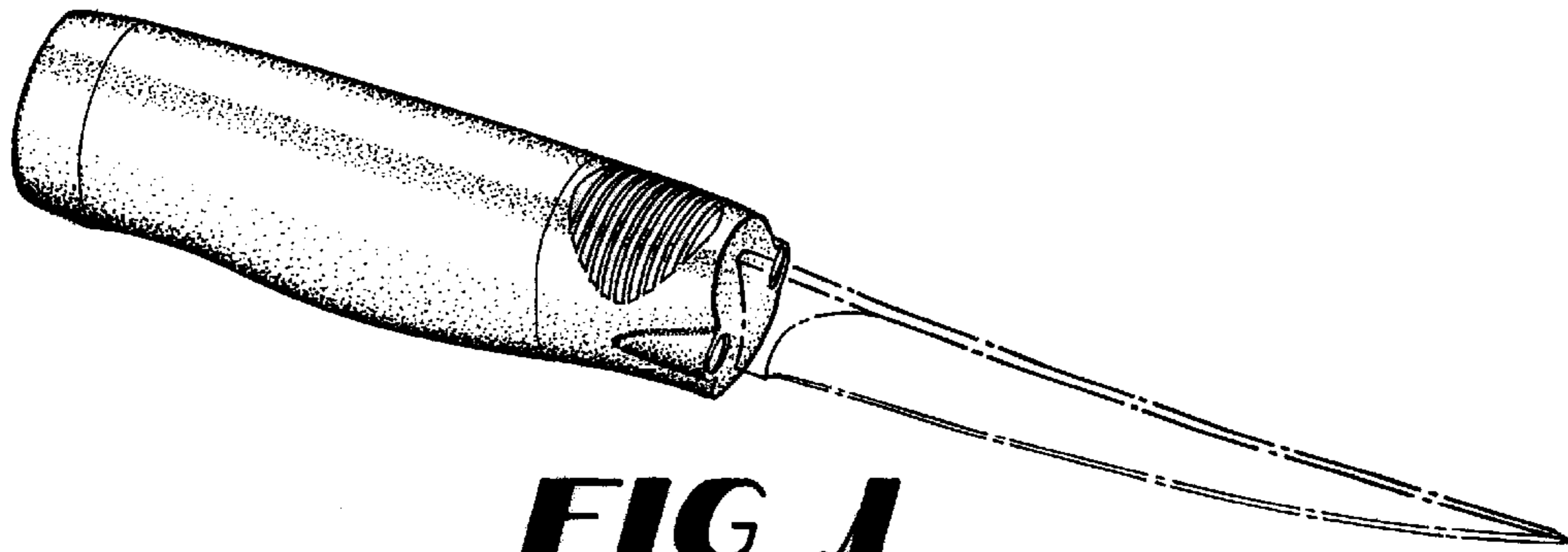


FIG 1

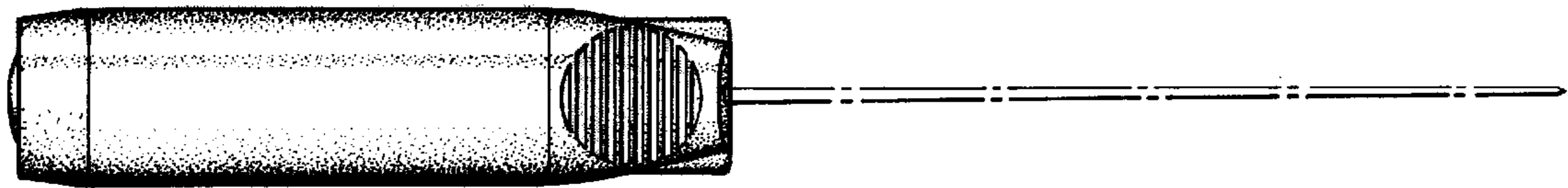


FIG 2

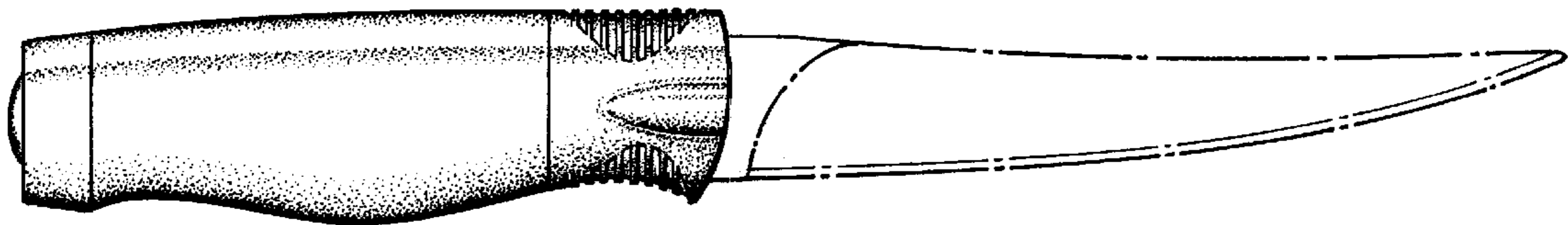


FIG 3

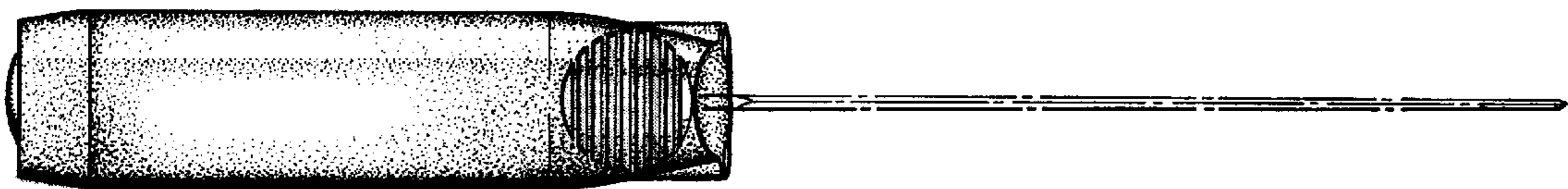


FIG 4

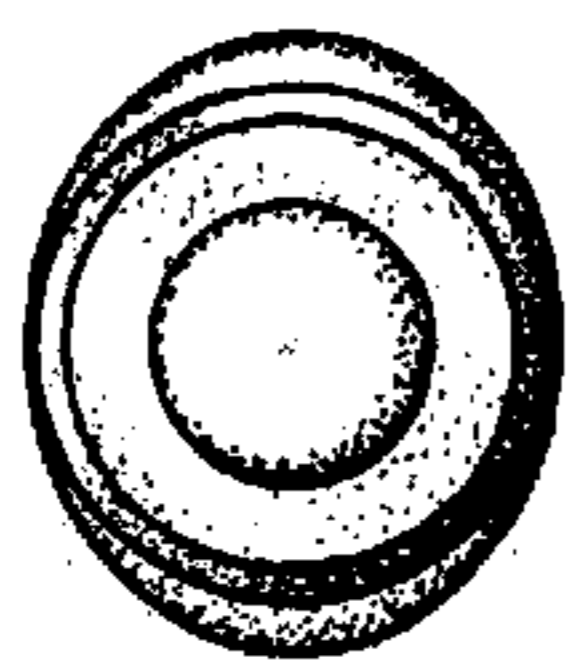


FIG 5

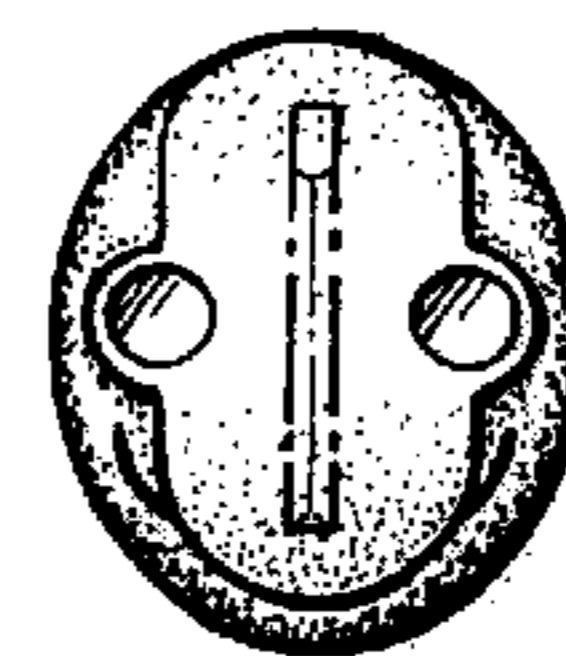


FIG 6