



US00D452115B1

(12) **United States Design Patent**  
**Malimovka**

(10) **Patent No.:** **US D452,115 S**

(45) **Date of Patent:** **\*\* Dec. 18, 2001**

(54) **EGG CONTAINER**

(75) **Inventor:** **Uzi Malimovka, Giv'at-Shmuel (IL)**

(73) **Assignee:** **Snubelgrass Interactive Ltd., Matan (IL)**

(\*\*) **Term:** **14 Years**

(21) **Appl. No.:** **29/121,897**

(22) **Filed:** **Apr. 17, 2000**

(51) **LOC (7) Cl.** ..... **07-01**

(52) **U.S. Cl.** ..... **D7/503; D7/539**

(58) **Field of Search** ..... **D7/503, 515, 901, D7/606, 539, 510, 538, 611; D21/479, 712, 713; 446/153, 310, 435, 368; D9/307; 206/217, 0.84, 457; 215/13.1; 211/14; 40/721, 798; D3/238; D19/82; D6/450; 99/414, 440; 220/4.25**

(56) **References Cited**

**U.S. PATENT DOCUMENTS**

D. 54,367	*	2/1920	Huffbach	.....	D7/503
D. 147,994	*	11/1947	Siessmayr	.....	D7/503
D. 163,472	*	5/1951	Nelson	.....	D7/503
D. 230,102	*	1/1974	Reneau	.....	D3/238
D. 312,845		12/1990	Matsuda	.	
D. 340,074	*	10/1993	Turner	.....	D19/82
D. 349,008	*	7/1994	Minor	.....	D7/606
D. 349,009	*	7/1994	Minor	.....	D7/606
D. 355,792	*	2/1995	White	.....	D6/450
D. 373,930	*	9/1996	Gruneisen, III	.....	D7/515
D. 420,552	*	2/2000	Hansen	.....	D7/606
D. 422,847	*	4/2000	Hansen	.....	D7/606
D. 425,757	*	5/2000	Printz et al.	.....	D7/510
D. 434,978	*	12/2000	Thill	.....	D9/307

2,531,955	*	11/1950	Toney	.....	211/14
3,292,840	*	12/1966	Schmidt	.....	220/4.25
3,624,939	*	12/1971	Gossard	.....	206/457
3,741,379	*	6/1973	Kappler et al.	.....	206/457
3,757,674	*	9/1973	Carroll	.....	99/440
3,791,285	*	2/1974	Mack	.....	99/419
3,924,736	*	12/1975	Bell et al.	.....	206/457
4,164,284	*	8/1979	Witt et al.	.....	206/217
4,881,915		11/1989	Liaw	.	
5,813,895		9/1998	Cho	.	

\* cited by examiner

*Primary Examiner*—M. N. Pandozzi

(74) *Attorney, Agent, or Firm*—Natter & Natter

(57) **CLAIM**

The ornamental design for an egg container, as shown and described.

**DESCRIPTION**

FIG. 1 is a perspective view of an egg container showing my new design;

FIG. 2 is a perspective view thereof, with a lid being shown in an open position;

FIG. 3 is a front elevational view thereof;

FIG. 4 is a top plan view thereof;

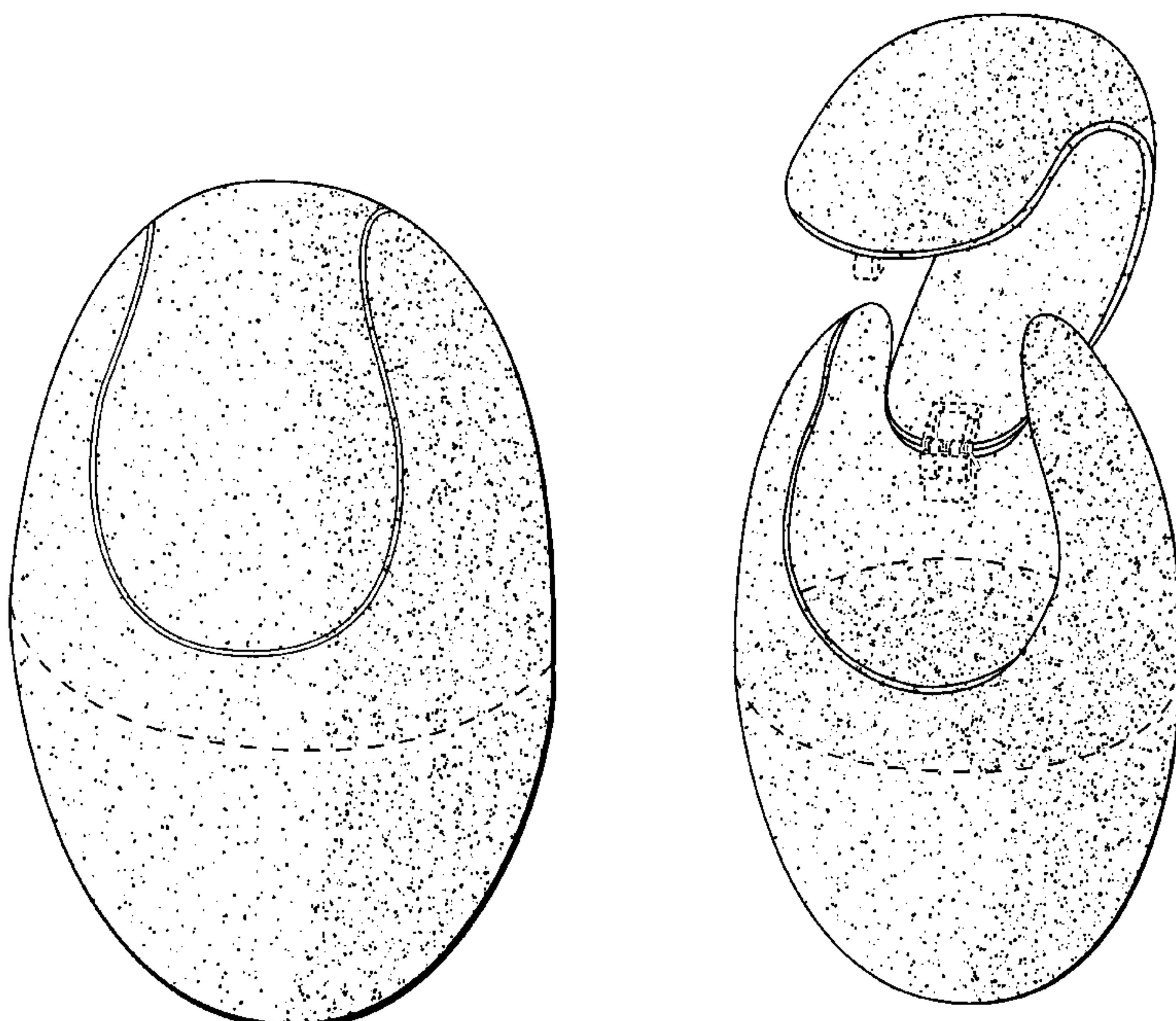
FIG. 5 is a rear view thereof; and,

FIG. 6 is a right side elevational view thereof.

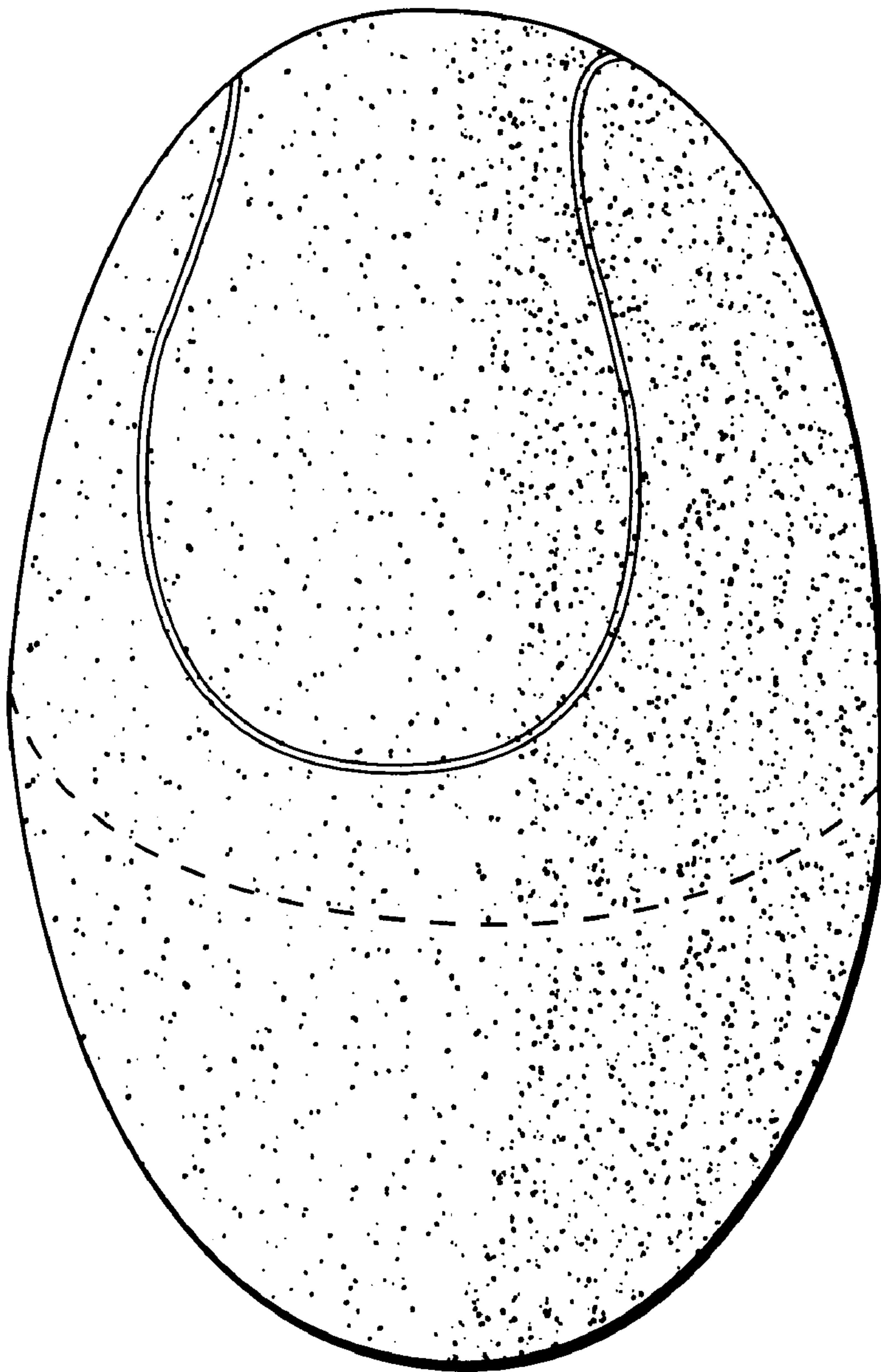
The left side elevational view thereof is a mirror image of the right side elevational view shown in FIG. 6 and the bottom view is plain and unornamented.

The broken line showing of a hinge, a latch and an assembly seam are for illustrative purposes only and form no part of the claimed design.

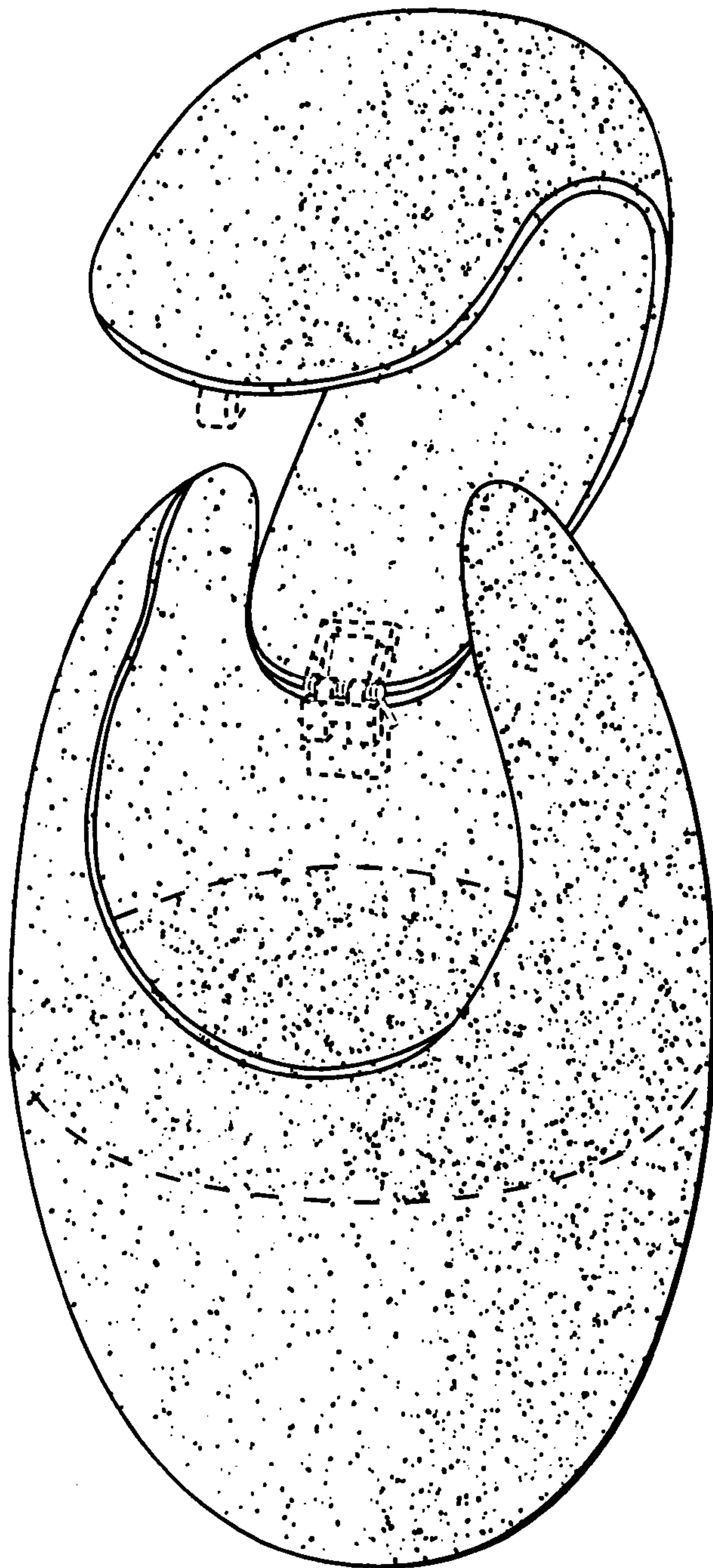
**1 Claim, 4 Drawing Sheets**



*Fig. 1*

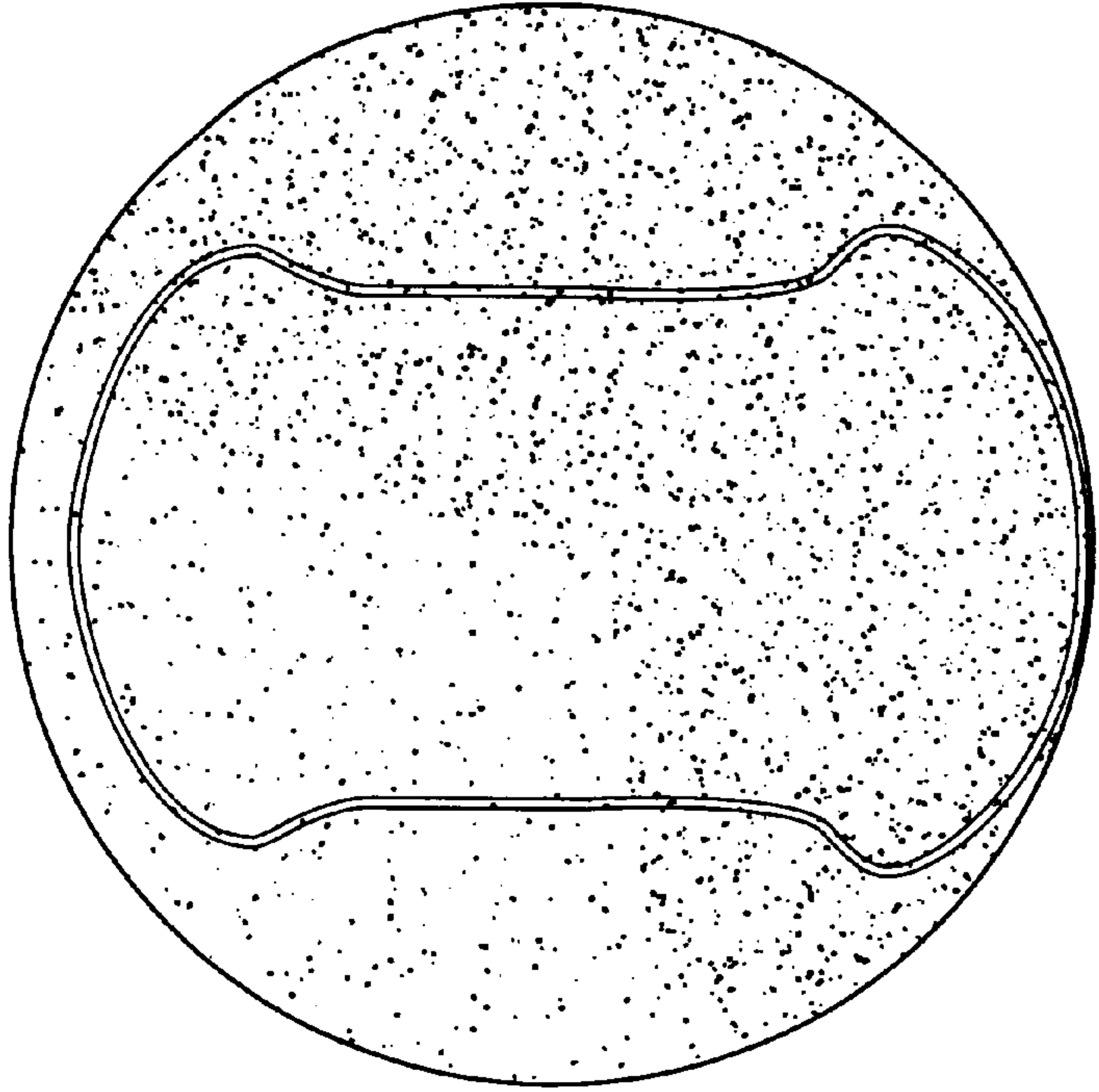


*Fig. 2*

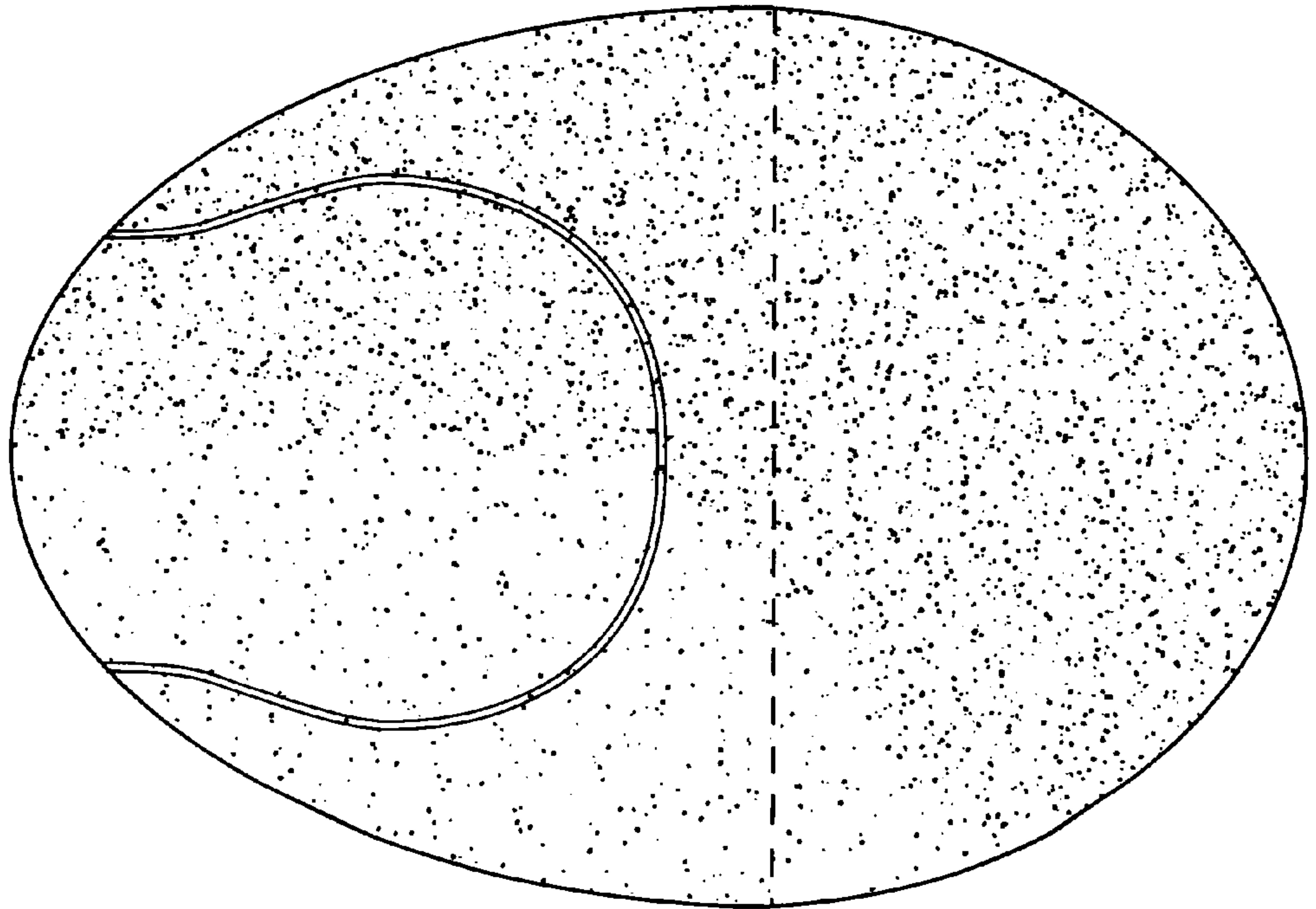




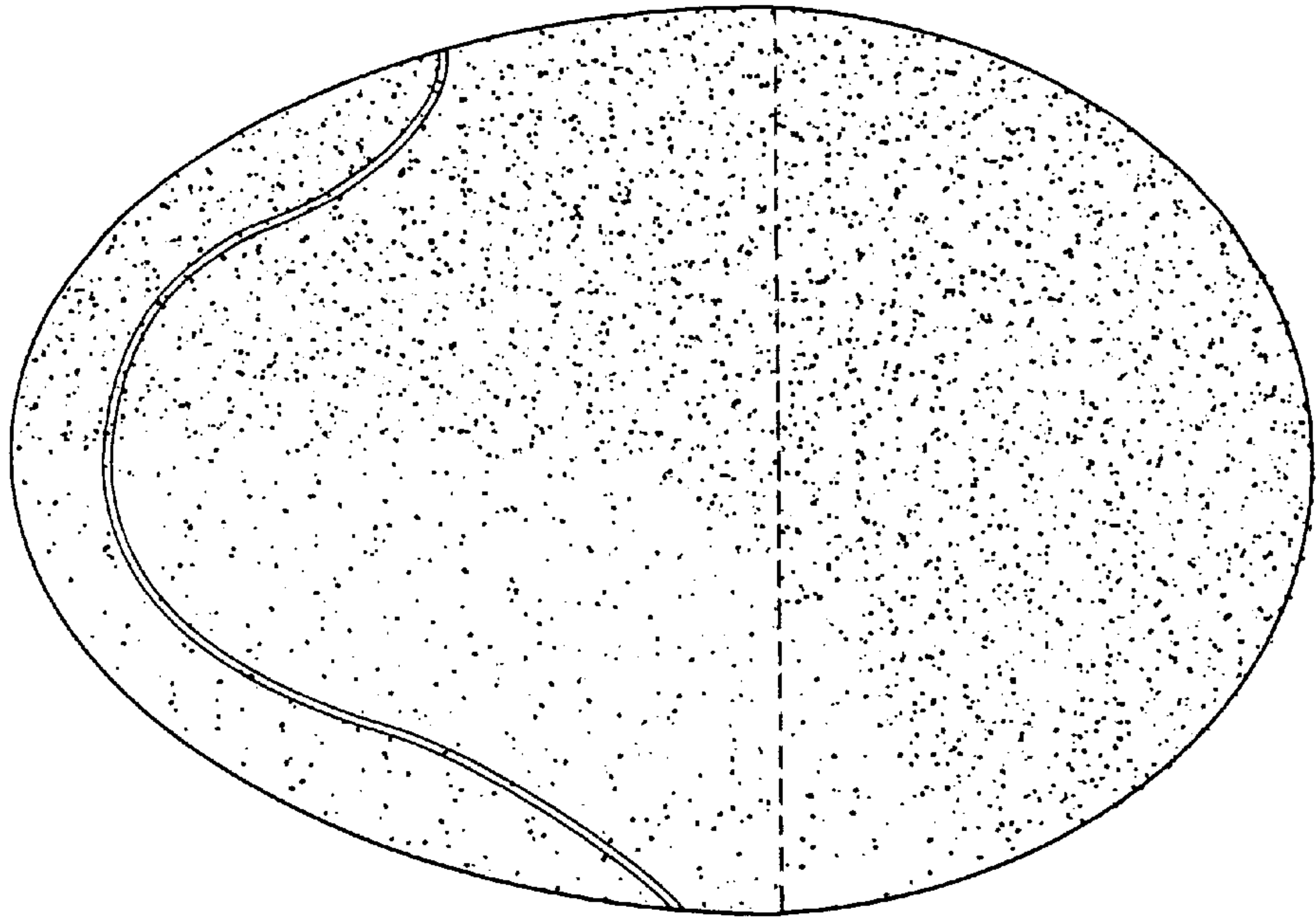
*Fig. 4*



*Fig. 3*



*Fig. 6*



*Fig. 5*

