



US00D452114B1

(12) **United States Design Patent**  
**Lin**

(10) **Patent No.:** **US D452,114 S**

(45) **Date of Patent:** **\*\* Dec. 18, 2001**

(54) **HANDLE**

3,266,081 \* 8/1966 Heim ..... 16/110.1

(76) Inventor: **Yu Chen Lin**, 7F, No. 348, Yung Chi Rd., Hsin Yi Dist., Taipei (TW)

\* cited by examiner

(\*\*) Term: **14 Years**

*Primary Examiner*—Terry A. Wallace

(74) *Attorney, Agent, or Firm*—Pro-Techtor International Services

(21) Appl. No.: **29/137,277**

(57) **CLAIM**

(22) Filed: **Feb. 15, 2001**

The ornamental design for a handle, as shown and described.

(51) **LOC (7) Cl.** ..... **07-02**

**DESCRIPTION**

(52) **U.S. Cl.** ..... **D7/395**

FIG. 1 is a perspective view of the appearance of my new design;

(58) **Field of Search** ..... D7/393–395, 642–664,  
D7/681–697, 401.2; D8/107; 16/110.1,  
430, 431, 436

FIG. 2 is a front view thereof;

FIG. 3 is a rear view thereof;

FIG. 4 is a left view thereof;

FIG. 5 is a right view thereof;

FIG. 6 is a top view thereof; and,

FIG. 7 is a bottom view thereof.

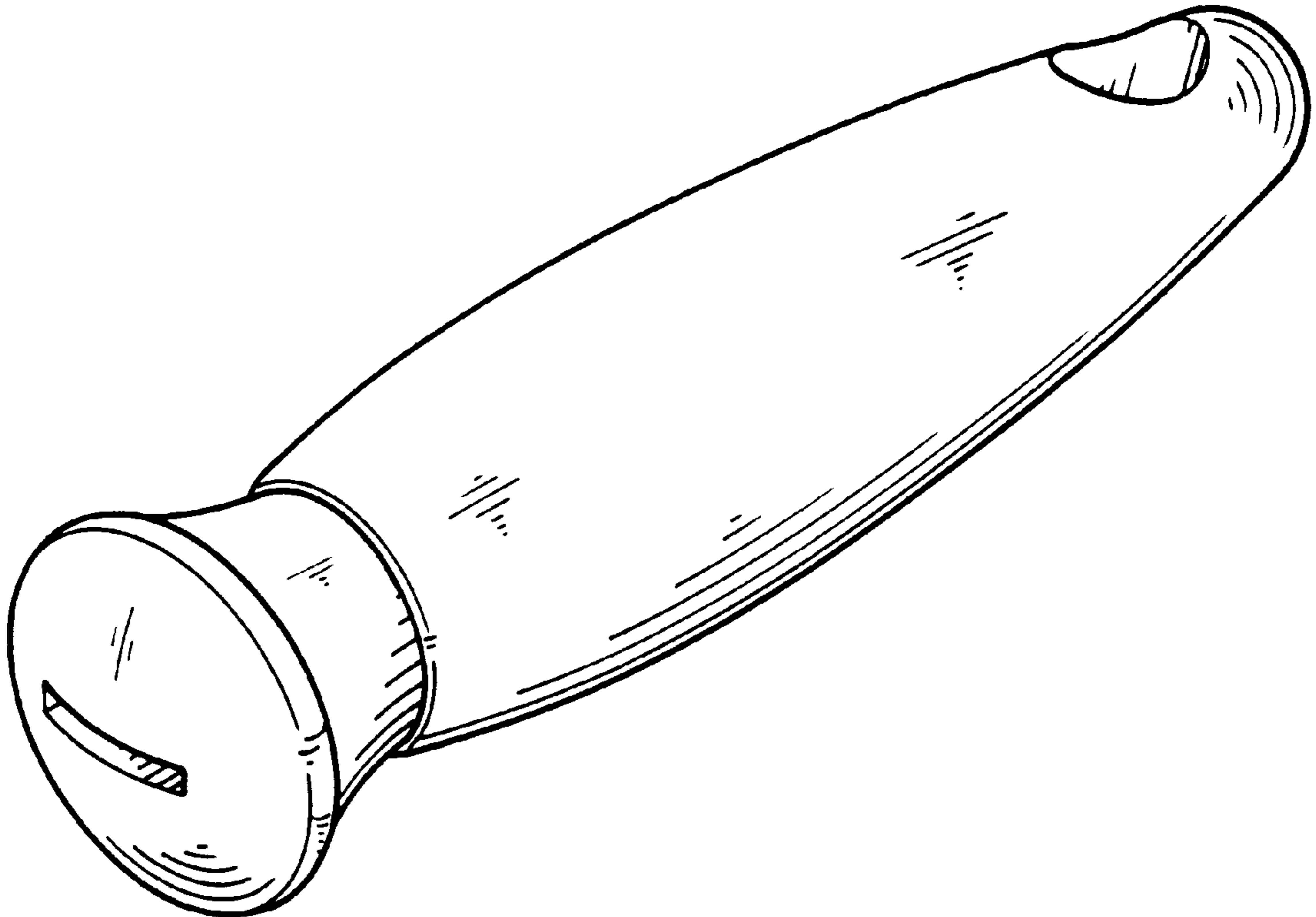
(56) **References Cited**

**U.S. PATENT DOCUMENTS**

D. 271,841 \* 12/1983 Hansen ..... D8/107 X

D. 380,345 \* 7/1997 Lu ..... D8/107

**1 Claim, 4 Drawing Sheets**



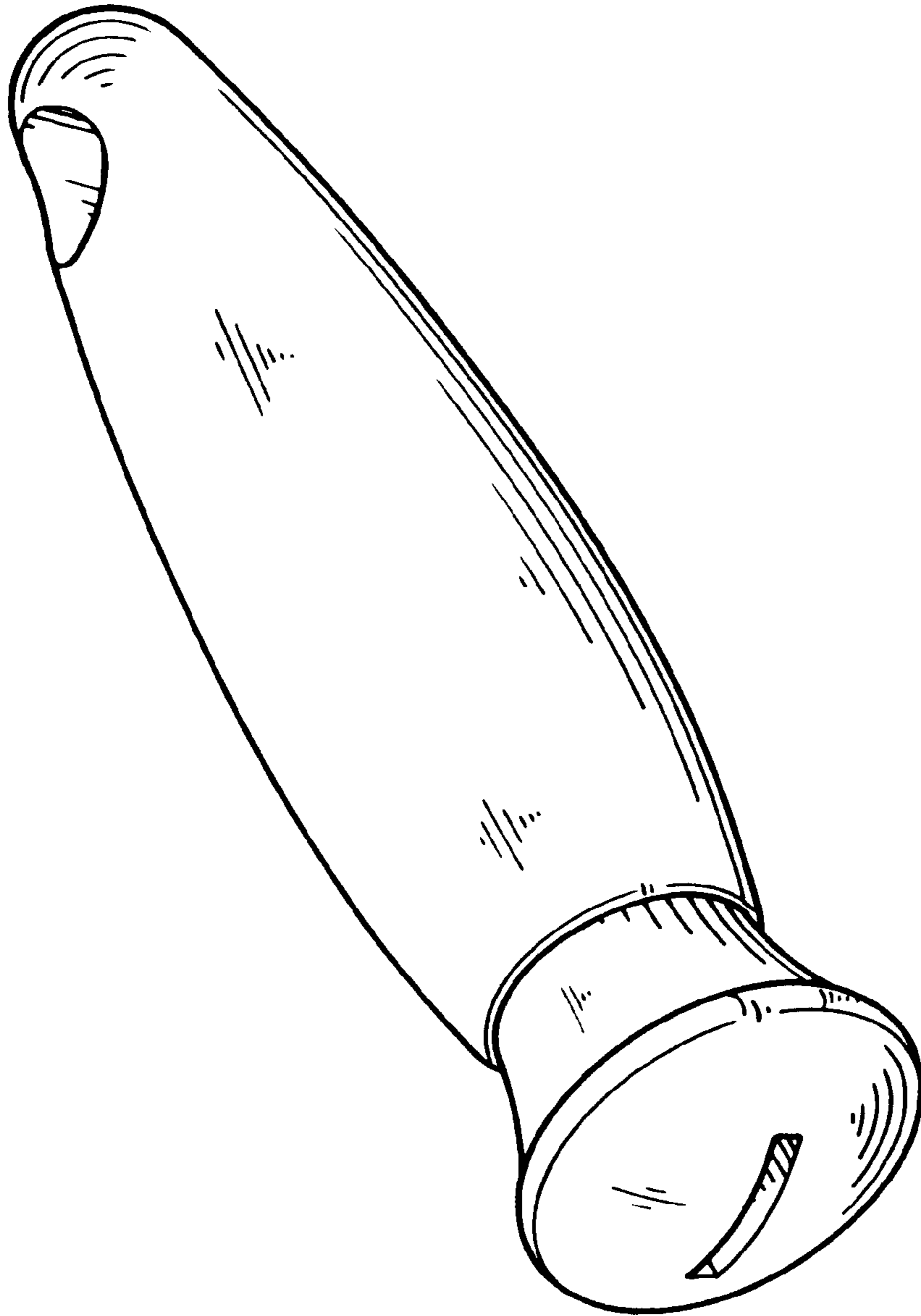
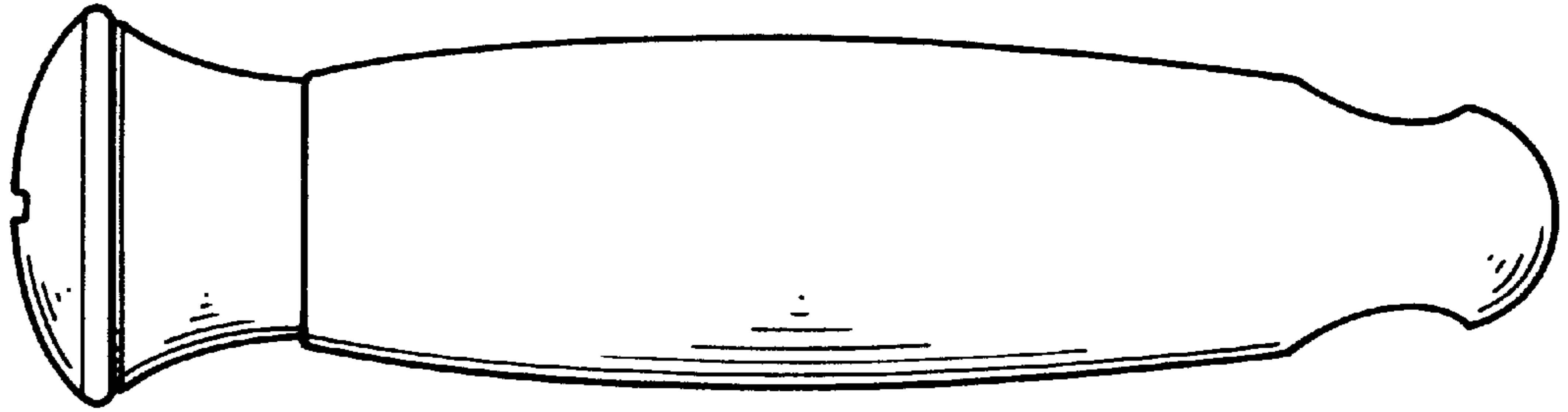




FIG. 1



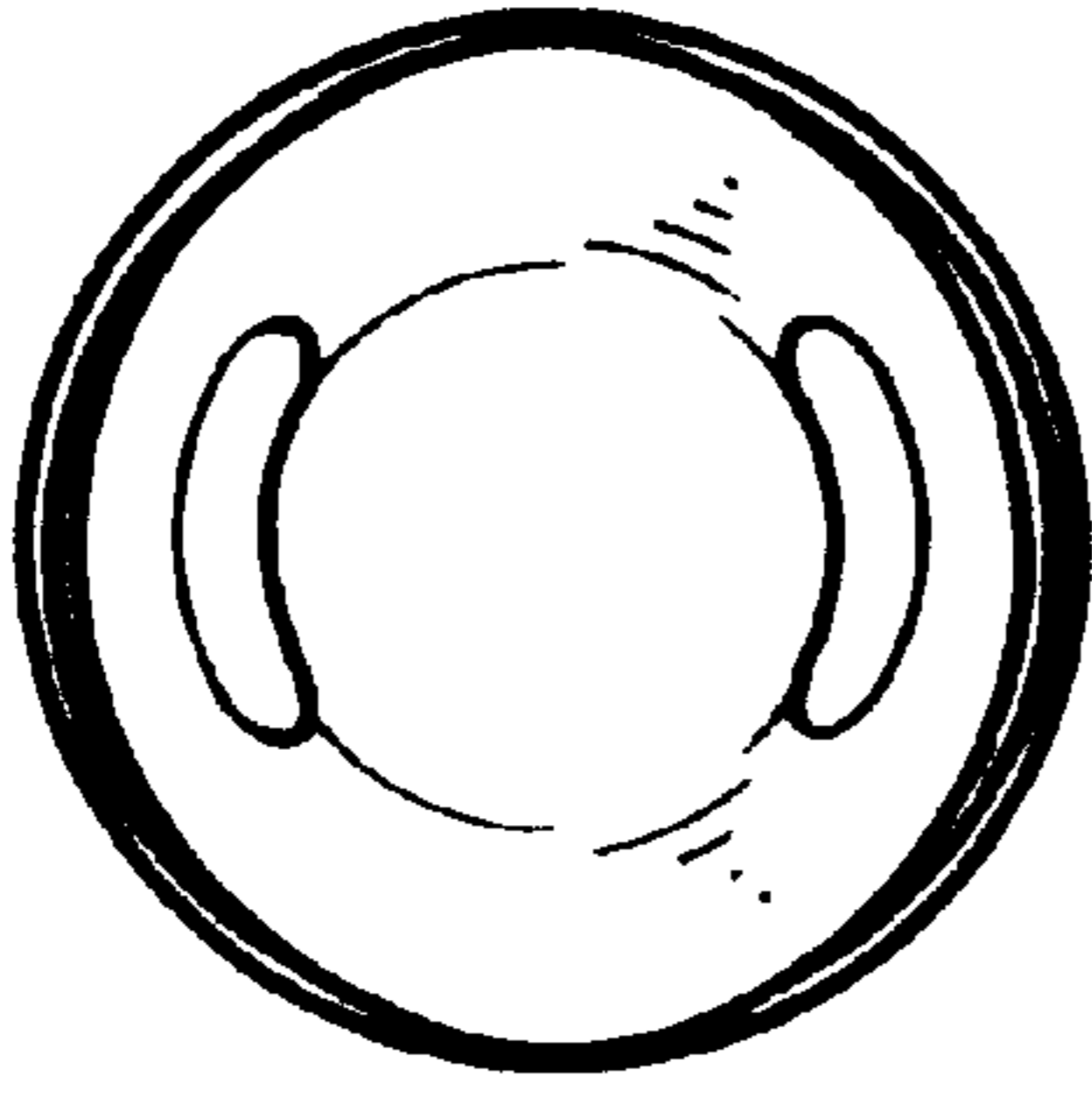
**FIG. 2**




**FIG. 3**




**FIG. 4**



**FIG. 5**



**FIG. 6**



**FIG. 7**