



US00D452111B1

(12) **United States Design Patent**  
**Lane**

(10) **Patent No.:** **US D452,111 S**

(45) **Date of Patent:** **\*\* Dec. 18, 2001**

(54) **WHISK**

3,117,769 \* 1/1964 Spingler ..... 366/129

(75) Inventor: **Gary Arron Lane**, London (GB)

\* cited by examiner

(73) Assignee: **Aerolatte Limited** (GB)

*Primary Examiner*—Caron D. Veynar

(\*\*) Term: **14 Years**

(74) *Attorney, Agent, or Firm*—Craig A. Fieschko, Esq.;  
DeWitt Ross & Stevens S.C.

(21) Appl. No.: **29/138,538**

(57) **CLAIM**

(22) Filed: **Mar. 15, 2001**

I claim the ornamental design for a whisk, as shown.

(51) **LOC (7) Cl.** ..... **31-00**

**DESCRIPTION**

(52) **U.S. Cl.** ..... **D7/376**

FIG. 1 is a top frontal left side perspective view of a whisk showing my design;

(58) **Field of Search** ..... D7/376-386; 366/92,  
366/93, 129, 194, 197, 199, 205

FIG. 2 is a bottom rear right side perspective view thereof;

FIG. 3 is a right side elevational view thereof; and,

FIG. 4 is a top plan view thereof.

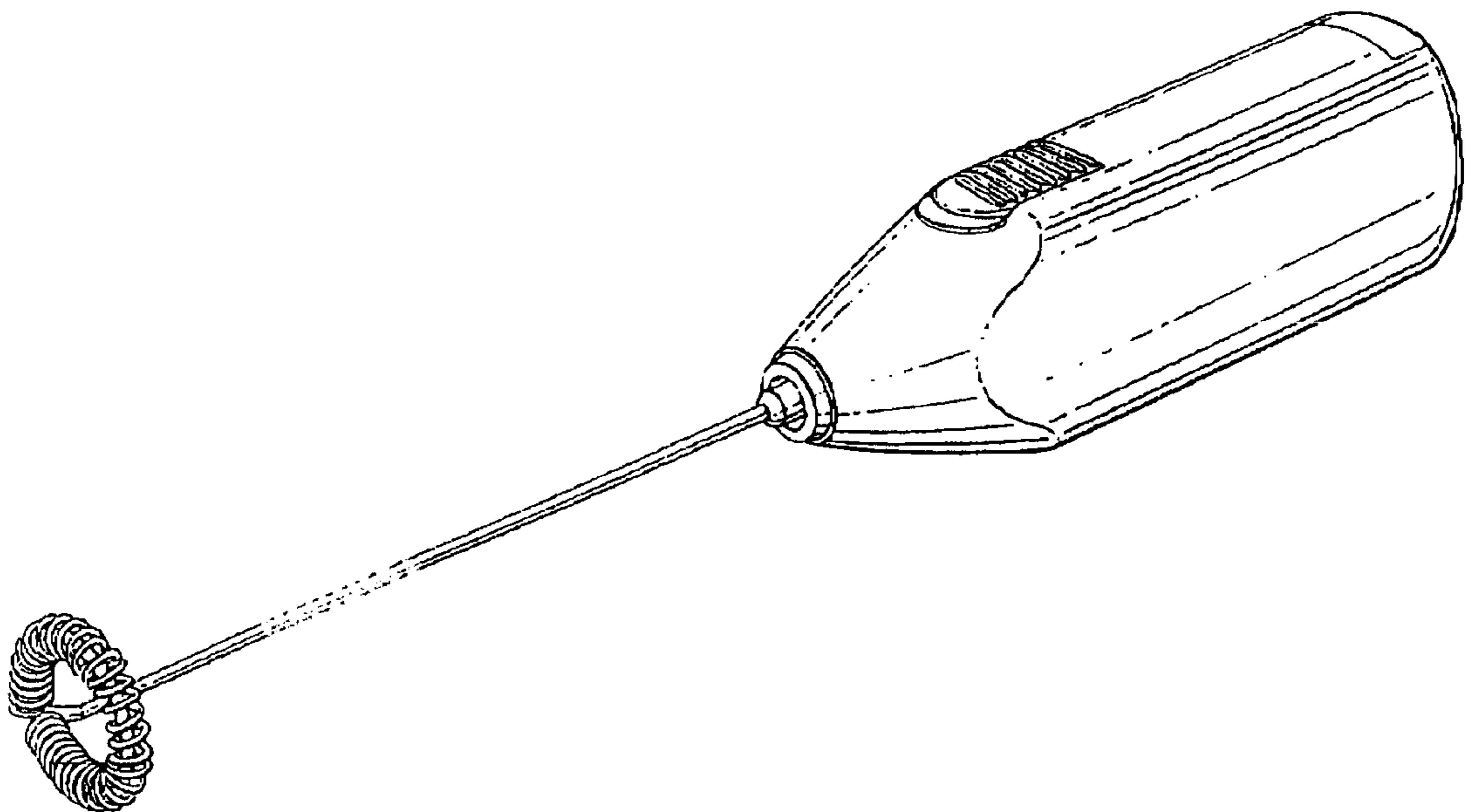
(56) **References Cited**

The rod of the whisk is shown broken away in FIGS. 1-4 to indicate indeterminate length of the rod.

**U.S. PATENT DOCUMENTS**

- D. 121,299 \* 7/1940 Krebs ..... D7/379
- D. 313,533 \* 1/1991 Rixen ..... D7/380
- D. 371,044 \* 6/1996 Bourassa ..... D7/376

**1 Claim, 3 Drawing Sheets**



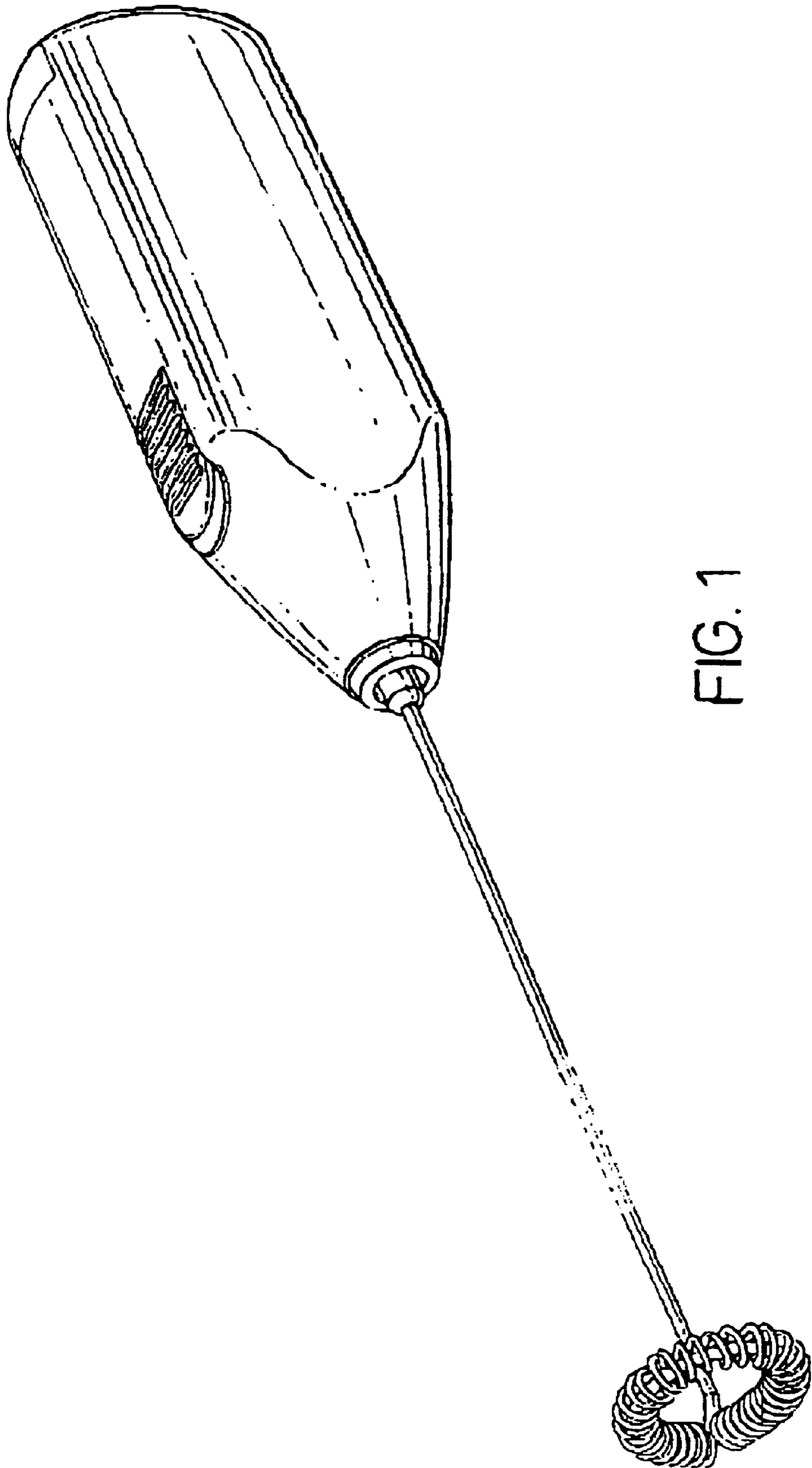


FIG. 1

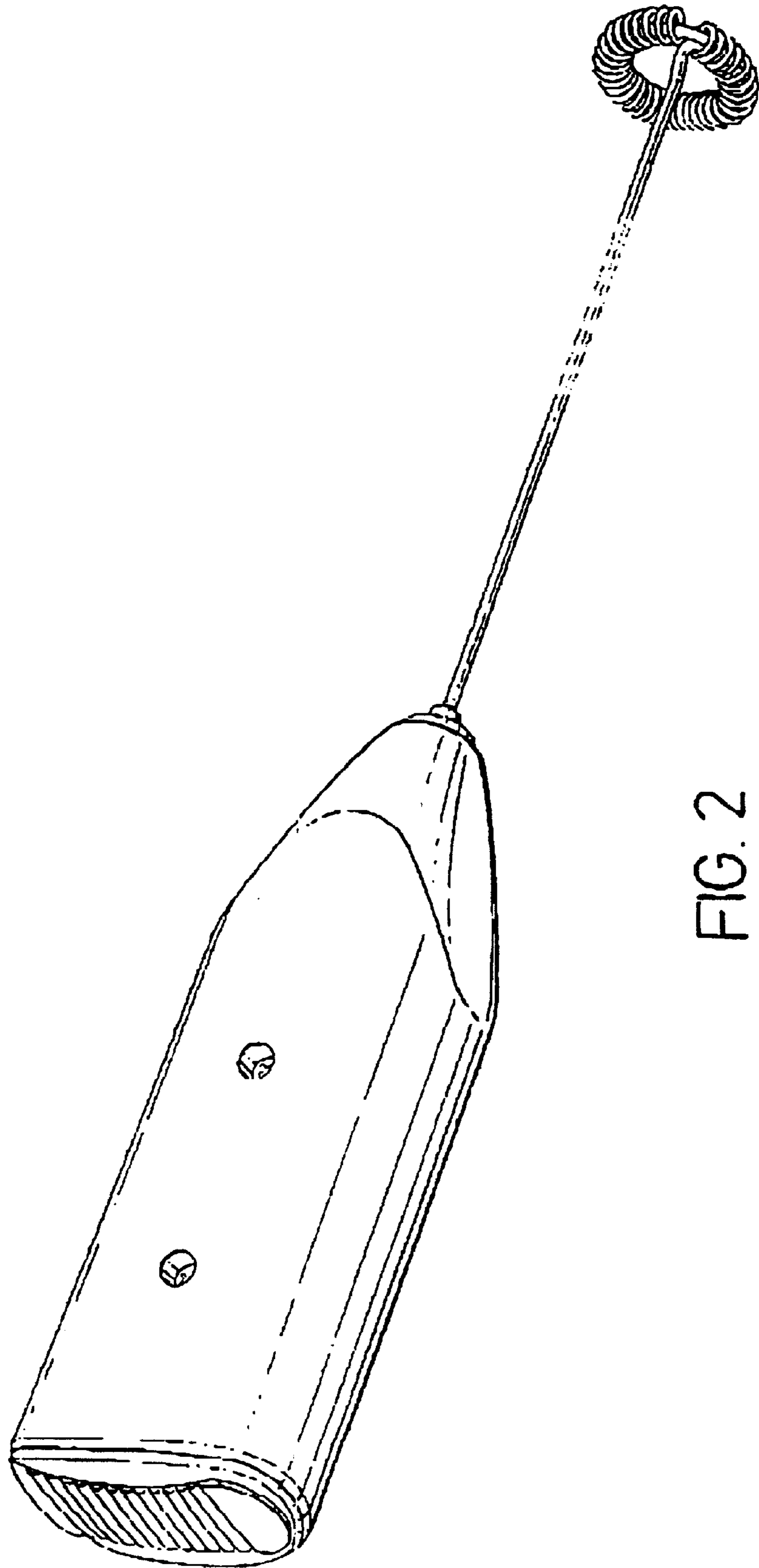


FIG. 2

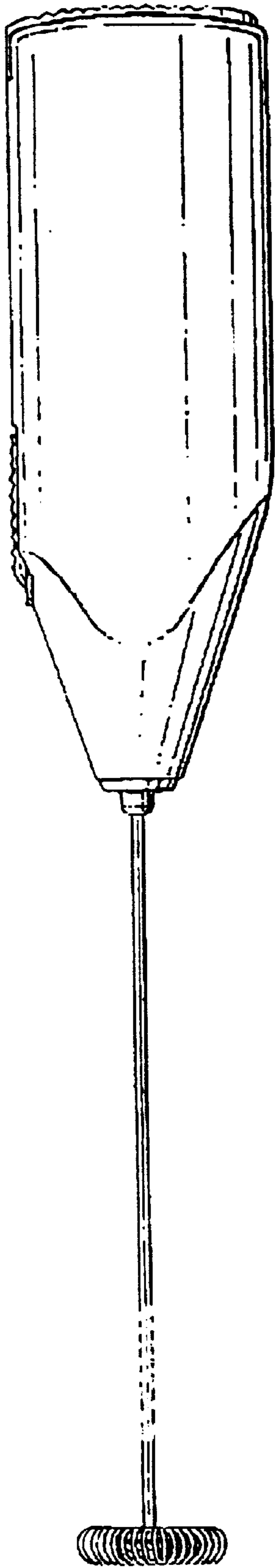


FIG. 3

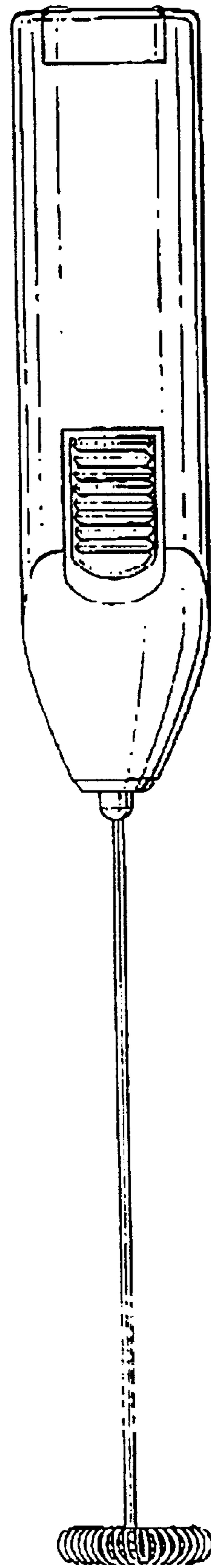


FIG. 4