



US00D452098B1

(12) **United States Design Patent**  
**Zetsche**

(10) **Patent No.:** **US D452,098 S**

(45) **Date of Patent:** **\*\* Dec. 18, 2001**

(54) **TRAY**

(75) **Inventor:** **Reinhard Zetsche, Munich (DE)**

(73) **Assignee:** **Hansa Metallwerke AG (DE)**

(\*\*) **Term:** **14 Years**

(21) **Appl. No.:** **29/131,497**

(22) **Filed:** **Oct. 23, 2000**

(51) **LOC (7) Cl.** ..... **23-02**

(52) **U.S. Cl.** ..... **D6/540**

(58) **Field of Search** ..... D6/524, 529, 532,  
D6/536-540; 211/13.1, 86-88, 126, 134;  
248/309.1; 206/77.1

(56) **References Cited**

**U.S. PATENT DOCUMENTS**

- D. 266,807 \* 11/1982 Thompson ..... D6/540
- D. 337,465 \* 7/1993 Paulin et al. .... D6/540

- D. 346,928 \* 5/1994 Shames et al. .... D6/540
- D. 416,415 \* 11/1999 Ming-Hsiao ..... D6/540
- D. 433,858 \* 11/2000 Gastelum et al. .... D6/540
- D. 443,779 \* 6/2001 Moore ..... D6/540

\* cited by examiner

*Primary Examiner*—Brian N. Vinson

(74) *Attorney, Agent, or Firm*—Factor & Partners, LLC

(57) **CLAIM**

The ornamental design for a tray, as shown and described.

**DESCRIPTION**


FIG. 1 is a top and left side perspective view of a tray showing my new design;

FIG. 2 is a left side elevational view thereof, the right side being a mirror image of that shown;

FIG. 3 is a front elevational view thereof; and,

FIG. 4 is a top plan view thereof.

**1 Claim, 4 Drawing Sheets**






FIG. 1

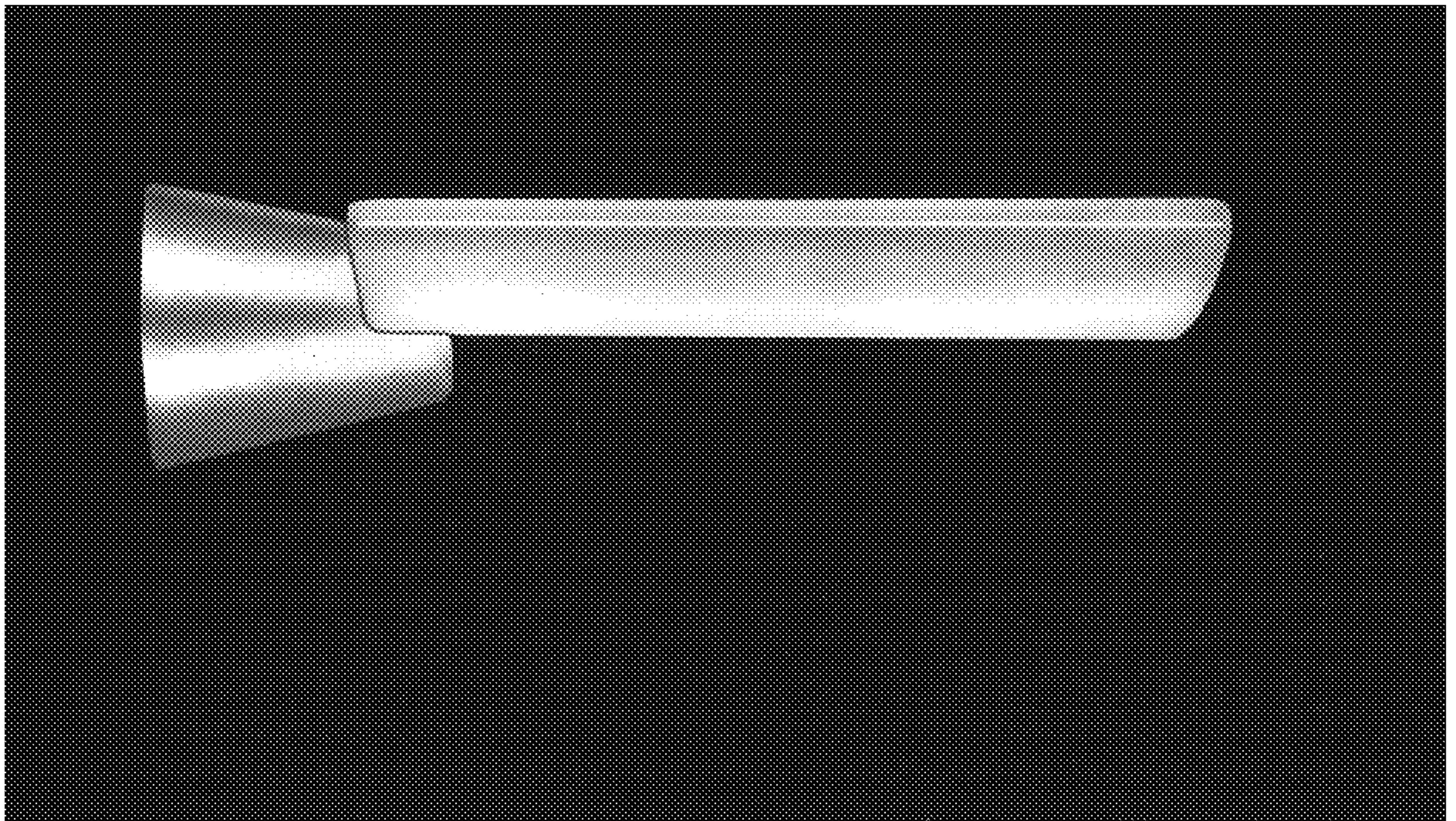


FIG. 2




FIG. 3

FIG. 4

