



US00D452093B1

(12) **United States Design Patent**
Johnson

(10) **Patent No.:** **US D452,093 S**

(45) **Date of Patent:** **** Dec. 18, 2001**

(54) **FURNITURE TRIM PIECE**

(75) **Inventor:** **Robert C. Johnson**, Muscatine, IA
(US)

(73) **Assignee:** **HON Technology Inc.**, Muscatine, IA
(US)

(**) **Term:** **14 Years**

(21) **Appl. No.:** **29/123,492**

(22) **Filed:** **May 18, 2000**

(51) **LOC (7) Cl.** **06-04**

(52) **U.S. Cl.** **D6/509; D6/491**

(58) **Field of Search** D6/396, 491, 492,
D6/509, 510, 511; D8/354, 376; 211/35,
45, 89.01, 94.01, 105; 312/280, 281, 282,
349, 352

(56) **References Cited**

U.S. PATENT DOCUMENTS

- D. 230,116 * 1/1974 Beams D6/492
- D. 287,556 * 1/1987 Chien D6/491
- D. 309,224 * 7/1990 Rabin D6/408
- D. 311,053 * 10/1990 Delepine D23/213
- D. 374,650 * 10/1996 Shermeto D12/223
- D. 388,986 * 1/1998 Dittberner et al. D6/510
- D. 394,377 * 5/1998 Najewski et al. D8/354

- D. 398,795 * 9/1998 Zapf D6/510
- D. 399,125 * 10/1998 Blanchard D8/354
- D. 399,725 * 10/1998 Baker D8/354
- D. 436,772 * 1/2001 Soderstrom D6/509
- 5,451,102 * 9/1995 Chuan 312/257.1
- 6,056,381 * 5/2000 Turner 312/352 X

* cited by examiner

Primary Examiner—Cathron C. Brooks

(74) *Attorney, Agent, or Firm*—Jones, Day, Reavis & Pogue

(57) **CLAIM**

The ornamental design for the furniture trim piece, as shown and described.

DESCRIPTION

FIG. 1 is a left rear perspective view of a furniture trim piece showing my new design;
 FIG. 2 is a left side view thereof;
 FIG. 3 is an end view, the opposite end view being a mirror image thereof;
 FIG. 4 is a front view thereof;
 FIG. 5 is a right side view thereof;
 FIG. 6 is a rear view thereof; and,
 FIG. 7 is an enlarged fragmented view showing one of the projections on the rear of the piece.

1 Claim, 1 Drawing Sheet

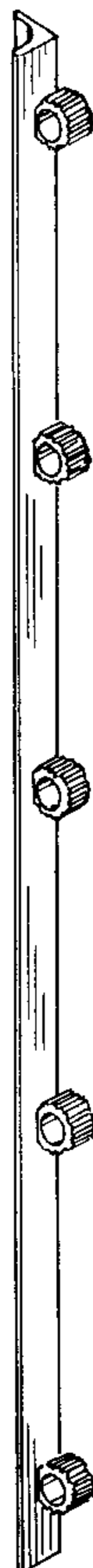


FIG. 1

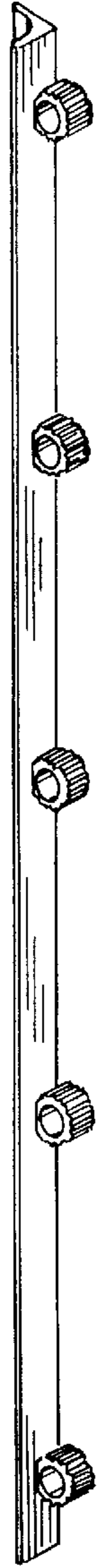


FIG. 2

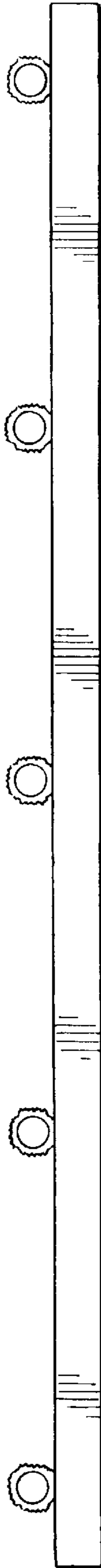


FIG. 3



FIG. 4

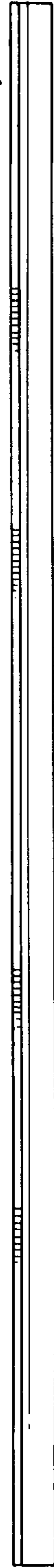


FIG. 5

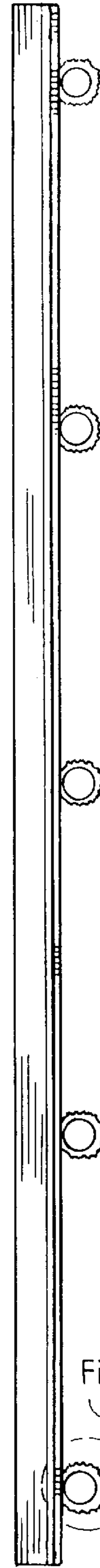


FIG. 6

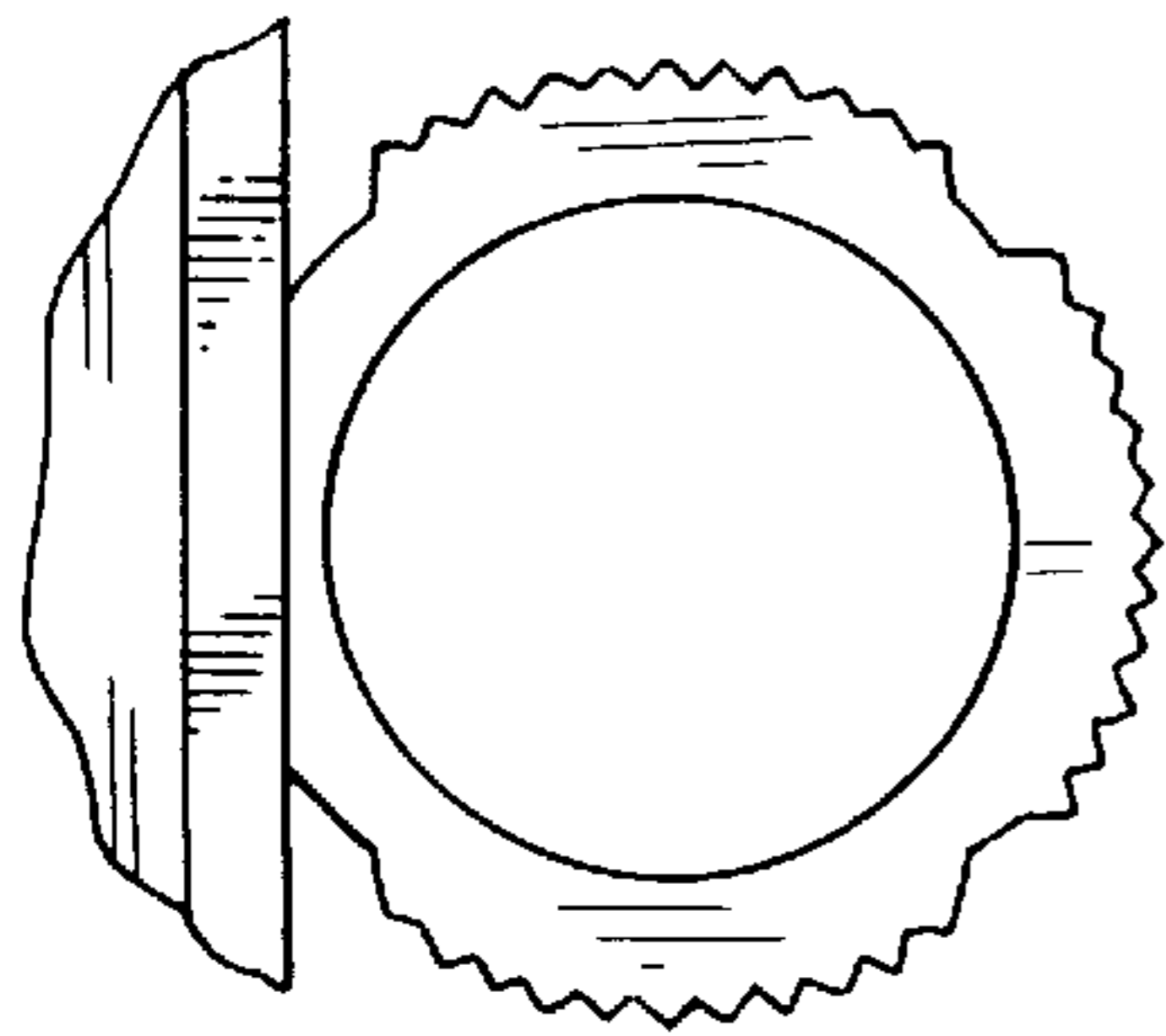


Fig. 7

FIG. 7