



US00D452086B1

(12) **United States Design Patent**  
**Vaaler**

(10) **Patent No.:** **US D452,086 S**

(45) **Date of Patent:** **\*\* Dec. 18, 2001**

(54) **TABLE**

(75) **Inventor:** **Lawrence I. Vaaler**, Lenoir, NC (US)

(73) **Assignee:** **Bernhardt, L.L.C.**, Lenoir, NC (US)

(\*\*) **Term:** **14 Years**

(21) **Appl. No.:** **29/139,798**

(22) **Filed:** **Apr. 5, 2001**

(51) **LOC (7) Cl.** ..... **06-04**

(52) **U.S. Cl.** ..... **D6/436; D6/480**

(58) **Field of Search** ..... **D6/432-448, 477,**  
**D6/480; 312/204**

(56) **References Cited**

**U.S. PATENT DOCUMENTS**

- D. 64,392 \* 4/1924 Arons ..... D6/446
- D. 420,528 \* 2/2000 Gesing ..... D6/436

**OTHER PUBLICATIONS**

Antiques, Pier Table, p. 992, May 1973.\*

\* cited by examiner

*Primary Examiner*—Cathron C. Brooks

(74) *Attorney, Agent, or Firm*—MacCord Mason PLLC

(57) **CLAIM**

The ornamental design for a table, as shown and described.

**DESCRIPTION**

FIG. 1 is a left front perspective view of a table showing my new design;


FIG. 2 is a front perspective view thereof;

FIG. 3 is a rear perspective view thereof;

FIG. 4 is a top view thereof; and,

FIG. 5 is an end view, the opposite end being a mirror image thereof.

**1 Claim, 5 Drawing Sheets**








FIG. 1




FIG. 2






FIG. 3




FIG. 4





FIG. 5