



US00D452084B1

(12) **United States Design Patent**
O'Hare et al.

(10) **Patent No.:** **US D452,084 S**

(45) **Date of Patent:** **** Dec. 18, 2001**

(54) **CHAIR**

(75) Inventors: **Timothy Michael O'Hare**, Greensboro;
Shawn Christopher Stanton, High
Point, both of NC (US)

(73) Assignee: **Bernhardt, L.L.C.**, Lenoir, NC (US)

(**) Term: **14 Years**

(21) Appl. No.: **29/139,592**

(22) Filed: **Apr. 3, 2001**

(51) **LOC (7) Cl.** **06-01**

(52) **U.S. Cl.** **D6/379; D6/380**

(58) **Field of Search** D6/334, 335, 358,
D6/374, 379, 380, 500, 501, 502; 297/445.1,
446.1

(56) **References Cited**

U.S. PATENT DOCUMENTS

- D. 178,847 * 9/1956 Schaffer D6/374
- D. 209,045 * 10/1967 Parker D6/380
- D. 213,953 * 4/1969 Parker D6/380
- D. 233,102 * 10/1974 Watanabe D6/380
- D. 289,469 * 4/1987 Tonon D6/379
- D. 351,290 * 10/1994 Chen D6/358
- D. 426,716 * 6/2000 Hutton D6/379 X

- D. 438,026 * 2/2001 Frinier D6/379 X
- D. 445,585 * 7/2001 O'Hare et al. D6/379

OTHER PUBLICATIONS

Photocopy of ironwork at Henri Bendel's in New York.
Undated.

* cited by examiner

Primary Examiner—Gary D. Watson

(74) *Attorney, Agent, or Firm*—MacCord Mason PLLC

(57) **CLAIM**

The ornamental design for a chair, as shown and described.

DESCRIPTION

FIG. 1 is a left front perspective view of a chair with arms showing my new design;
 FIG. 2 is a front perspective view of a chair with arms;
 FIG. 3 is a side perspective view of a chair with arms, the opposite side being a mirror image thereof;
 FIG. 4 is a rear perspective view of a chair with arms thereof;
 FIG. 5 is a second embodiment showing a left front perspective view of a chair without arms; and,
 FIG. 6 is a side perspective of a chair without arms, the opposite side being a mirror image.

1 Claim, 6 Drawing Sheets






FIG. 1




FIG. 2

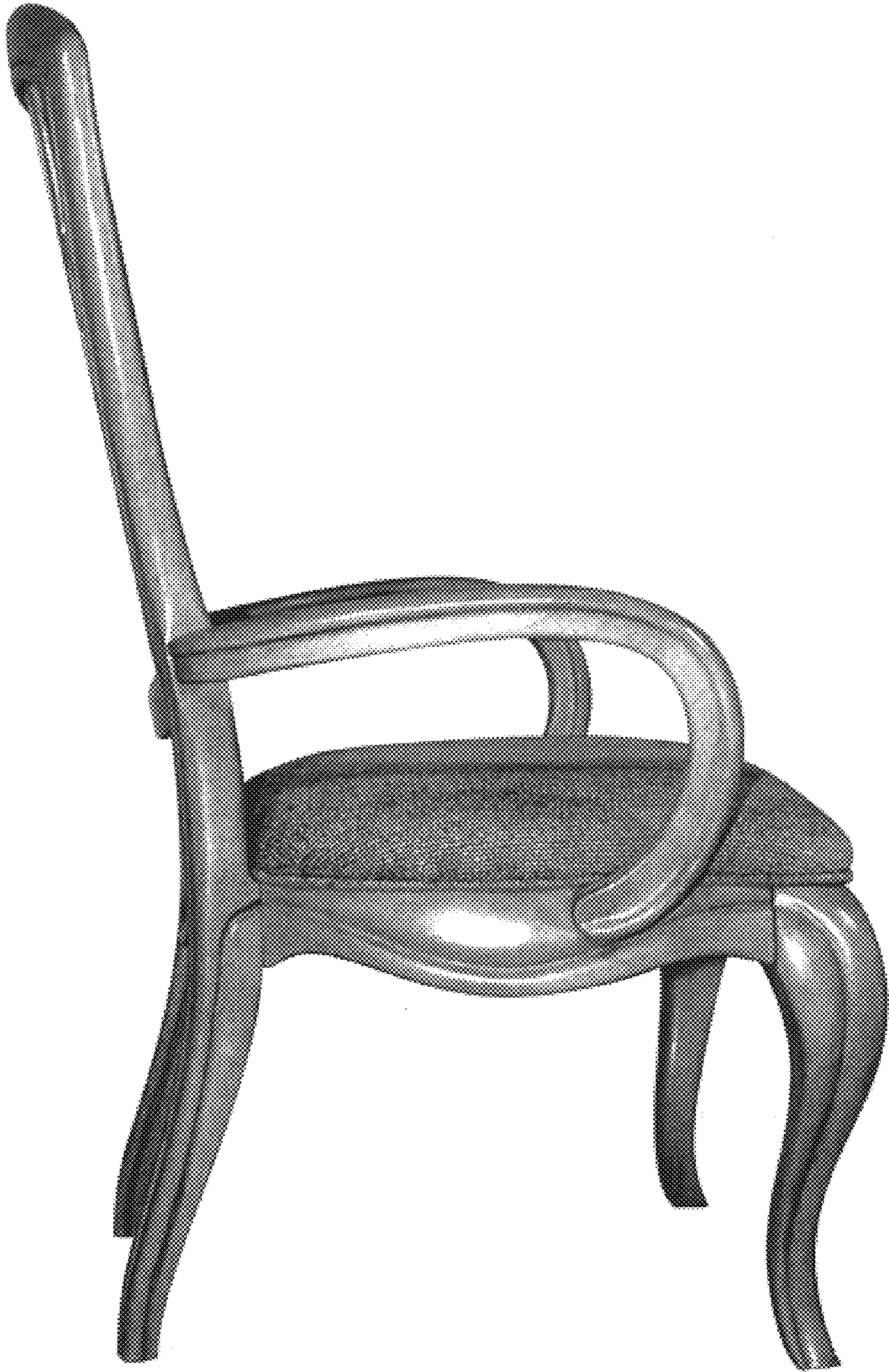


FIG. 3



FIG. 4



FIG. 5



FIG. 6