



US00D452080B1

(12) **United States Design Patent**
Petner

(10) **Patent No.:** **US D452,080 S**

(45) **Date of Patent:** **** Dec. 18, 2001**

(54) **BOTTLE BRUSH**

(76) Inventor: **Robert E. Petner**, 68 Arrowhead Dr.,
Burlington, NJ (US) 08016

(**) Term: **14 Years**

(21) Appl. No.: **29/124,455**

(22) Filed: **Jun. 1, 2000**

(51) **LOC (7) Cl.** **04-01**

(52) **U.S. Cl.** **D4/114; D4/116; D4/128**

(58) **Field of Search** D4/114, 116, 128,
D4/138; D9/338, 436, 551, 564; 401/183,
184, 187, 268, 271-274, 278, 284, 286,
287, 291; 15/164, 205.2

(56) **References Cited**

U.S. PATENT DOCUMENTS

D. 281,123	*	10/1985	Frassanito	D4/114
D. 351,066	*	10/1994	Libman	D4/114 X
D. 367,174	*	2/1996	Matossian	D4/114
D. 379,926	*	6/1997	Perini et al.	D9/551 X
D. 418,304	*	1/2000	Ancona et al.	D4/114
3,723,015	*	3/1973	Wissler et al.	401/278

* cited by examiner

Primary Examiner—Alan P. Douglas

Assistant Examiner—Lavone Tabor

(74) *Attorney, Agent, or Firm*—Stuart M. Goldstein

(57) **CLAIM**

The ornamental design for a bottle brush, as shown and described.

DESCRIPTION

FIG. 1 is an elevation view of the bottle brush of the invention.

FIG. 2 is an elevation view of the other side of the bottle brush of the invention, rotated 180° from the view of FIG. 1.

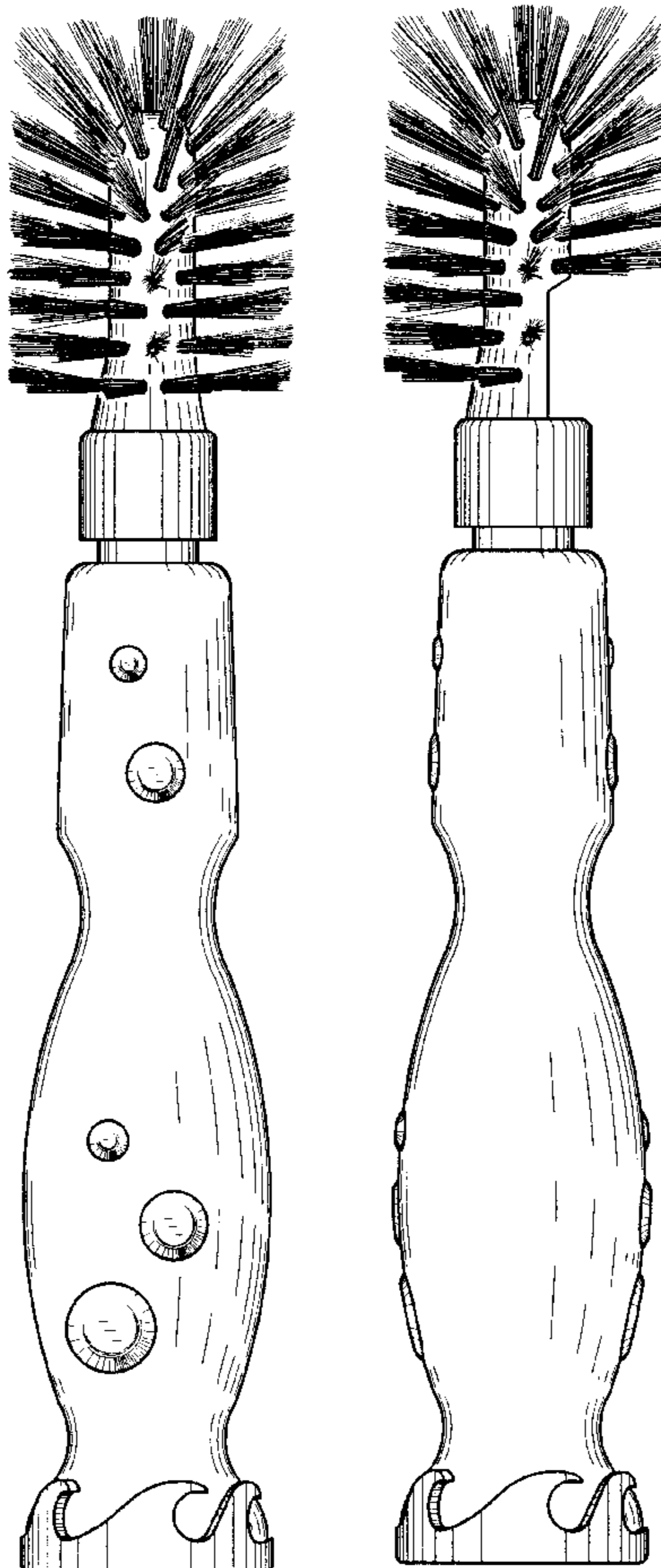
FIG. 3 is an elevation view of the bottle brush of the invention, rotated 90° from the view of FIG. 2.

FIG. 4 is an elevation view of the bottle brush of the invention, rotated 180° from the view of FIG. 3.

FIG. 5 is a top end view of the bottle brush of the invention; and,

FIG. 6 is a bottom end view of the bottle brush of the invention.

1 Claim, 3 Drawing Sheets



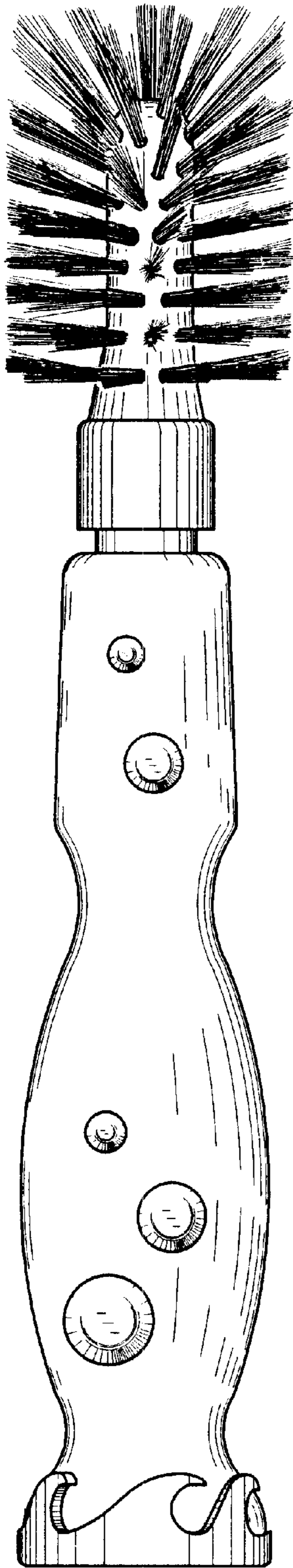


FIG. 1

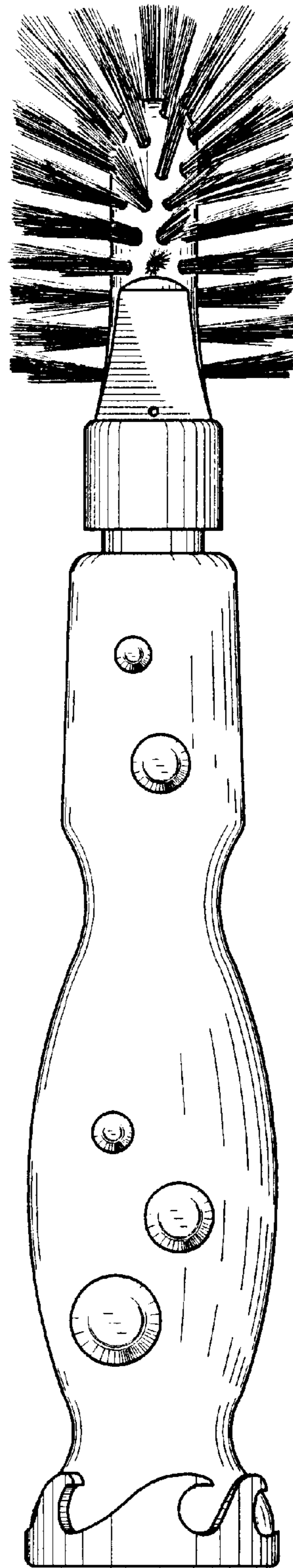


FIG. 2

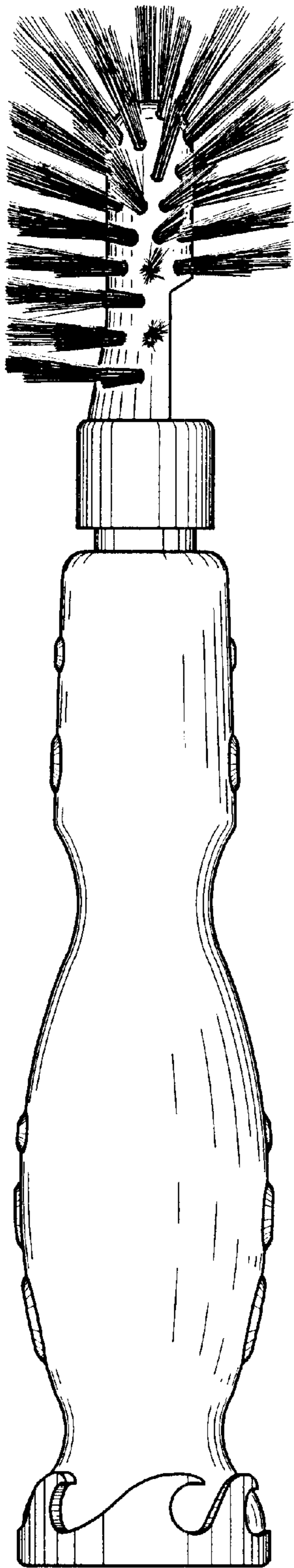


FIG. 3

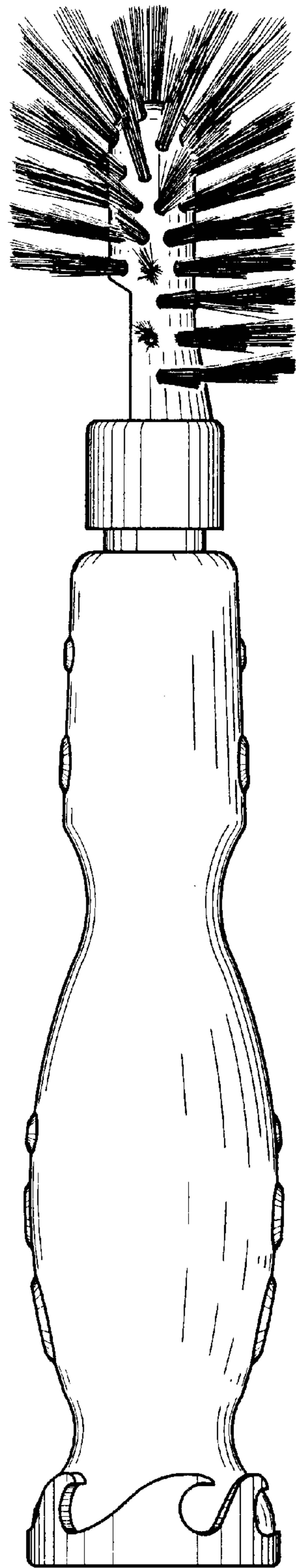


FIG. 4

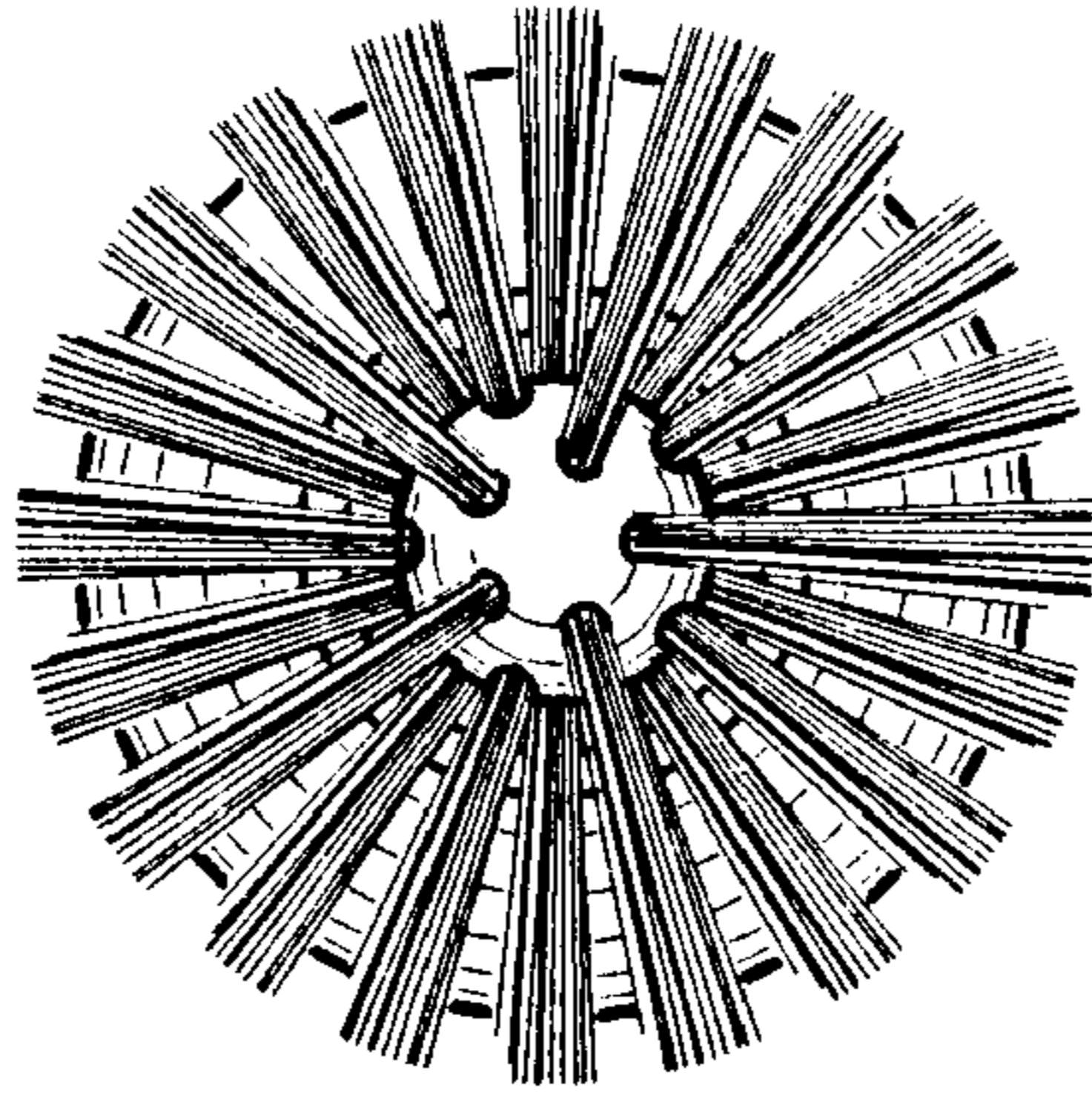


FIG. 5

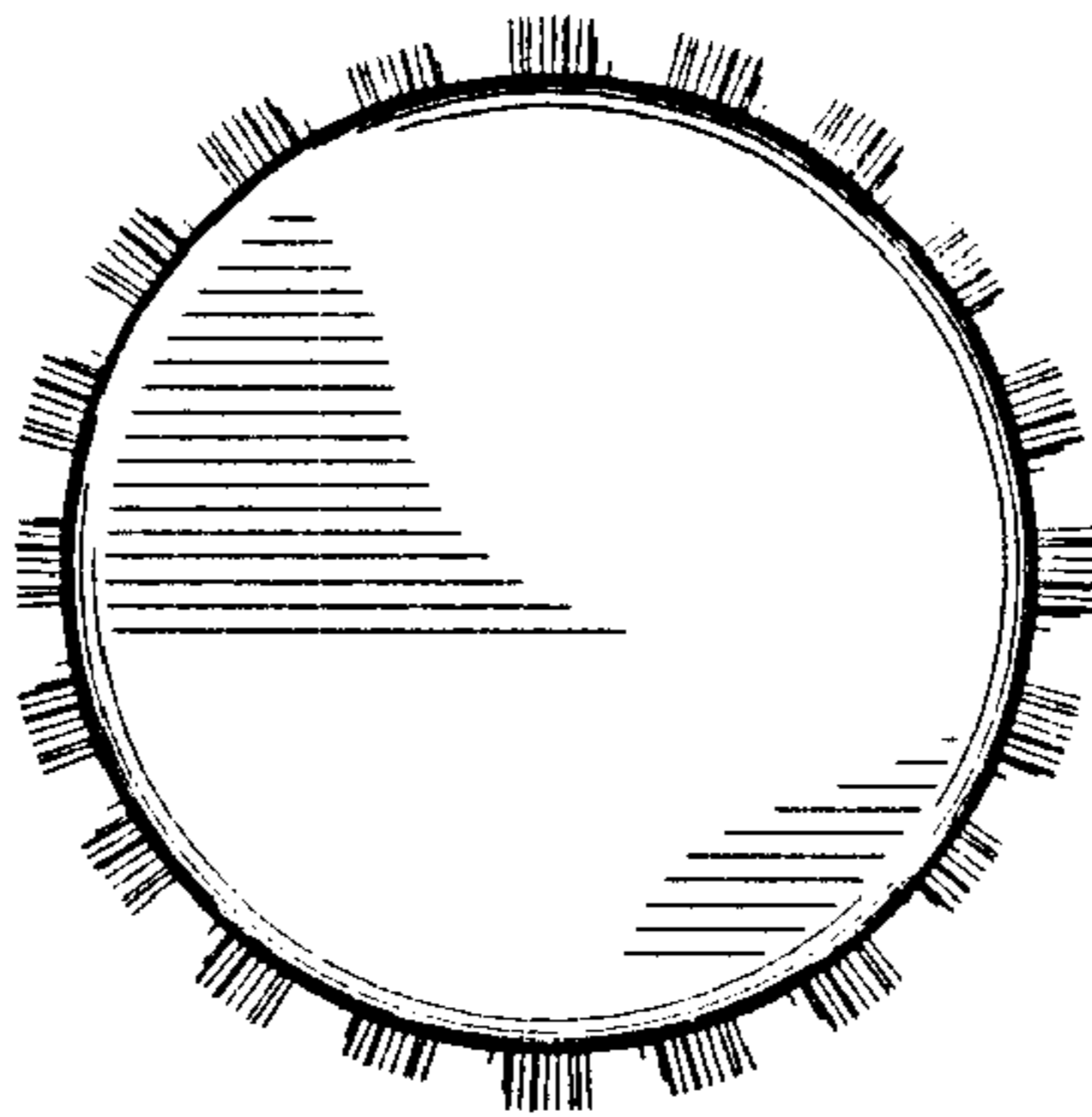


FIG. 6