



US00D452067B1

(12) **United States Design Patent**  
**Matis et al.**

(10) **Patent No.:** **US D452,067 S**

(45) **Date of Patent:** **\*\* Dec. 18, 2001**

(54) **FOOTWEAR UPPER**

(75) Inventors: **Clark A. Matis**, Charlotte, VT (US);  
**Bruce Rogers**, Ketchum, ID (US)

(73) Assignee: **Wolverine World Wide, Inc.**,  
Rockford, MI (US)

(\*\*) Term: **14 Years**

(21) Appl. No.: **29/133,440**

(22) Filed: **Nov. 30, 2000**

(51) **LOC (7) Cl.** ..... **02-04**

(52) **U.S. Cl.** ..... **D2/969; D2/957; D2/902**

(58) **Field of Search** ..... D2/896-898, 900-903,  
D2/907-913, 920, 923, 943-960, 969, 970;  
36/1, 1.5, 83, 114, 126-131, 7.1 R, 7.2-7.6,  
8.1-11, 9 R, 10, 25 R, 45, 50.1, 77 R,  
72 R

(56) **References Cited**

**U.S. PATENT DOCUMENTS**

- D. 345,458 \* 3/1994 Lacoraza et al. .... D2/969
- D. 364,498 \* 11/1995 Teague ..... D2/969
- D. 424,292 \* 5/2000 Besanceney, III et al. .... D2/970
- D. 430,724 \* 9/2000 Matis et al. .... D2/969
- D. 433,559 \* 11/2000 Ruth ..... D2/969
- D. 438,694 \* 3/2001 Matis et al. .... D2/969

**OTHER PUBLICATIONS**

Merrell Outdoor Footwear, Fall 1999, pp. 6, 16 and 17.  
1997 Merrell Outdoor Footwear, (front and rear covers with  
1 unnumbered page).

Merrell Outdoor Footwear, Spring 1998, (front and rear  
covers with 2 unnumbered pages).

Merrell, Fall/Holiday 1996, (front and rear covers with 3  
unnumbered pages).

\* cited by examiner

*Primary Examiner*—Louis S. Zarfaz

*Assistant Examiner*—Gregory Andoll

(74) *Attorney, Agent, or Firm*—Warner Norcross & Judd  
LLP

(57) **CLAIM**

The ornamental design for a footwear upper, as shown and  
described.

**DESCRIPTION**

FIG. 1 is a perspective view of the footwear upper embody-  
ing the new design;

FIG. 2 is a front elevational view thereof;

FIG. 3 is a rear elevational view thereof;

FIG. 4 is a top plan view thereof;

FIG. 5 is a right side elevational view thereof; and,

FIG. 6 is a left side elevational view thereof.

FIGS. 1-6 show an outsole in broken lines. The outsole is  
shown for environmental purposes and does not form any  
part of the claimed design.

**1 Claim, 4 Drawing Sheets**



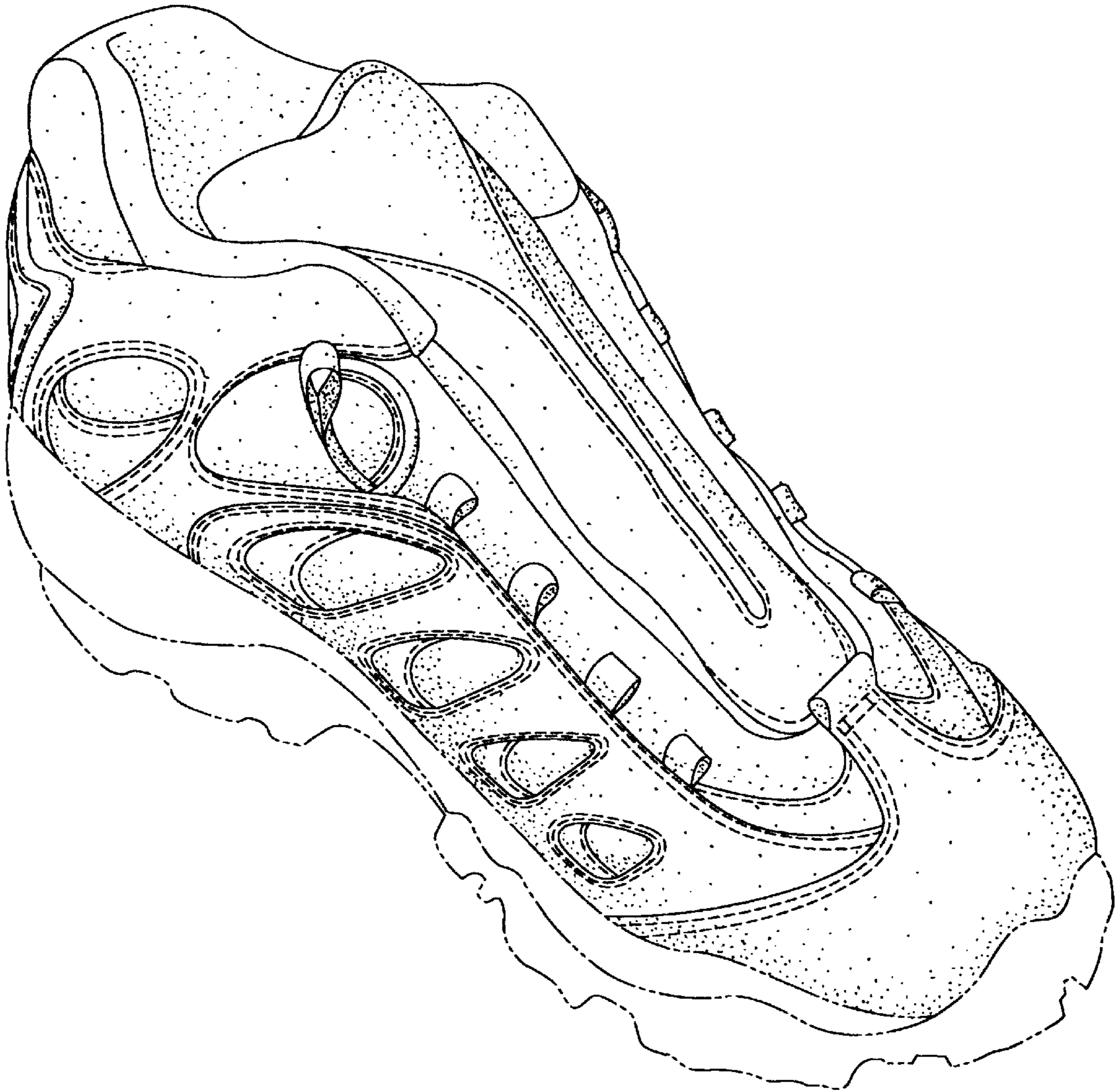


Fig. 1

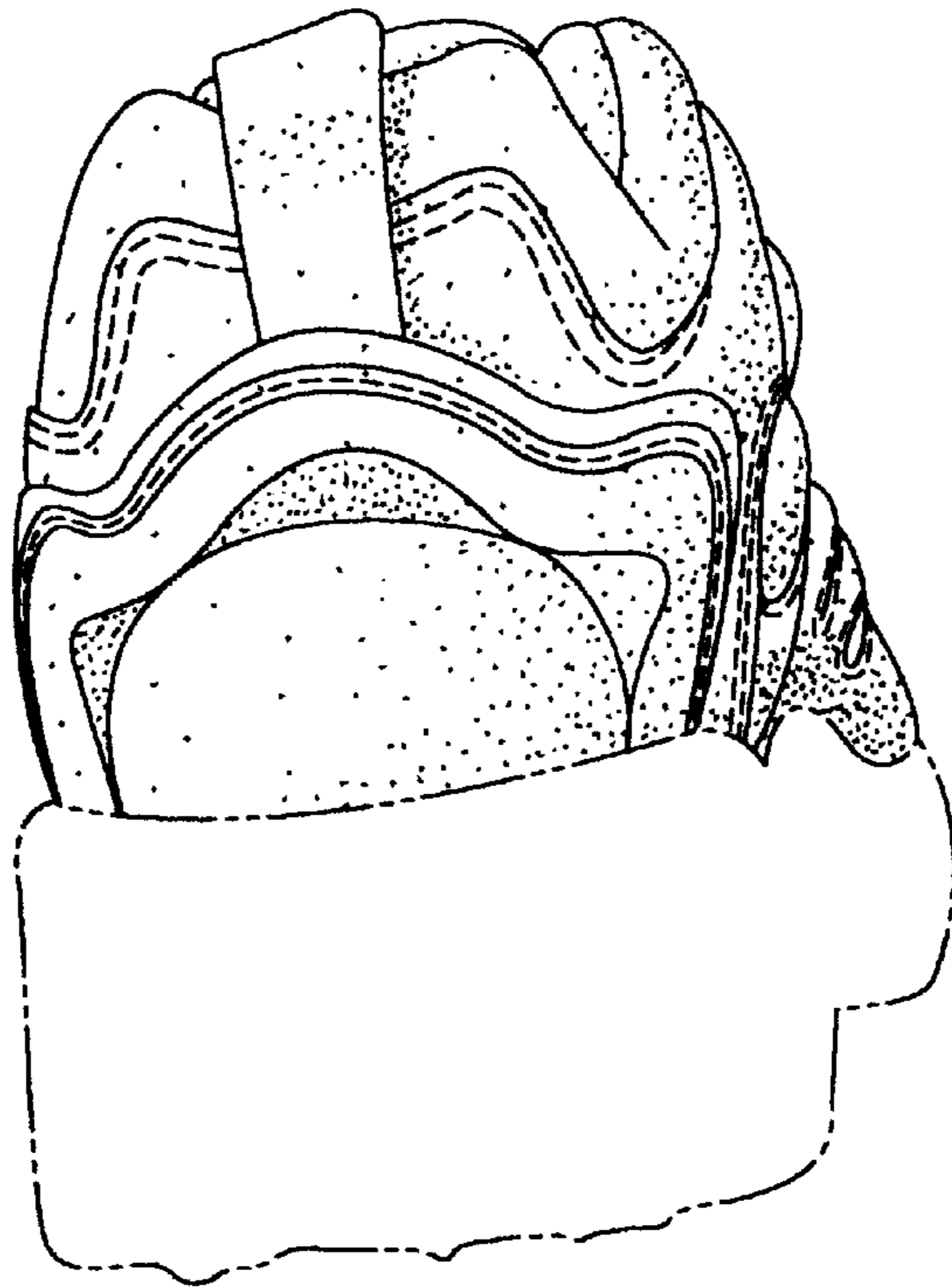


Fig. 3

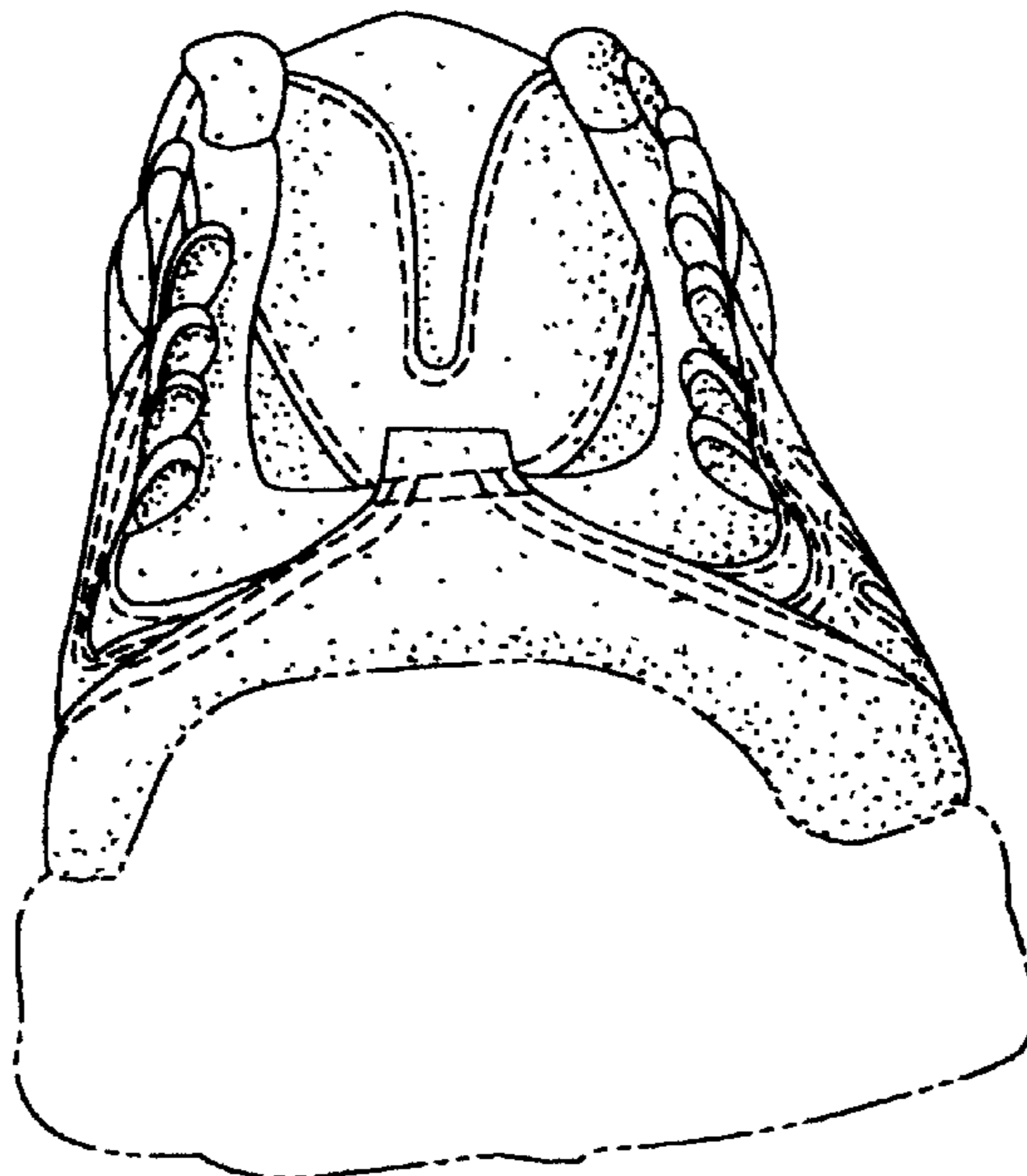


Fig. 2



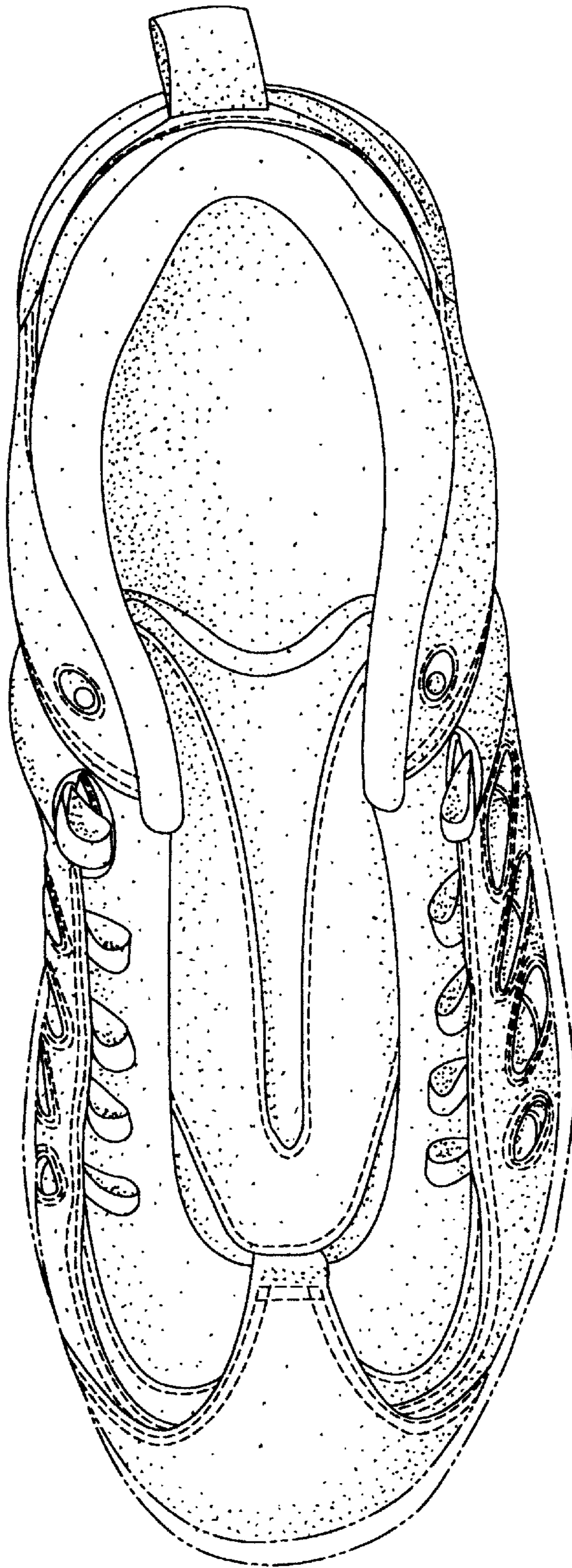


Fig. 4



Fig. 6



Fig. 5