



US00D452066B1

(12) **United States Design Patent**
Dean

(10) **Patent No.:** **US D452,066 S**

(45) **Date of Patent:** **** Dec. 18, 2001**

(54) **SANDAL UPPER**

(75) **Inventor:** **Norman Dean**, Pleasant Valley, NY
(US)

(73) **Assignee:** **Footstar Corporation**, Mahwah, NJ
(US)

(**) **Term:** **14 Years**

(21) **Appl. No.:** **29/114,666**

(22) **Filed:** **Nov. 29, 1999**

(51) **LOC (7) Cl.** **02-04**

(52) **U.S. Cl.** **D2/969; D2/969; D2/916**

(58) **Field of Search** D2/896, 897, 900,
D2/905, 916-931, 935, 948-960, 969-973,
978; 36/84, 7.5, 9 A, 10, 45, 47, 11.5, 19.5,
169, 166

Women's Sandal Ecco Cross Over Nubuck #65253-201.
Women's Sandal Ecco tan Nubuck with Open Toe
#65123-219.
Women's Sandal Effectivo Fashion Shoes Cross Over Sandal
Velcro Slide Cloudy Black.
Women's Sandal Naot Cross Over Sandal #2304-739.
Women's Sandal Ecco Shape 2-Band Leather #85633-101.
Women's Sandal Rockport Criss Cross Vamp #W9103M.
Women's Sandal Bos & Co Zina Suede Footbed—Zina Blk.

* cited by examiner

Primary Examiner—Louis S. Zarfaz

Assistant Examiner—Gregory Andoll

(74) *Attorney, Agent, or Firm*—Seyfarth Shaw

(57) **CLAIM**

The ornamental design for the sandal upper, as shown and described.

(56) **References Cited**

U.S. PATENT DOCUMENTS

| | | | | | |
|------------|---|---------|------------|-------|--------|
| D. 147,848 | * | 11/1947 | Guzinburg | | D2/918 |
| D. 246,337 | * | 11/1977 | Nairhos | | D2/918 |
| D. 285,022 | * | 8/1986 | Schorstein | | D2/916 |
| 2,167,035 | * | 7/1939 | Westheimer | | 36/169 |

OTHER PUBLICATIONS

Women's Sandal Timberland—Sady Y Strap #78342.

Women's Sandal Ecco Shape Crossover Leather #85643-709.

Women's Sandal Clarks of England Cross Over Vamp Criss Cross Vamp Nubuck #34131 BLK.

DESCRIPTION

FIG. 1 is a perspective view of a sandal upper showing my new design;

FIG. 2 is a top plan view thereof;

FIG. 3 is a side elevation view of one side thereof;

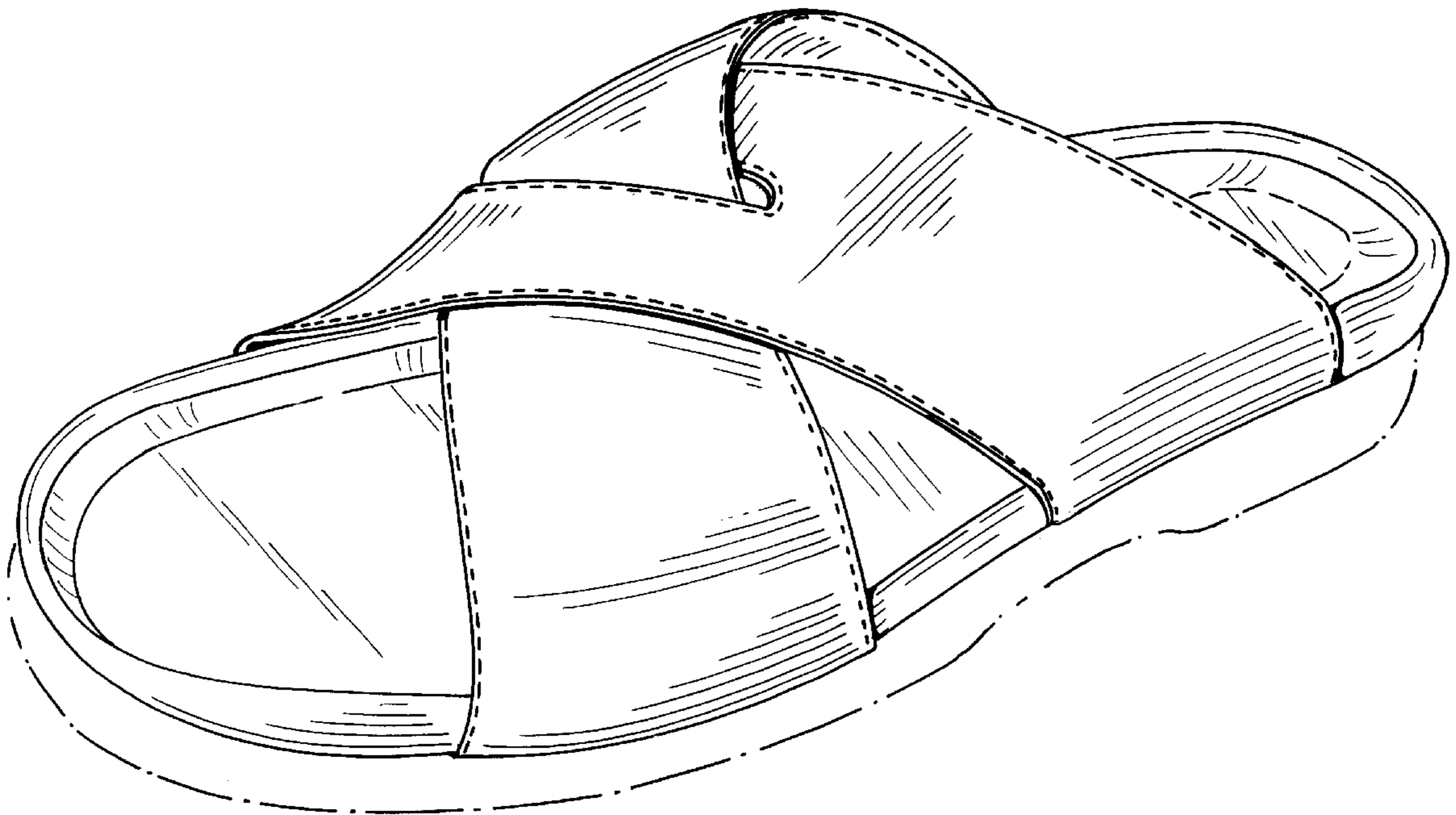
FIG. 4 is a side elevation view of the other side thereof;

FIG. 5 is a front elevation view thereof; and,

FIG. 6 is a rear elevation view thereof.

The broken line showing of the shoe sole in the figures is for illustrative purposes only and forms no part of the claimed design.

1 Claim, 3 Drawing Sheets



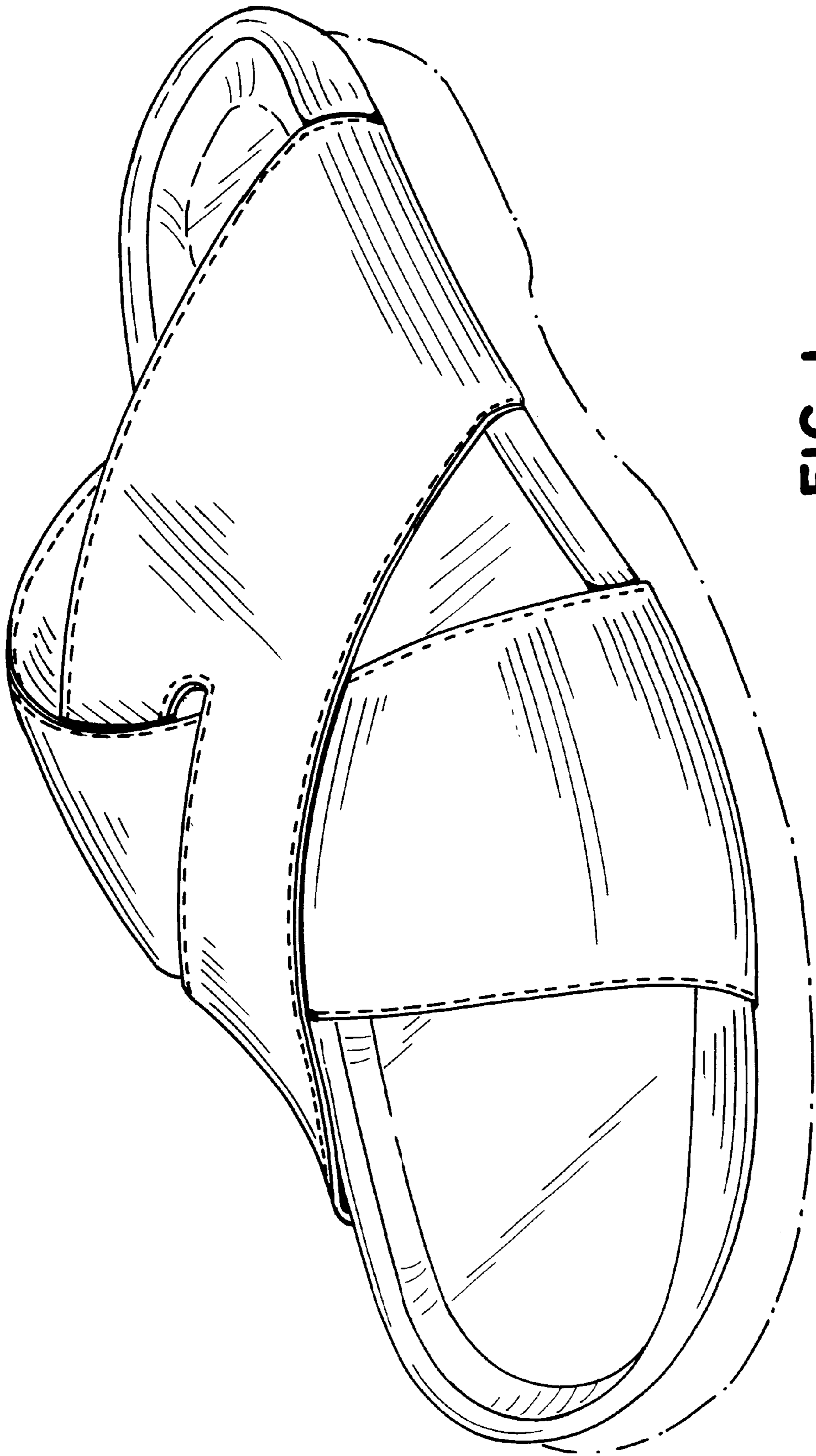


FIG. 1

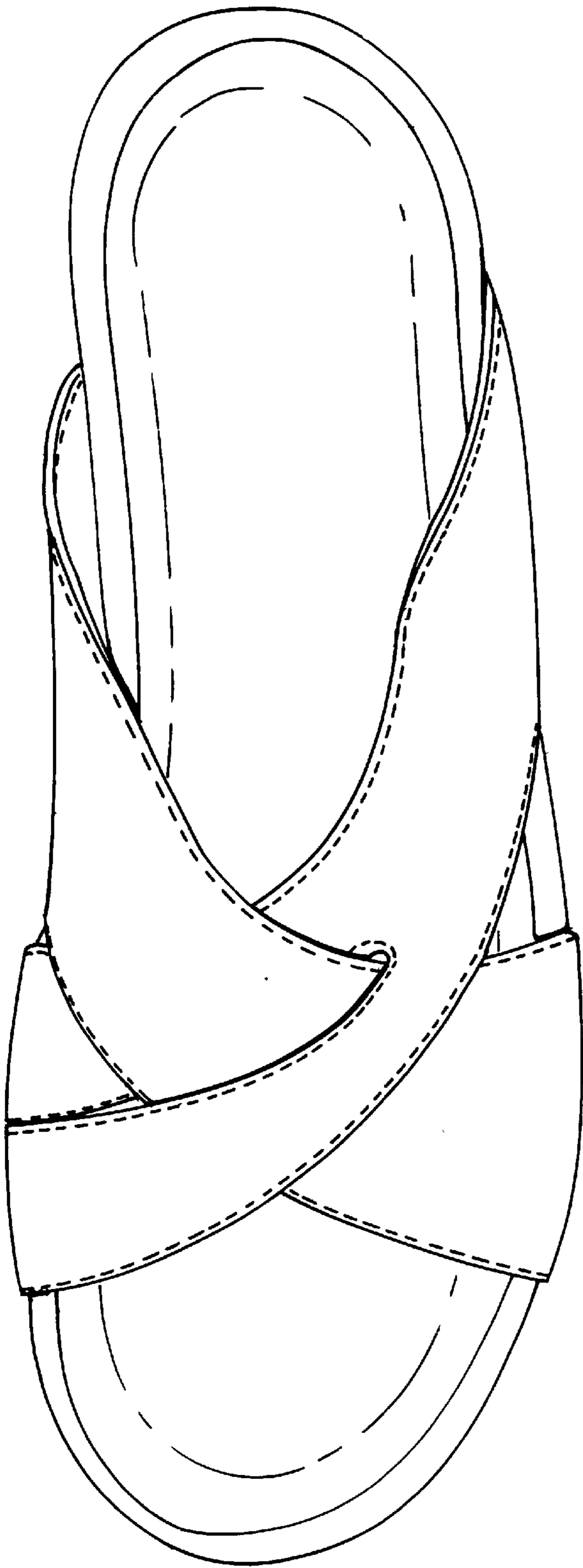


FIG. 2

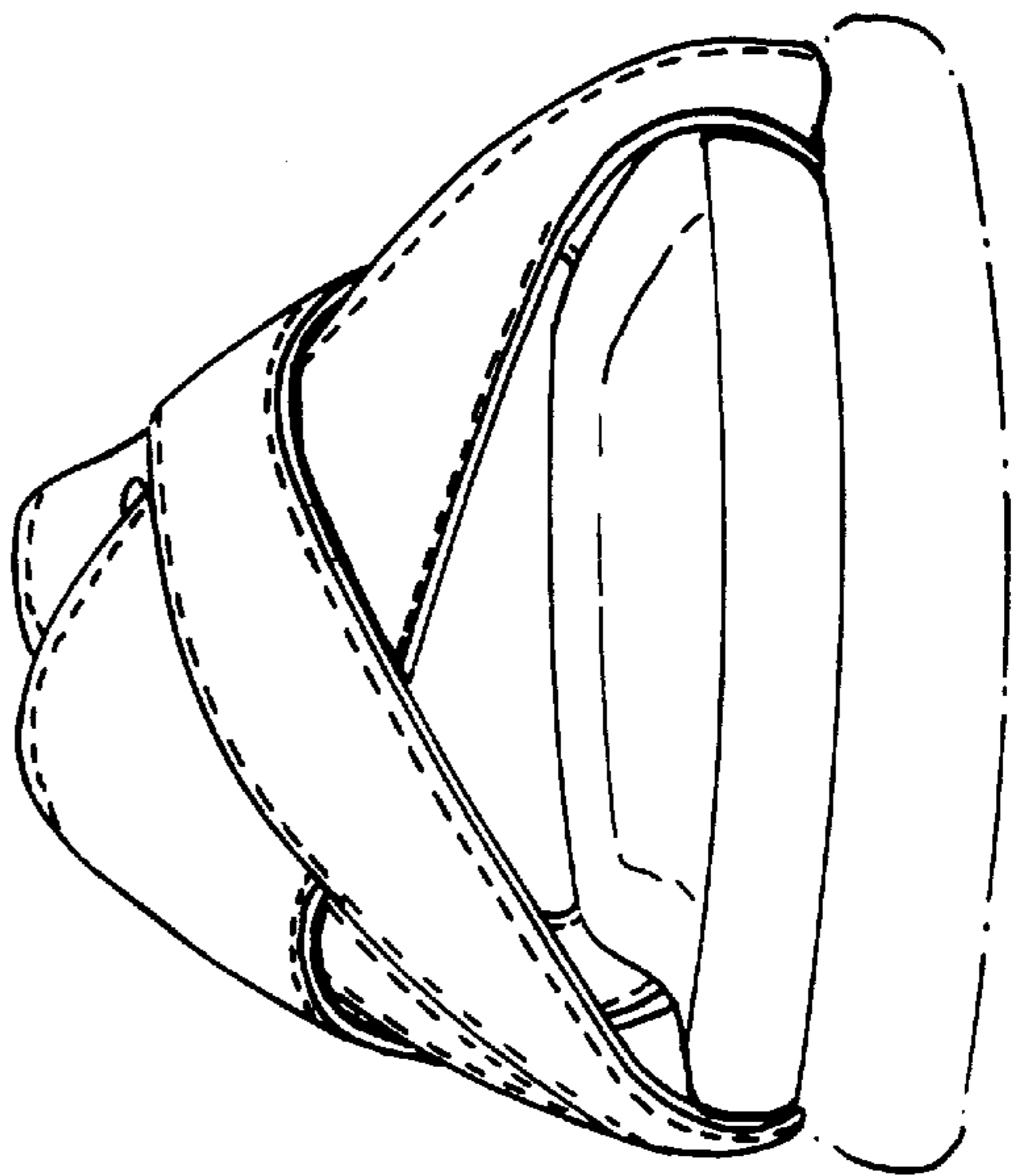


FIG. 5

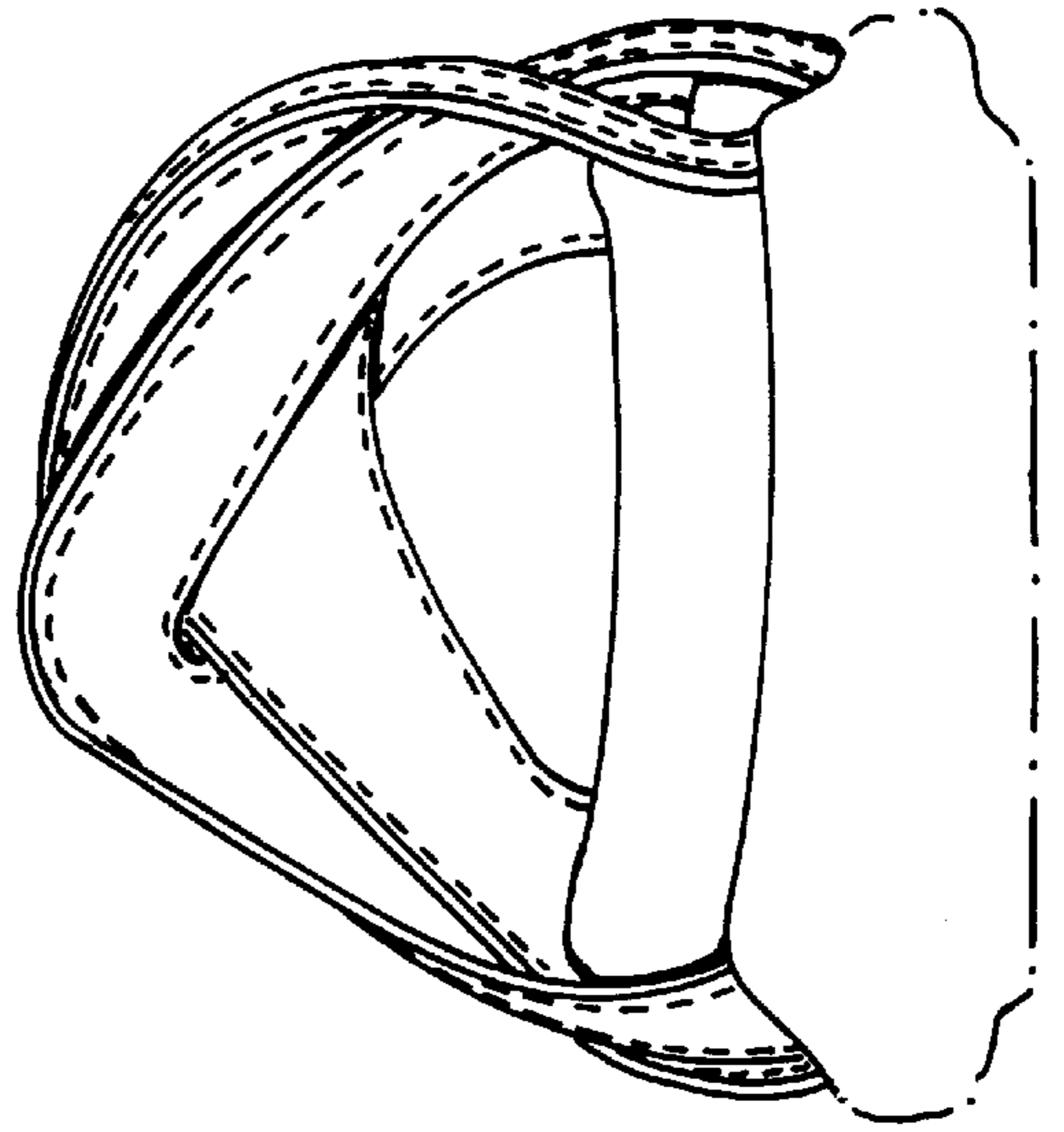


FIG. 6

FIG. 3

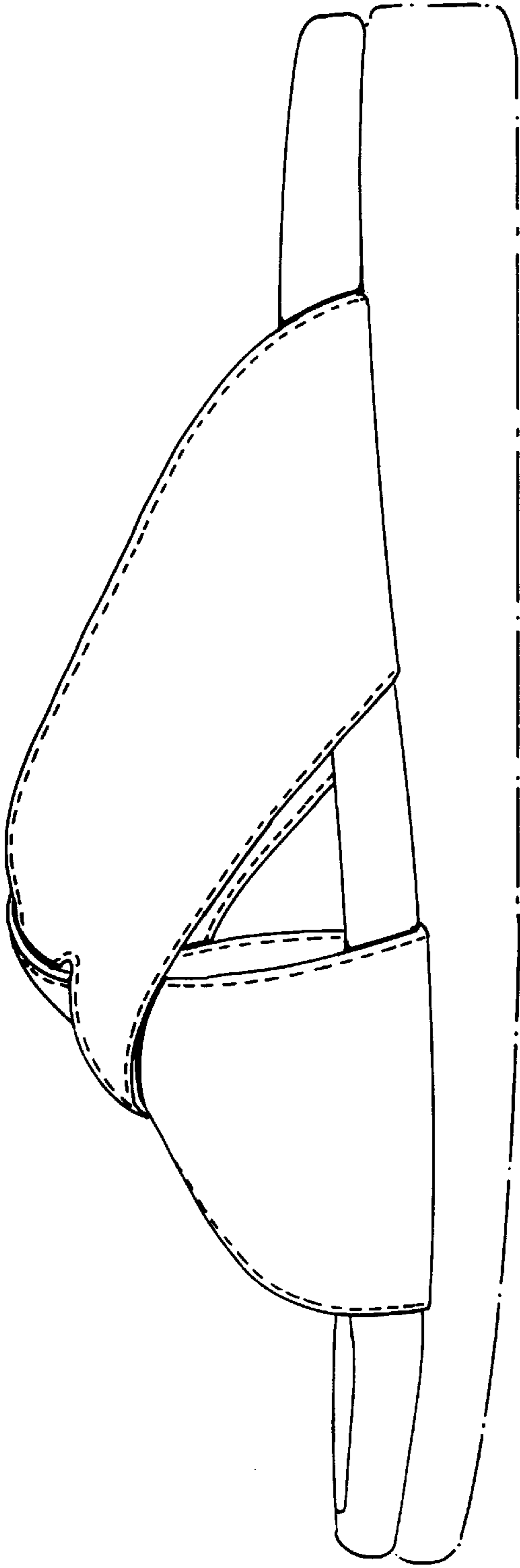


FIG. 4

