



US00D452024B1

(12) **United States Design Patent**  
**Sharrah**

(10) **Patent No.:** **US D452,024 S**

(45) **Date of Patent:** **\*\* Dec. 11, 2001**

(54) **FLASHLIGHT**

(75) Inventor: **Raymond L. Sharrah**, Collegeville, PA (US)

(73) Assignee: **Streamlight Inc.**, Norristown, PA (US)

(\*\*) Term: **14 Years**

(21) Appl. No.: **29/138,378**

(22) Filed: **Mar. 12, 2001**

(51) **LOC (7) Cl.** ..... **26-02**

(52) **U.S. Cl.** ..... **D26/49**

(58) **Field of Search** ..... D26/37-50; 362/157-183

(56) **References Cited**

**U.S. PATENT DOCUMENTS**

D. 185,496	*	6/1959	Hansen	.....	D26/38
D. 238,604	*	1/1976	Brindley	.....	D26/38
D. 346,871	*	5/1994	Zeller	.....	D26/42
D. 349,354	*	8/1994	Yau	.....	D26/37
D. 403,451		12/1998	Ting	.	
D. 407,508		3/1999	Chiu	.	
D. 418,235		12/1999	Houplain	.	

D. 419,704		1/2000	Ting	.	
D. 429,534	*	8/2000	Sengsouvanh	.....	D26/38
D. 430,321		8/2000	Sharrah	.	
4,841,417		6/1989	Maglica et al.	.	

\* cited by examiner

*Primary Examiner*—Susan J. Lucas

(74) *Attorney, Agent, or Firm*—Dann, Dorfman, Herrell and Skillman, P.C.

(57) **CLAIM**

The ornamental design for a flashlight, as shown and described.

**DESCRIPTION**


FIG. 1 is a side view of a flashlight according to the present invention;


FIG. 2 is an end view of a front end of the flashlight of FIG. 1;

FIG. 3 is an end view of a rear end of the flashlight of FIG. 1; and,

FIG. 4 is a side view of a flashlight according to the present invention, having end views as shown in FIGS. 2 and 3.

**1 Claim, 4 Drawing Sheets**





**FIG. 1**

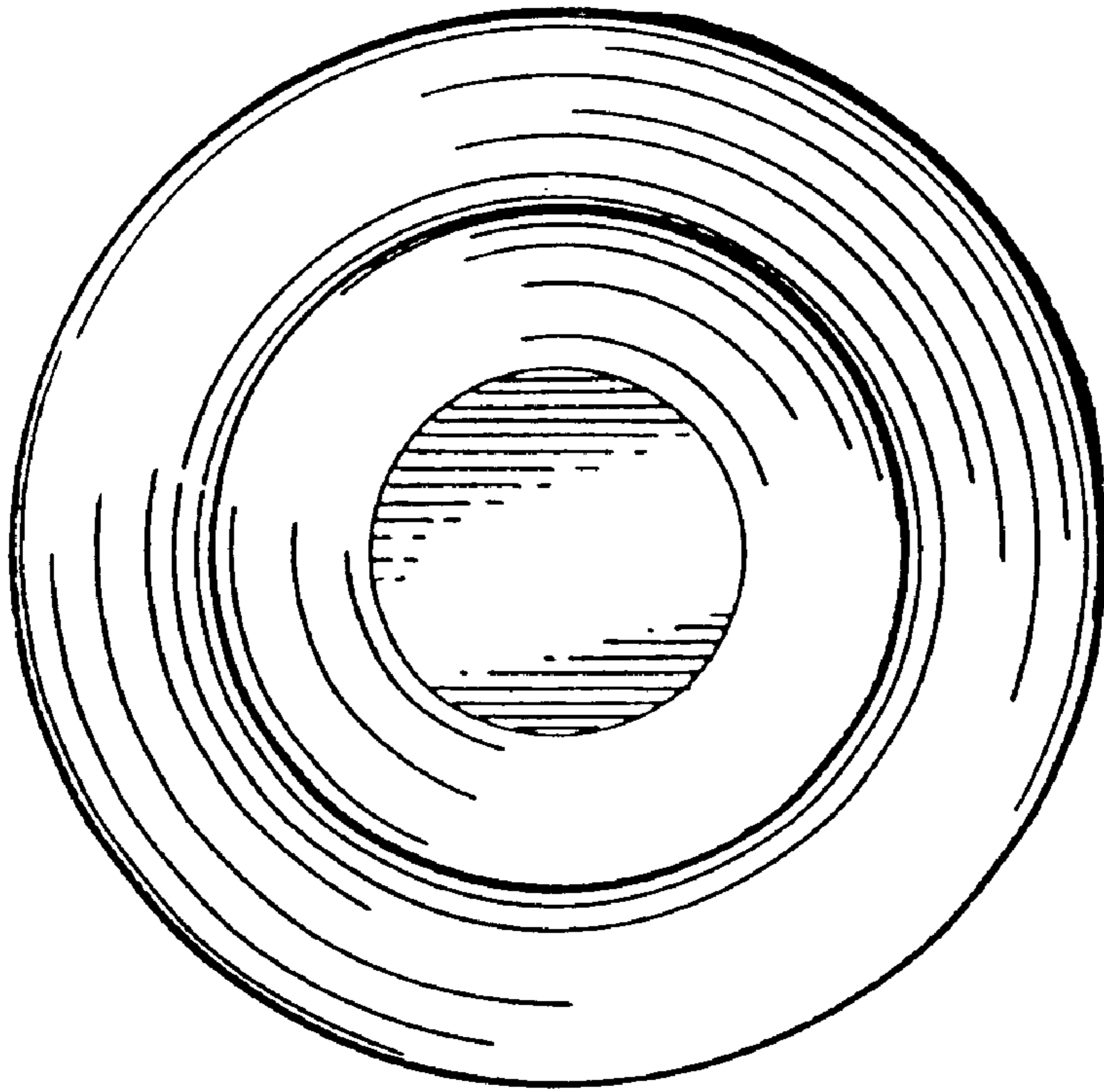


FIG. 2

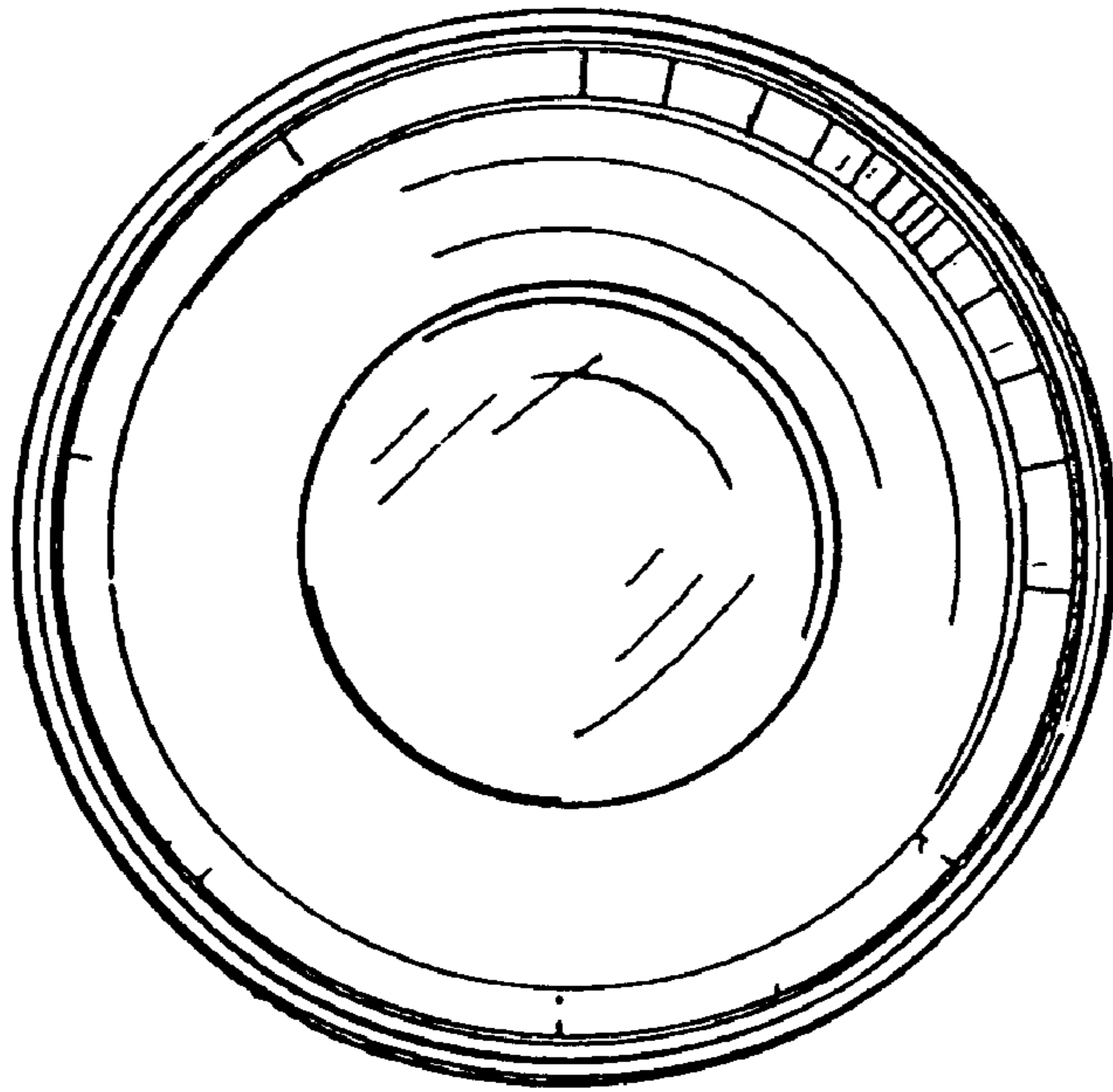
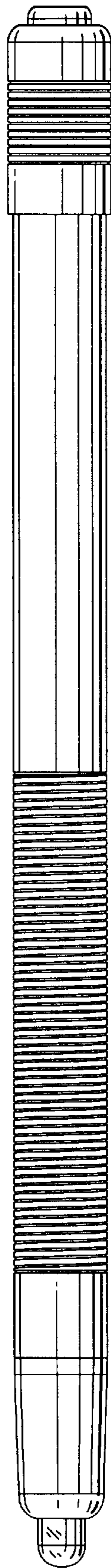


FIG. 3



**FIG. 4**