



US00D451967B1

(12) **United States Design Patent** (10) **Patent No.:** **US D451,967 S**
Lung et al. (45) **Date of Patent:** **** Dec. 11, 2001**

(54) **STACK OF DISPLAY ROTATORS ON A KIOSK POLE**

5,337,920 8/1994 Clausen .
5,487,600 1/1996 Griffin .
6,068,144 5/2000 Corpuz, Jr. et al. .
6,073,782 6/2000 Ascik .

(75) Inventors: **Laura Rae Lung**, Irvine; **Louise M. Grimm**, Newport Beach, both of CA (US)

* cited by examiner

(73) Assignee: **Bob Siemon Designs, Inc.**, Santa Ana, CA (US)

Primary Examiner—Marcus A. Jackson
(74) *Attorney, Agent, or Firm*—Myers Dawes & Andras; Vic Y. Lin; Joseph C. Andras

(**) Term: **14 Years**

(57) **CLAIM**

(21) Appl. No.: **29/125,829**

We claim the ornamental design for the stack of display rotators on a kiosk pole, as shown and described.

(22) Filed: **Jun. 30, 2000**

DESCRIPTION

(51) **LOC (7) Cl.** **20-02**

(52) **U.S. Cl.** **D20/21**

(58) **Field of Search** D20/10, 21, 39, D20/40, 41; D10/109, 114; 40/1, 540, 545, 584, 600, 606, 607, 608, 610, 611, 612, 624

FIG. 1 is a perspective view of a stack of display rotators on a pole of a kiosk showing the pole inserted through multiple display rotators stacked on top of each other while the broken lines represent the remaining structure of the kiosk, with the broken line showing for illustrative purposes only and forming no part of the claimed design;

FIG. 2 is a top plan view of the stack of display rotators on the kiosk pole showing each of the display rotators having a different orientation;

FIG. 3 is a front elevational view of the stack of display rotators on the kiosk pole showing each of the display rotators facing a different angle;

FIG. 4 is a bottom plan view of the stack of display rotators on the kiosk pole angled differently from each other;

FIG. 5 is a left side elevational view of the stack of display rotators on the kiosk pole with each display rotator turned to an orientation different from the others;

FIG. 6 is a right side elevational view of the stack of display rotators on the kiosk pole; and,

FIG. 7 is a rear elevational view of the stack of display rotators on the kiosk pole.

(56) **References Cited**

U.S. PATENT DOCUMENTS

D. 310,389	*	9/1990	Trewarn	D20/21
D. 367,077	*	2/1996	Chapman et al.	D20/21
2,810,223	*	10/1957	Fraesdorf, Jr.	D20/21
4,448,314		5/1984	Weiller	.	
4,579,399		4/1986	Poltash	.	
4,614,272		9/1986	Shelton et al.	.	
4,684,029		8/1987	Righini	.	
4,736,856		4/1988	Alneng et al.	.	
4,850,658		7/1989	Sandor	.	
5,033,625		7/1991	Campbell	.	
5,088,604		2/1992	Baur et al.	.	
5,109,989		5/1992	Kremmin et al.	.	
5,176,263		1/1993	Caruso	.	
5,267,656		12/1993	Nichols	.	

1 Claim, 3 Drawing Sheets

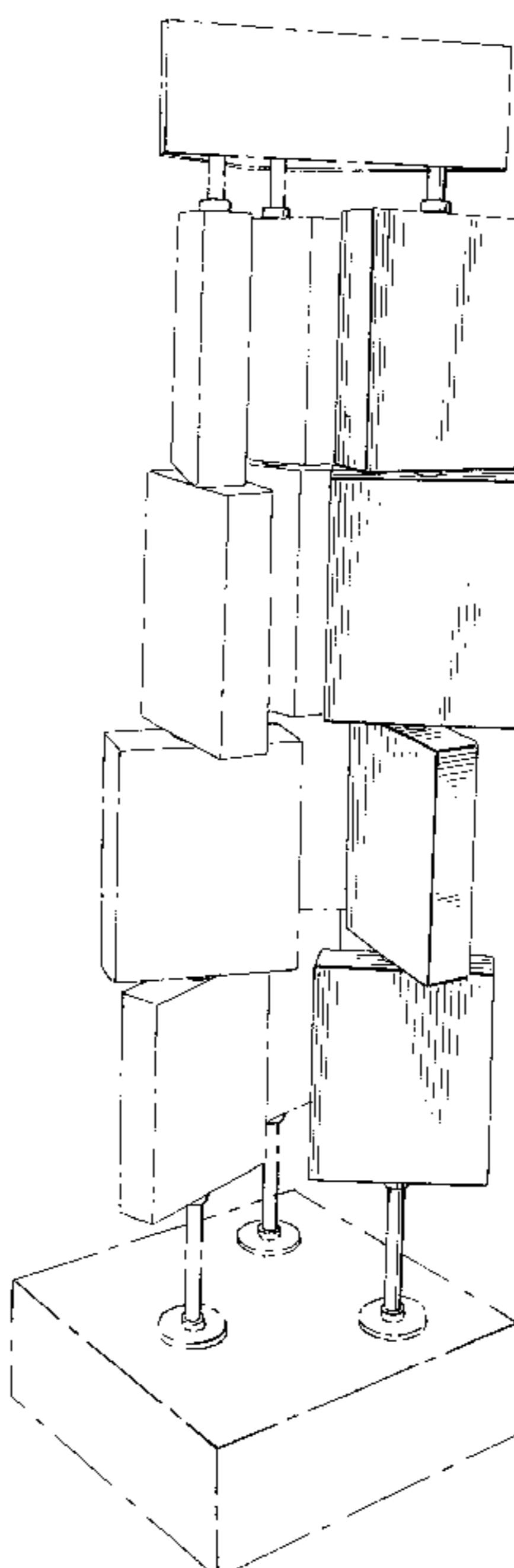


FIG. 1

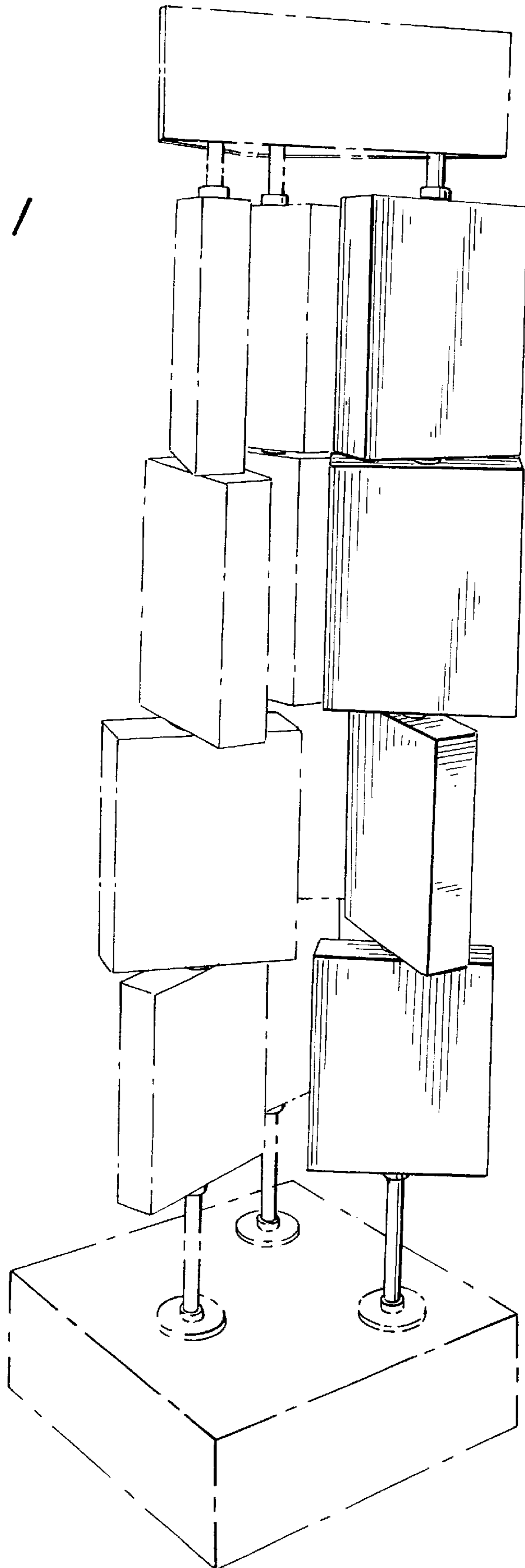


FIG. 2




FIG. 4




FIG. 3

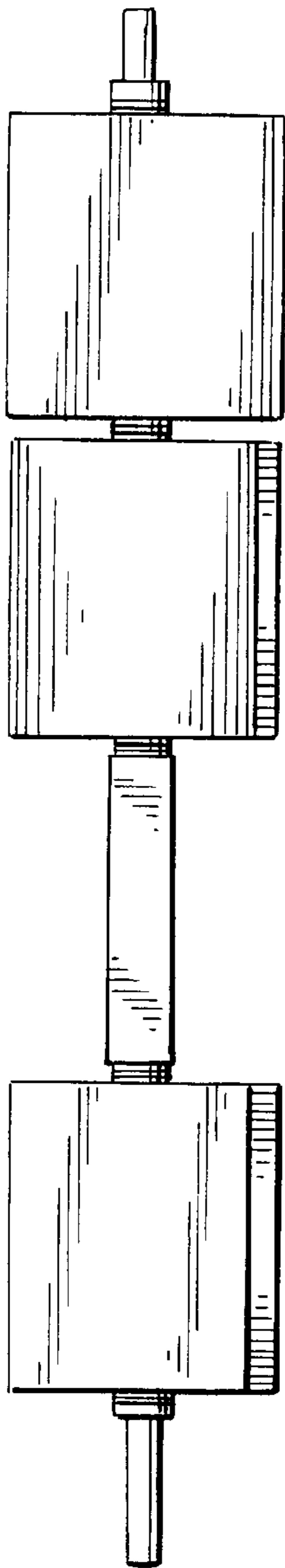


FIG. 5

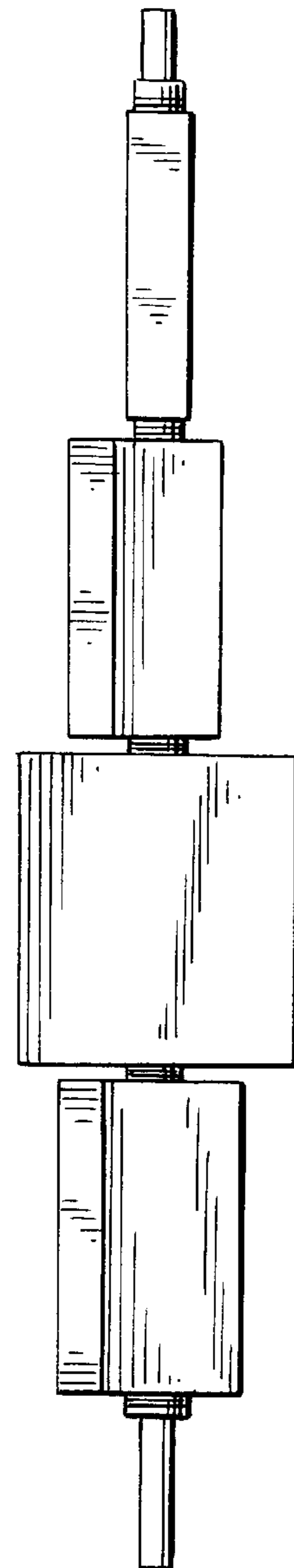


FIG. 6

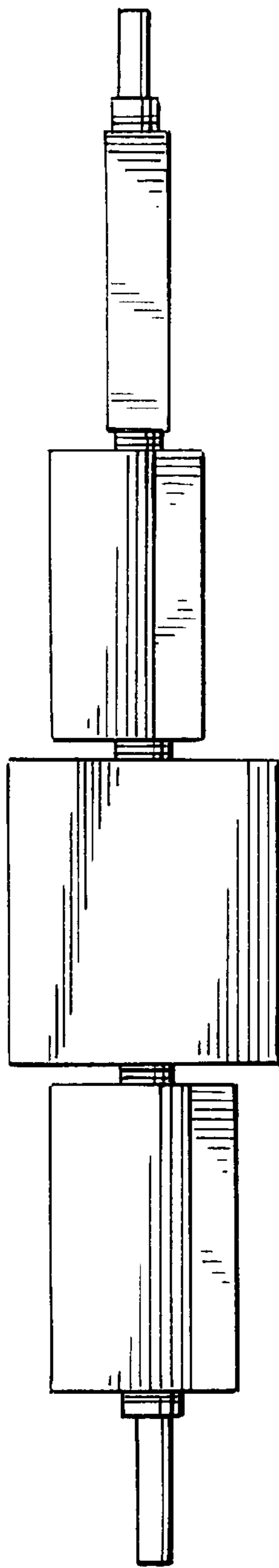


FIG. 7

