

US00D451965B1

(12) **United States Design Patent** (10) **Patent No.:** **US D451,965 S**
Bade et al. (45) **Date of Patent:** **** Dec. 11, 2001**

(54) **INFORMATION PANEL WITH KICKER ATTACHABLE TO VEND MACHINE SPIRALS**

(75) Inventors: **Timothy John Bade**, Springfield; **Stephen Bishop**, Nixon, both of MO (US); **Douglas Gee Fowler**, Plano; **Stephen Springfield**, McKinney, both of TX (US)

(73) Assignee: **RECOT, Inc.**, Pleasanton, CA (US)

(**) Term: **14 Years**

(21) Appl. No.: **29/140,279**

(22) Filed: **Apr. 16, 2001**

(51) **LOC (7) Cl.** **20-01**

(52) **U.S. Cl.** **D20/8**

(58) **Field of Search** D20/1-9; D21/325, D21/369; 221/75, 191-195, 224, 312 R, 150 R, 150 HC, 155; 198/671-676, 724, 778; 194/255, 258, 296, 294, 297, 350

(56) **References Cited**

U.S. PATENT DOCUMENTS

D. 248,121	*	6/1978	Moore et al.	D20/8
D. 279,690	*	7/1985	Abraham	D20/8
D. 443,897	*	6/2001	Sachs et al.	D20/8
2,626,708	*	2/1953	Wahl et al.	198/724
4,269,302	*	5/1981	Garvey	198/778
5,392,953	*	2/1995	Maldanis et al.	D20/8 X
6,053,303	*	4/2000	Wang	198/778
6,092,641	*	7/2000	Draghetti	198/778

* cited by examiner

Primary Examiner—Prabhakar Deshmukh

(74) *Attorney, Agent, or Firm*—Colin P. Cahoon; Carstens, Yee & Cahoon

(57) **CLAIM**

The ornamental design for a information panel with kicker attachable to vend machine spirals, as shown.

DESCRIPTION

FIG. 1 is a front perspective view of the information panel with kicker attachable to vend machine spirals of the present invention;

FIG. 2 is a front elevation view of the information panel with kicker attachable to vend machine spirals of the present invention;

FIG. 3 is a rear elevation view of the information panel with kicker attachable to vend machine spirals of the present invention;

FIG. 4 is a left side elevation view of the information panel with kicker attachable to vend machine spirals of the present invention;


FIG. 5 is a right side elevation view of the information panel with kicker attachable to vend machine spirals of the present invention;

FIG. 6 is a top plan view of the information panel with kicker attachable to vend machine spirals of the present invention; and,

FIG. 7 is a bottom plan view of the information panel with kicker attachable to vend machine spirals of the present invention.

The broken line showing of machine spirals and the description chips is for illustration purpose only and forms no part of the claimed design.

1 Claim, 3 Drawing Sheets



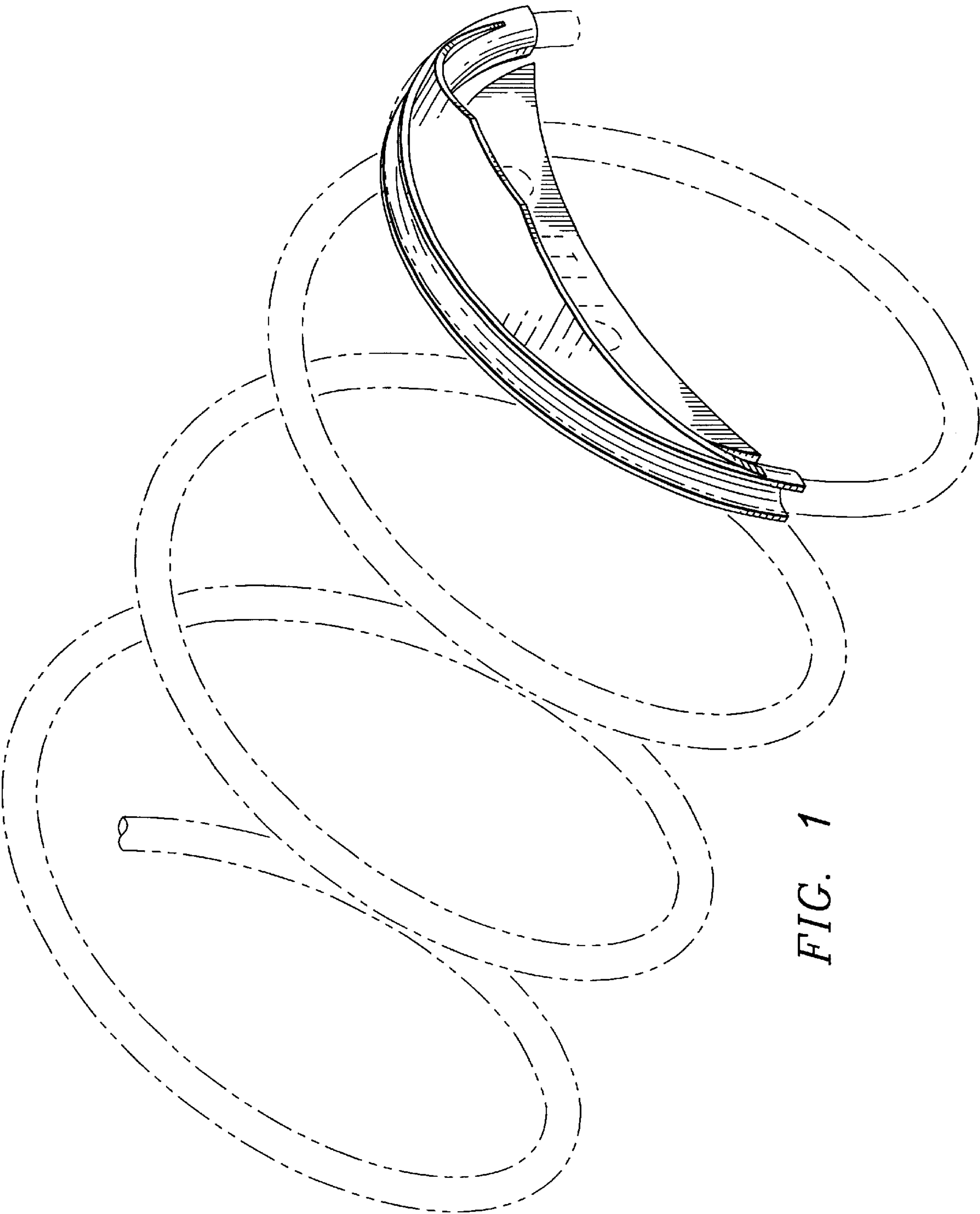


FIG. 1




FIG. 2

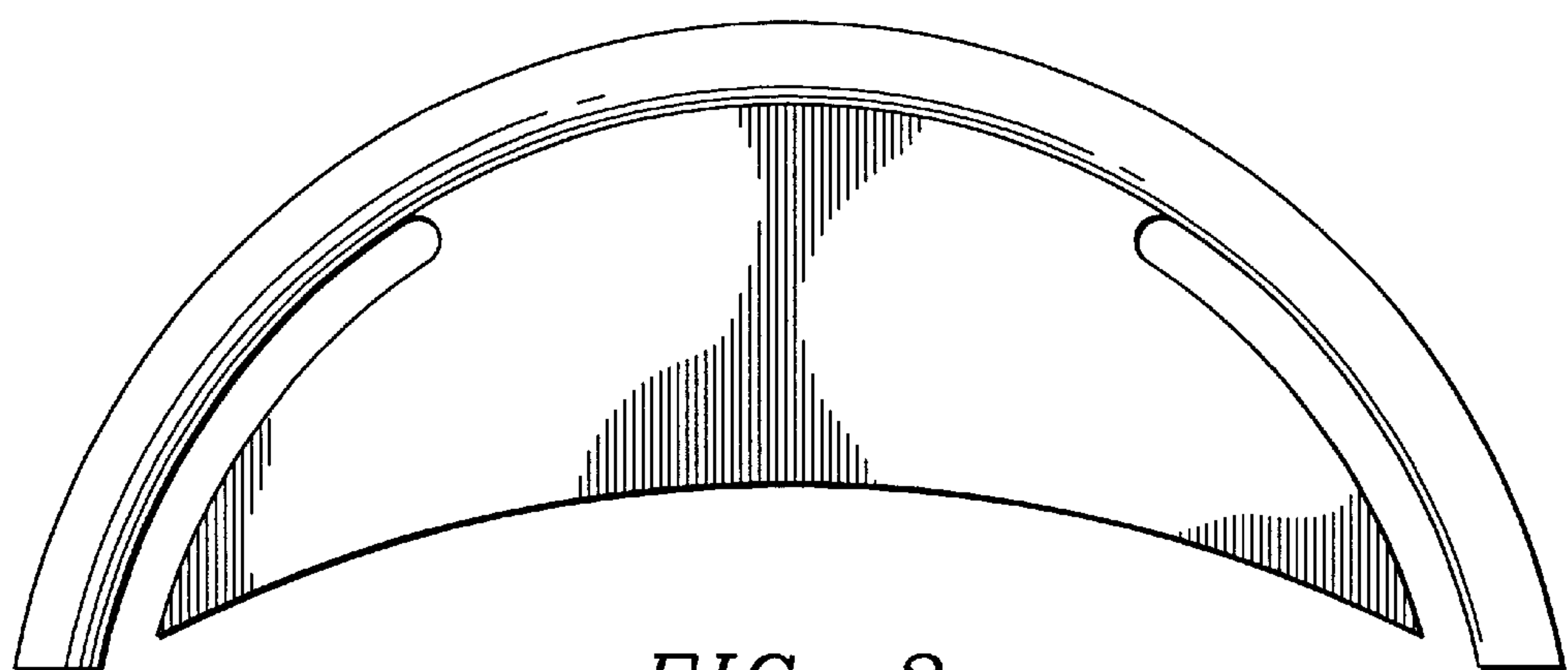


FIG. 3

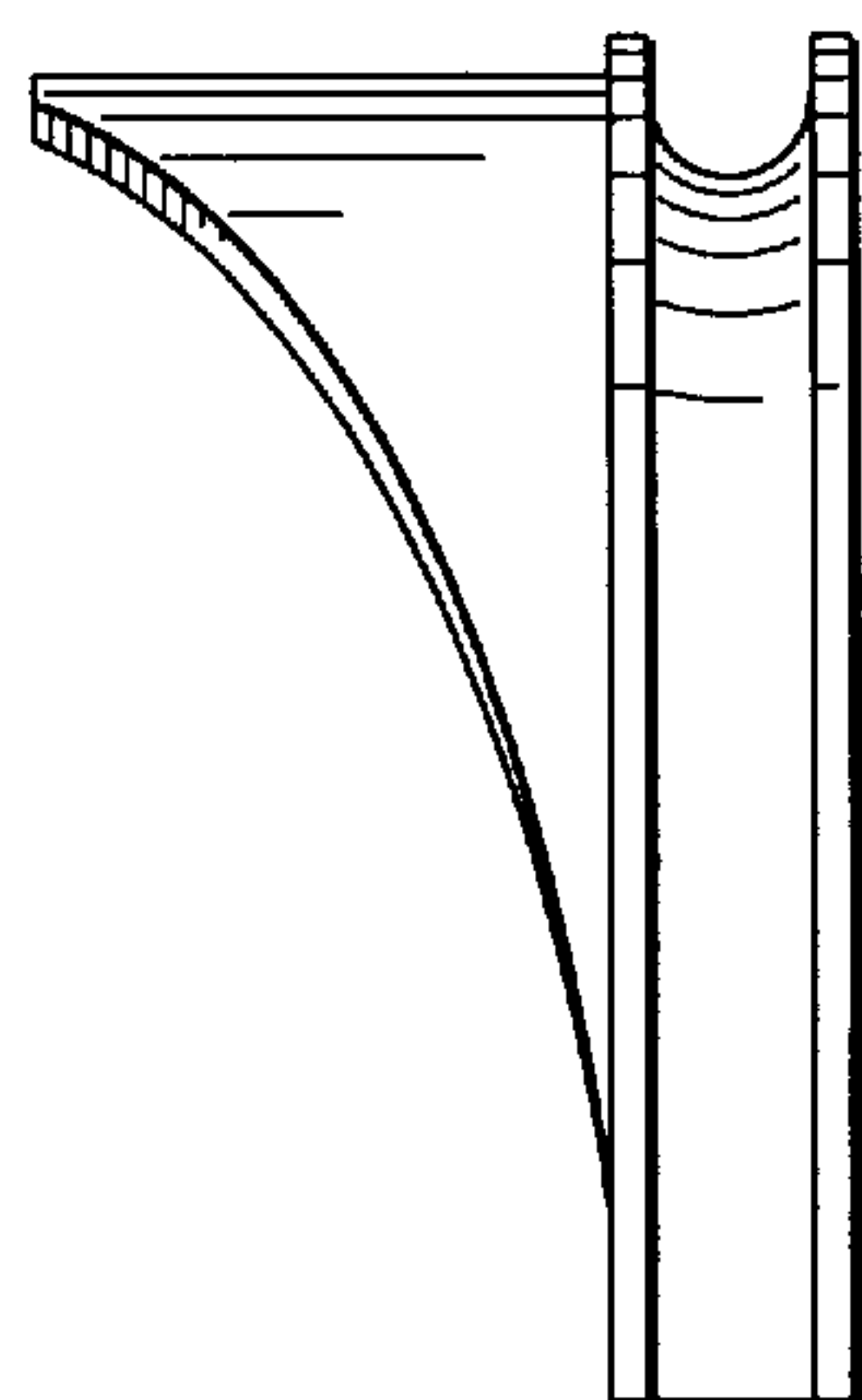


FIG. 4

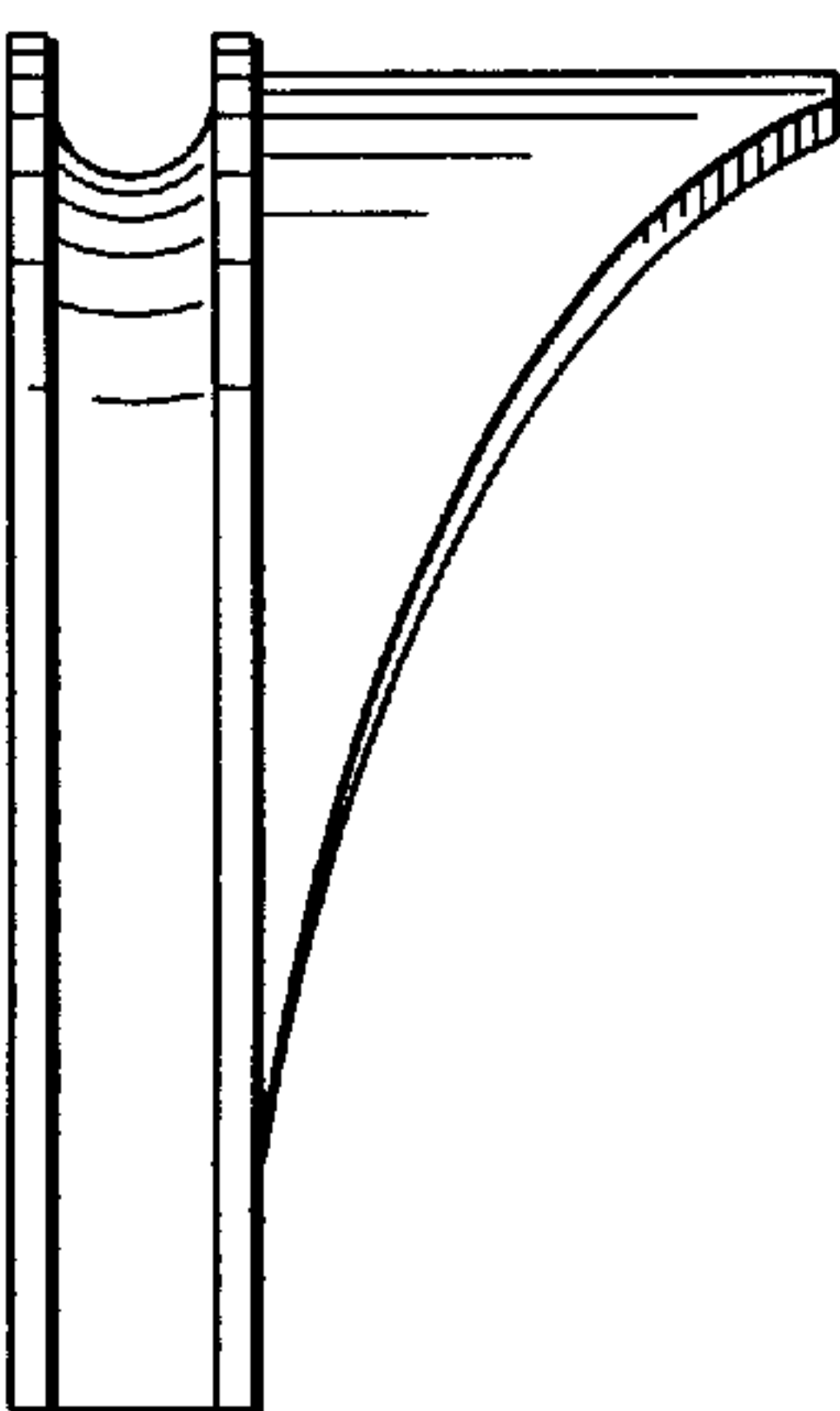


FIG. 5




FIG. 6




FIG. 7