



US00D451958B1

(12) **United States Design Patent**
Walch

(10) **Patent No.:** **US D451,958 S**

(45) **Date of Patent:** **** Dec. 11, 2001**

(54) **CHILDREN'S ACTIVITY BOOK**

(76) Inventor: **June J Walch**, 12466 S. Eby Rd.,
Molalla, OR (US) 97038

(**) Term: **14 Years**

(21) Appl. No.: **29/137,968**

(22) Filed: **Mar. 5, 2001**

(51) **LOC (7) Cl.** **19-07**

(52) **U.S. Cl.** **D19/59; D19/27**

(58) **Field of Search** D19/1, 28, 26,
D19/27, 62, 59; 434/259, 260, 147; D21/475,
476; 446/227; 273/DIG. 30; D3/301, 303,
232; 190/901; 428/100; D5/5, 20, 21, 64

(56) **References Cited**

U.S. PATENT DOCUMENTS

D. 288,943	*	3/1987	Kroll	D21/476
D. 295,538		5/1988	Stajan et al.		
D. 434,796	*	12/2000	Coleman	D19/27
2,501,902	*	3/1950	Howell	434/260
3,316,669	*	5/1967	Nachbar	273/DIG. 30
3,715,816		2/1973	White		
4,036,417		7/1977	Traphagan		
4,280,241		7/1981	Pfaff		
4,853,994		8/1989	Ekstein		
4,952,153	*	8/1990	McAllister	434/259
5,511,980		4/1996	Wood		
5,980,354	*	11/1999	Prest	446/227
6,053,634	*	4/2000	Kay	190/901

* cited by examiner

Primary Examiner—Paula A. Mortimer

(57) **CLAIM**

The ornamental design for a children's activity book, as shown and described.

DESCRIPTION

FIG. 1 is a front elevational view of the children's activity book of the present invention;
 FIG. 2 is a rear elevational view of the children's activity book of FIG. 1;
 FIG. 3 is a left side elevational view of the children's activity book of FIG. 1;
 FIG. 4 is a right side elevational view of the children's activity book of FIG. 1;
 FIG. 5 is a top plan view of the children's activity book of FIG. 1;
 FIG. 6 is a bottom plan view of the children's activity book of FIG. 1;
 FIG. 7 is a front elevational view of an alternate page shown for clarity of illustration;
 FIG. 8 is a front elevational view of an alternate page shown for clarity of illustration;
 FIG. 9 is a front elevational view of an alternate page shown for clarity of illustration;
 FIG. 10 is a front elevational view of an alternate page shown for clarity of illustration;
 FIG. 11 is a front elevational view of an alternate page shown for clarity of illustration; and,
 FIG. 12 is a front elevational view of an alternate page shown for clarity of illustration.

1 Claim, 4 Drawing Sheets

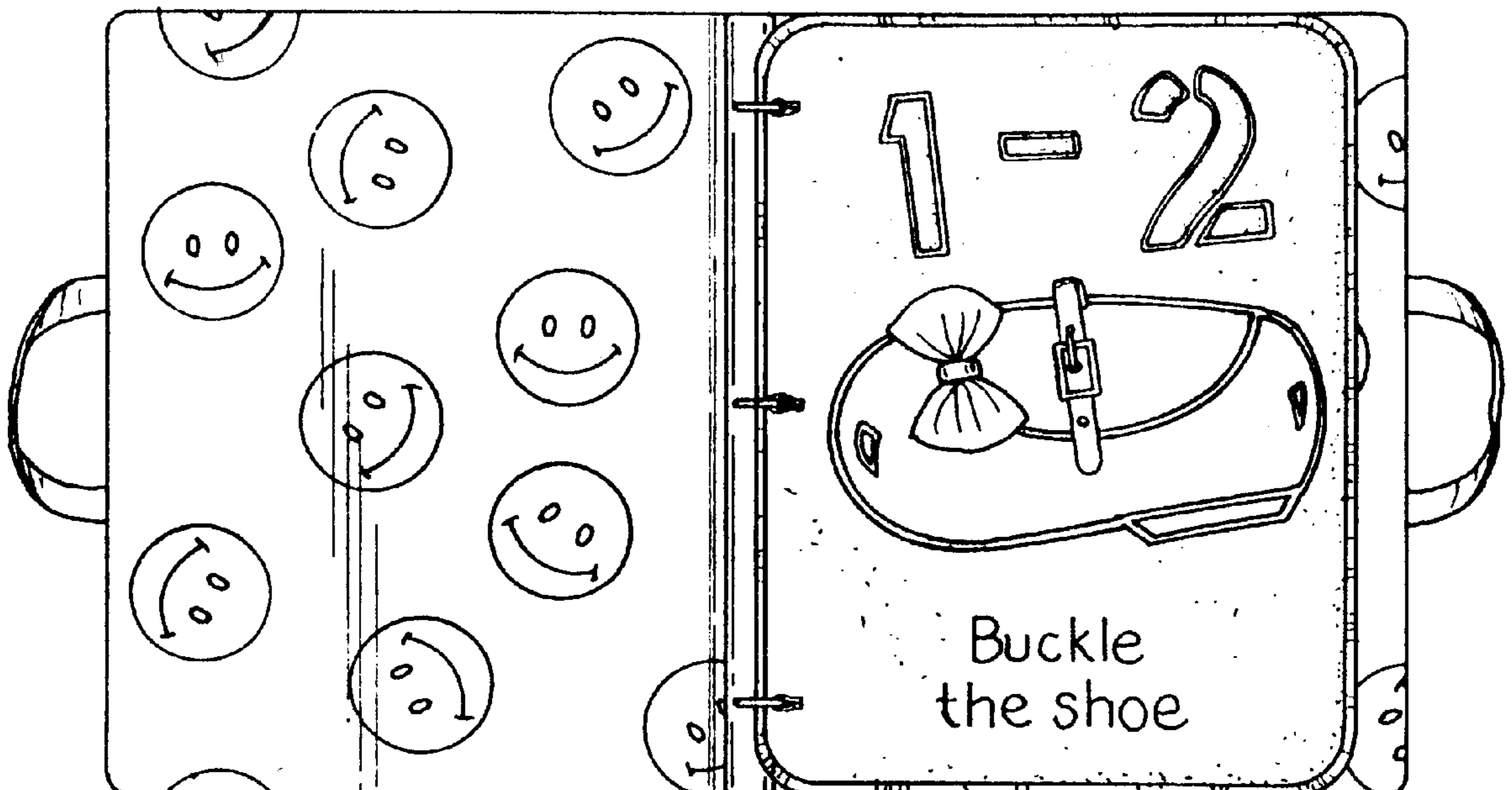


FIG. 1

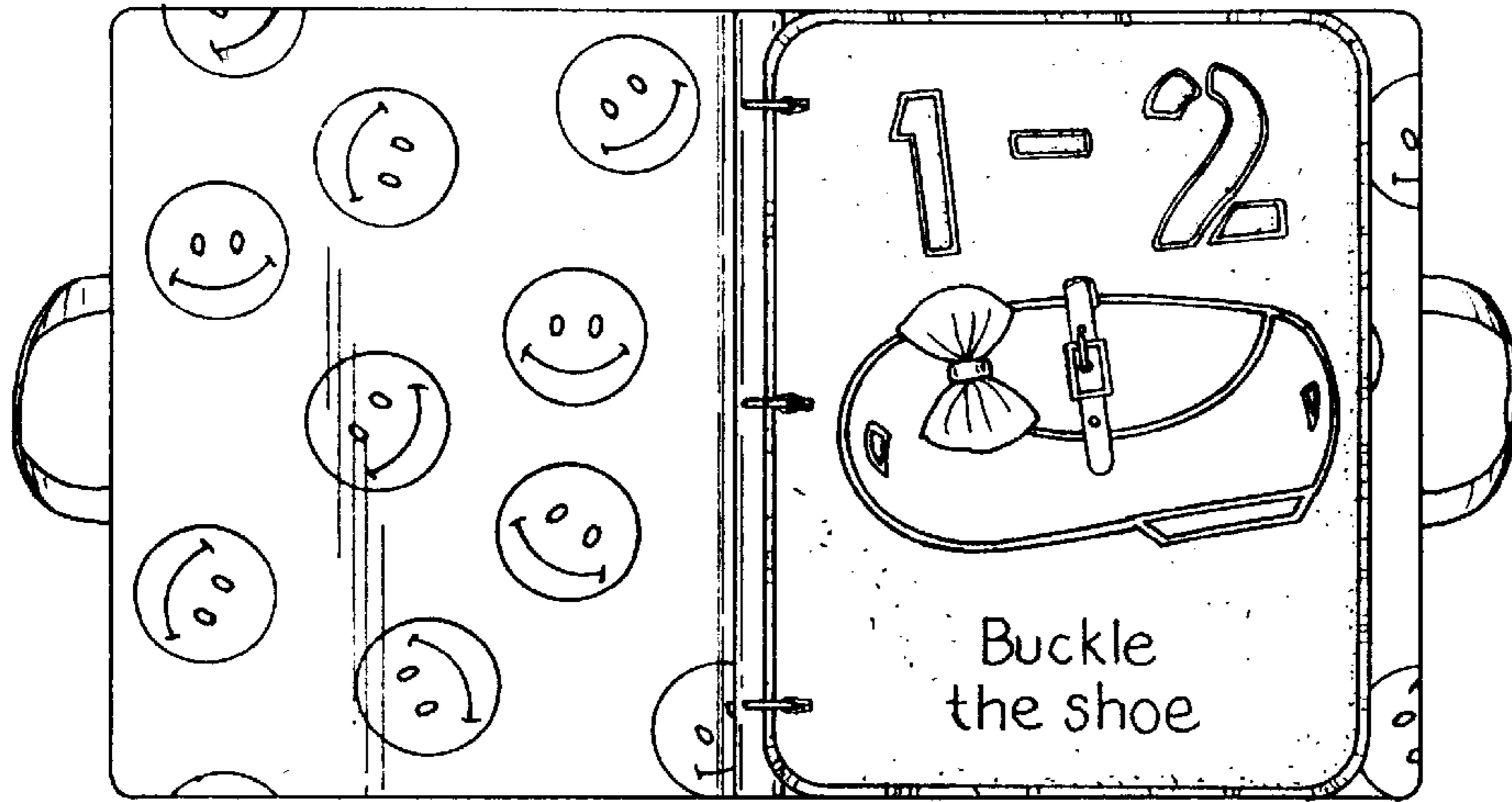


FIG. 4



FIG. 5

FIG. 2




FIG. 3



FIG. 7




FIG. 6



FIG. 8




FIG. 9




FIG. 10

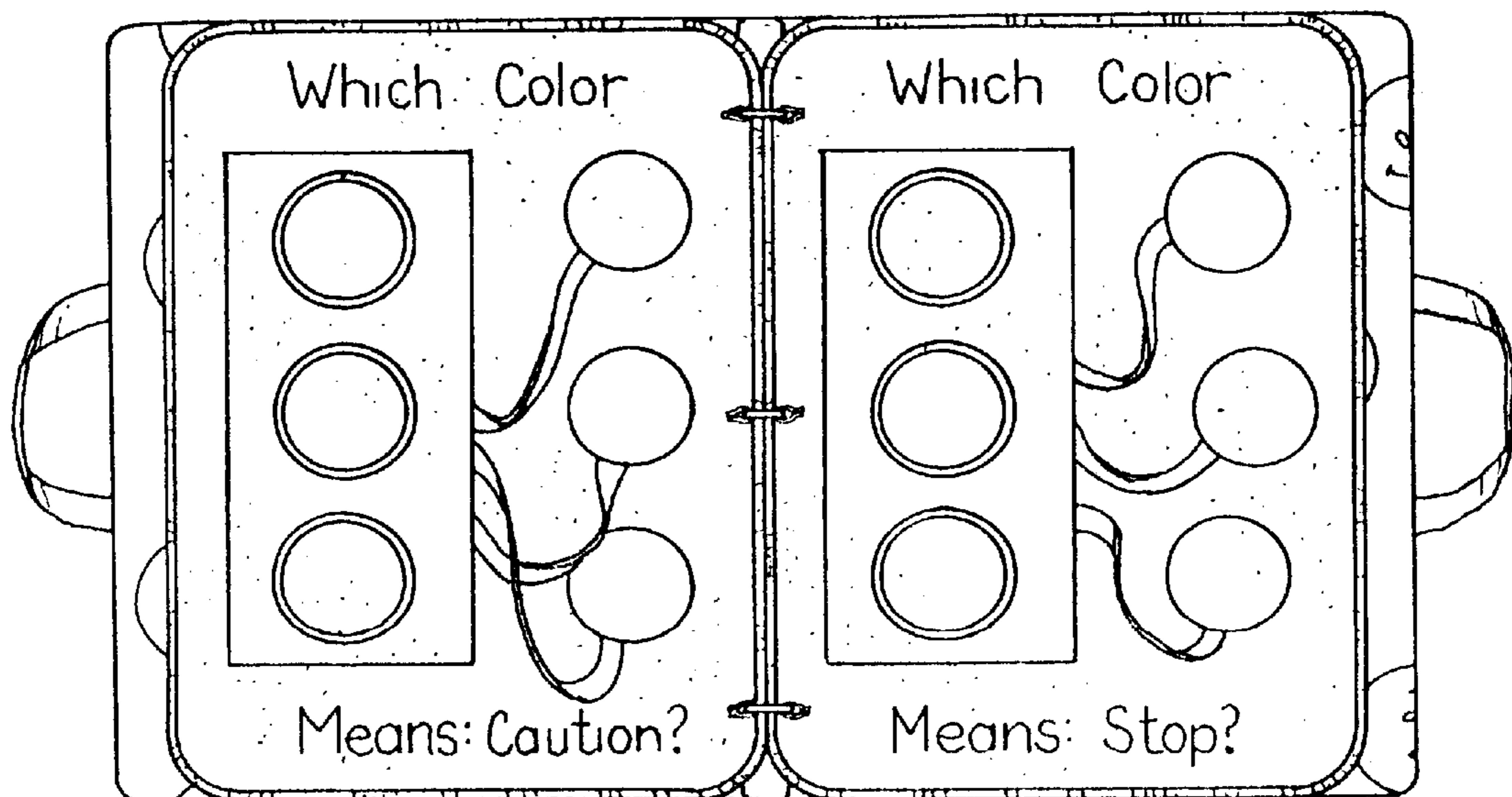


FIG. 11




FIG. 12

