



US00D451957B1

(12) **United States Design Patent**
Trenti

(10) **Patent No.:** **US D451,957 S**

(45) **Date of Patent:** **** Dec. 11, 2001**

(54) **BALL-POINT PEN**

D. 362,020 * 9/1995 Waldinger D19/48
D. 430,208 * 8/2000 Veillon D19/50

(75) Inventor: **Luigi Trenti**, Florence (IT)

* cited by examiner

(73) Assignee: **Ditta Francesco Pineider S.p.A.** (IT)

Primary Examiner—Martie K. Holtje

(**) Term: **14 Years**

(74) *Attorney, Agent, or Firm*—McGlew and Tuttle, P.C.

(21) Appl. No.: **29/128,230**

(57) **CLAIM**

(22) Filed: **Aug. 21, 2000**

The ornamental design for a ball-point pen, as shown and described.

(30) **Foreign Application Priority Data**

DESCRIPTION

Feb. 23, 2000 (IT) FI0000012

(51) **LOC (7) Cl.** **19-06**

(52) **U.S. Cl.** **D19/51; D19/48; D19/56; D19/57**

(58) **Field of Search** D19/35, 36, 41-51, D19/53-58, 81-85; 401/98, 99, 100-103, 106-117, 209, 202, 262, 243-247; 24/10 R, 11 R, 11 PP, 11 CC, 11 CT, 11 C, 11 F, 11 M, 11 P

FIG. 1 is a front elevational view of a ball-point pen showing my new design with the writing tip retracted;
FIG. 2 is a side elevational view of FIG. 1, the opposite side being a mirror image thereof;
FIG. 3 is a rear elevational view of FIG. 1;
FIG. 4 is a front elevational view of my design of FIG. 1 with the writing tip exposed;
FIG. 5 is a fragmentary view of the top of the cap;
FIG. 6 is a front perspective view of the cap member shown separately for ease of illustration;
FIG. 7 is a front and side perspective view of FIG. 6;
FIG. 8 is a side perspective view of FIG. 6;
FIG. 9 is a side and rear perspective view of FIG. 6; and, FIG. 10 is a rear perspective view of FIG. 6.

(56) **References Cited**

U.S. PATENT DOCUMENTS

D. 339,378 * 9/1993 Verhaegue D19/51
D. 352,311 * 11/1994 Waldinger D19/51
D. 355,440 * 2/1995 Lin D19/51

1 Claim, 3 Drawing Sheets



Fig. 1




Fig. 2





Fig. 3






Fig. 4

Fig. 5

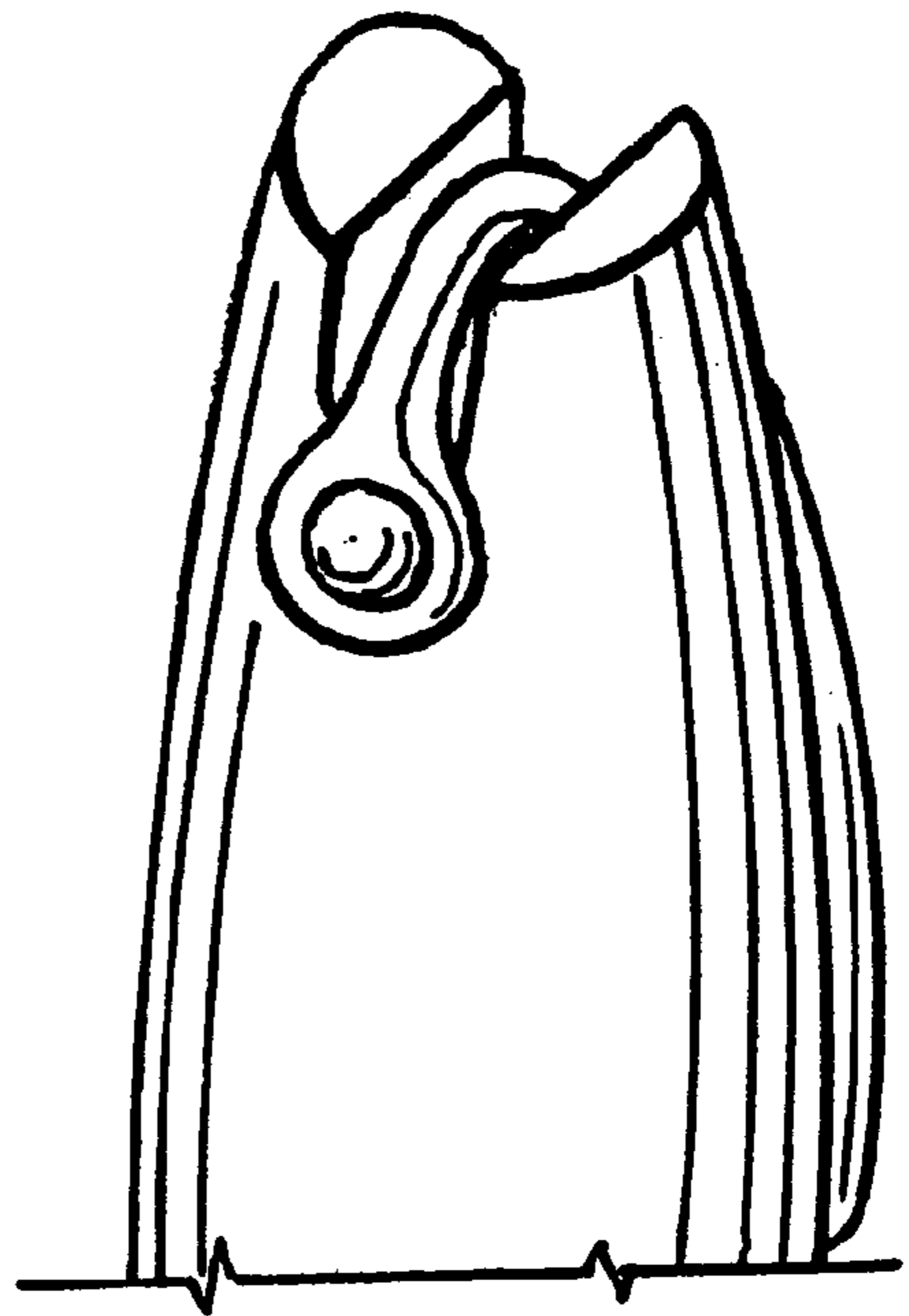


Fig 6



Fig.7




Fig.8

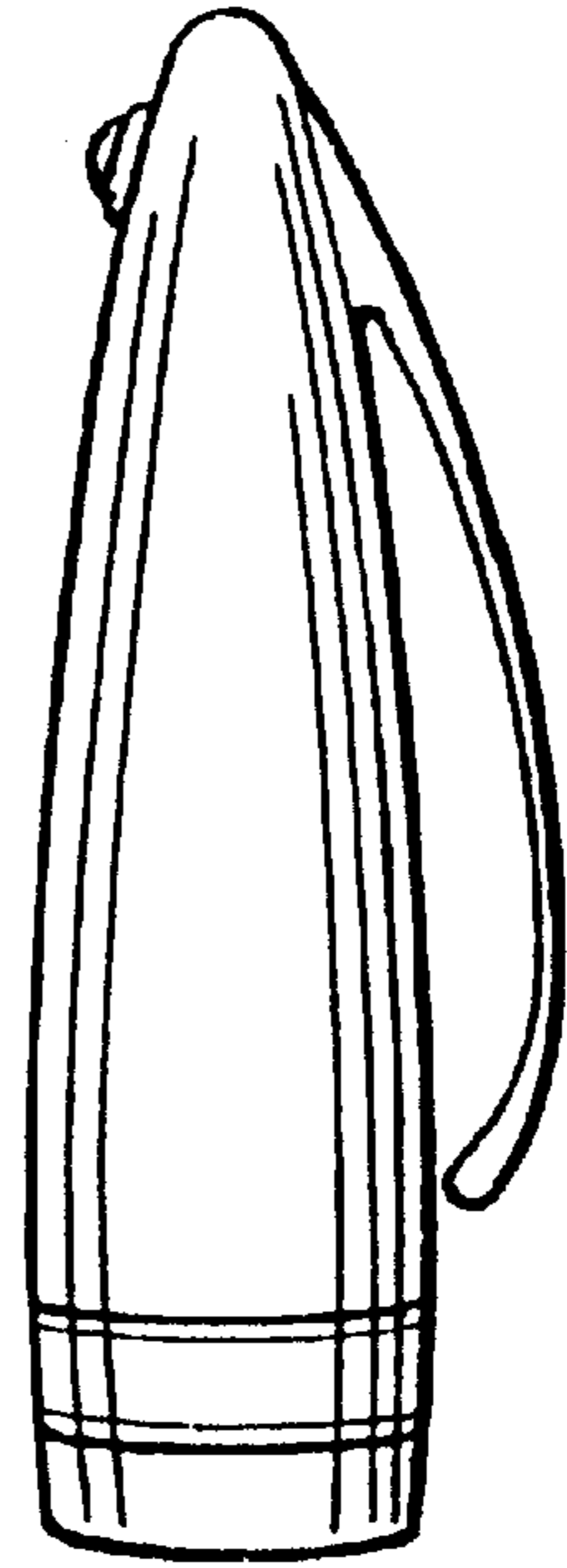


Fig.9

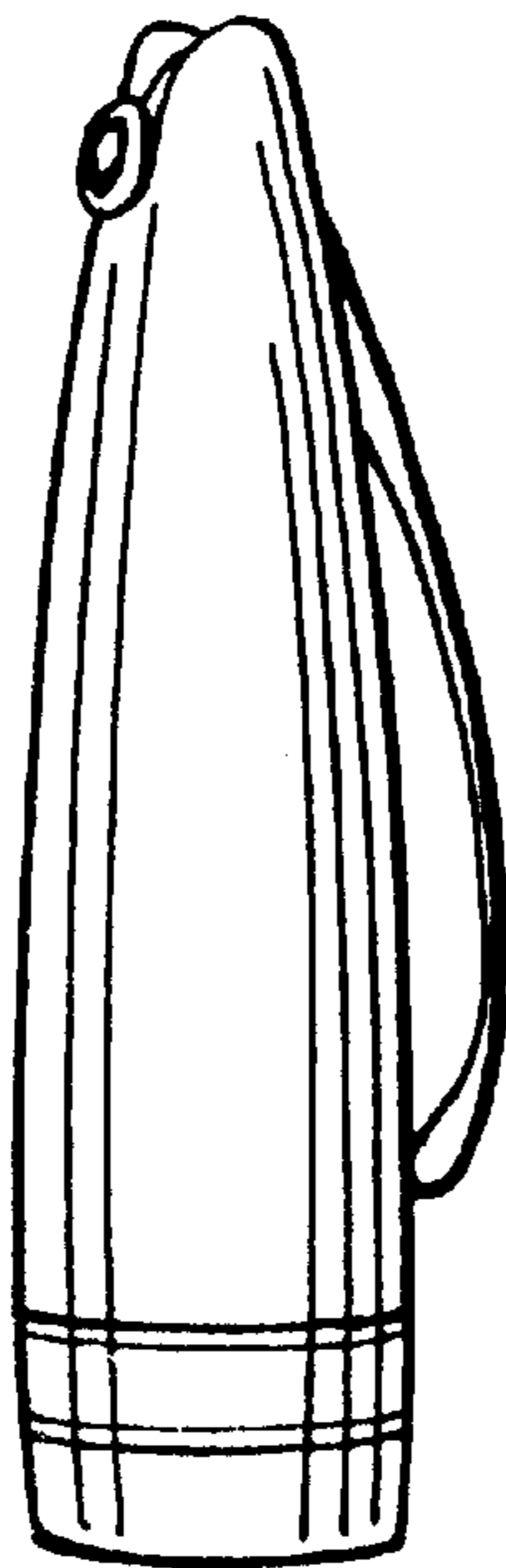


Fig.10

