

US00D451942B1

(12) **United States Design Patent**
Masumoto

(10) **Patent No.:** **US D451,942 S**

(45) **Date of Patent:** **** Dec. 11, 2001**

(54) **SWIMMING GOGGLES**

(75) **Inventor:** **Yuusuke Masumoto, Ikoma-gun (JP)**

(73) **Assignee:** **Yamamoto Kogaku Co., Ltd., Osaka (JP)**

(**) **Term:** **14 Years**

(21) **Appl. No.:** **29/136,979**

(22) **Filed:** **Feb. 9, 2001**

(30) **Foreign Application Priority Data**

Aug. 10, 2000 (JP) 12-022146

(51) **LOC (7) Cl.** **16-06**

(52) **U.S. Cl.** **D16/303**

(58) **Field of Search** D16/101, 303,
D16/311, 330; D29/109, 110; D24/110.2;
2/426, 428, 430, 432, 445, 447; 351/41,
44, 158

(56) **References Cited**

U.S. PATENT DOCUMENTS

- D. 370,927 * 6/1996 Yashiro D16/311
- D. 391,283 * 2/1998 Yamamoto D16/311
- D. 415,780 * 10/1999 Minamidani D16/303
- D. 435,057 * 12/2000 Chen D16/311

- 4,468,819 * 9/1984 Ohno 2/430
- 5,408,702 * 4/1995 Chiang 2/428
- 6,119,278 * 9/2000 Kawashima 2/428
- 6,145,133 * 11/2000 Sato 2/445

* cited by examiner

Primary Examiner—Raphael Barkai

(74) *Attorney, Agent, or Firm*—Koda & Androlia

(57) **CLAIM**

The ornamental design for the swimming goggles, as shown and described.

DESCRIPTION

FIG. 1 is a front elevational view of the swimming goggles showing my new design;

FIG. 2 is a rear elevational view thereof;

FIG. 3 is a left side elevational view thereof, the right side elevational view being the mirror image of the left side elevational view;

FIG. 4 is a top plan view thereof, the bottom view being the mirror image of the plan view;

FIG. 5 is a perspective view taken from the front, top and right side of the swimming goggles; and,

FIG. 6 is an enlarged partial perspective view taken from the front, top and right side of the swimming goggles.

1 Claim, 3 Drawing Sheets




Fig.1




Fig.2




Fig.3




Fig.4



Fig.5




Fig.6

