



US00D451935B1

(12) **United States Design Patent**
Yang et al.

(10) **Patent No.:** **US D451,935 S**

(45) **Date of Patent:** **** Dec. 11, 2001**

(54) **FREEZER WITH DRAWER BELOW**

(75) Inventors: **Mianmian Yang; Jian Ma; Biao Li; Qiang Xu**, all of Qingdao (CN)

(73) Assignees: **Haier Group Corporation; Quingdao Haier Icebox Co., Ltd.**, Qingdao (CN)

(**) Term: **14 Years**

(21) Appl. No.: **29/137,874**

(22) Filed: **Mar. 2, 2001**

(30) **Foreign Application Priority Data**

Feb. 16, 2001 (CN) 01 3 16564

(51) **LOC (7) Cl.** **15-07**

(52) **U.S. Cl.** **D15/85**

(58) **Field of Search** D15/80, 81, 85,
D15/86; 62/125-127, 382, 419; 312/236,
296, 139.2, 329, 274

(56) **References Cited**

U.S. PATENT DOCUMENTS

- D. 90,357 * 7/1933 Bradbury D15/81
- D. 210,560 * 3/1968 Kennedy et al. D15/86

- D. 410,013 * 5/1999 Takasago et al. D15/86
- D. 411,211 * 6/1999 Higuchi et al. D15/80
- D. 442,974 * 5/2001 Magnusson D15/85
- 1,961,022 * 5/1934 Teller et al. 312/239
- 2,926,507 * 3/1960 Ingolia 62/377
- 3,070,852 * 1/1963 Hilliker 312/296
- 4,226,489 * 10/1980 Haag 312/296

* cited by examiner

Primary Examiner—Terry A. Wallace

(74) *Attorney, Agent, or Firm*—Nixon & Vanderhye PC;
Frank P. Presta


(57) **CLAIM**

The ornamental design for a “freezer with drawer below”, as shown and described.

DESCRIPTION

FIG. 1 is a front elevational view of the design;
FIG. 2 is a rear elevational view of the design;
FIG. 3 is a top plan view of the design;
FIG. 4 is a bottom plan view of the design; and,
FIG. 5 is an elevational view of one side of the design, the other side being the same in appearance as the one side.

1 Claim, 3 Drawing Sheets



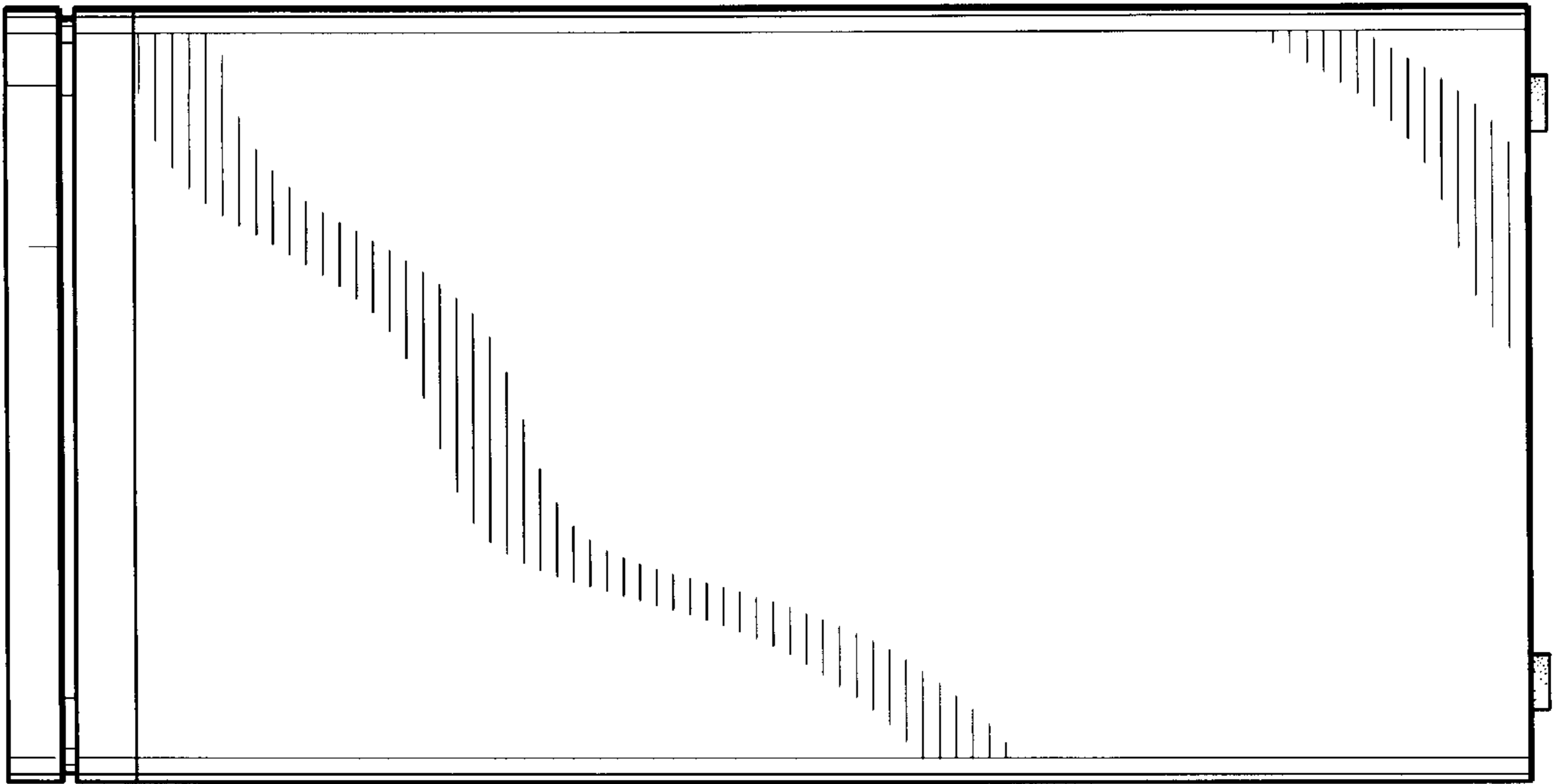


Fig. 2




Fig. 1

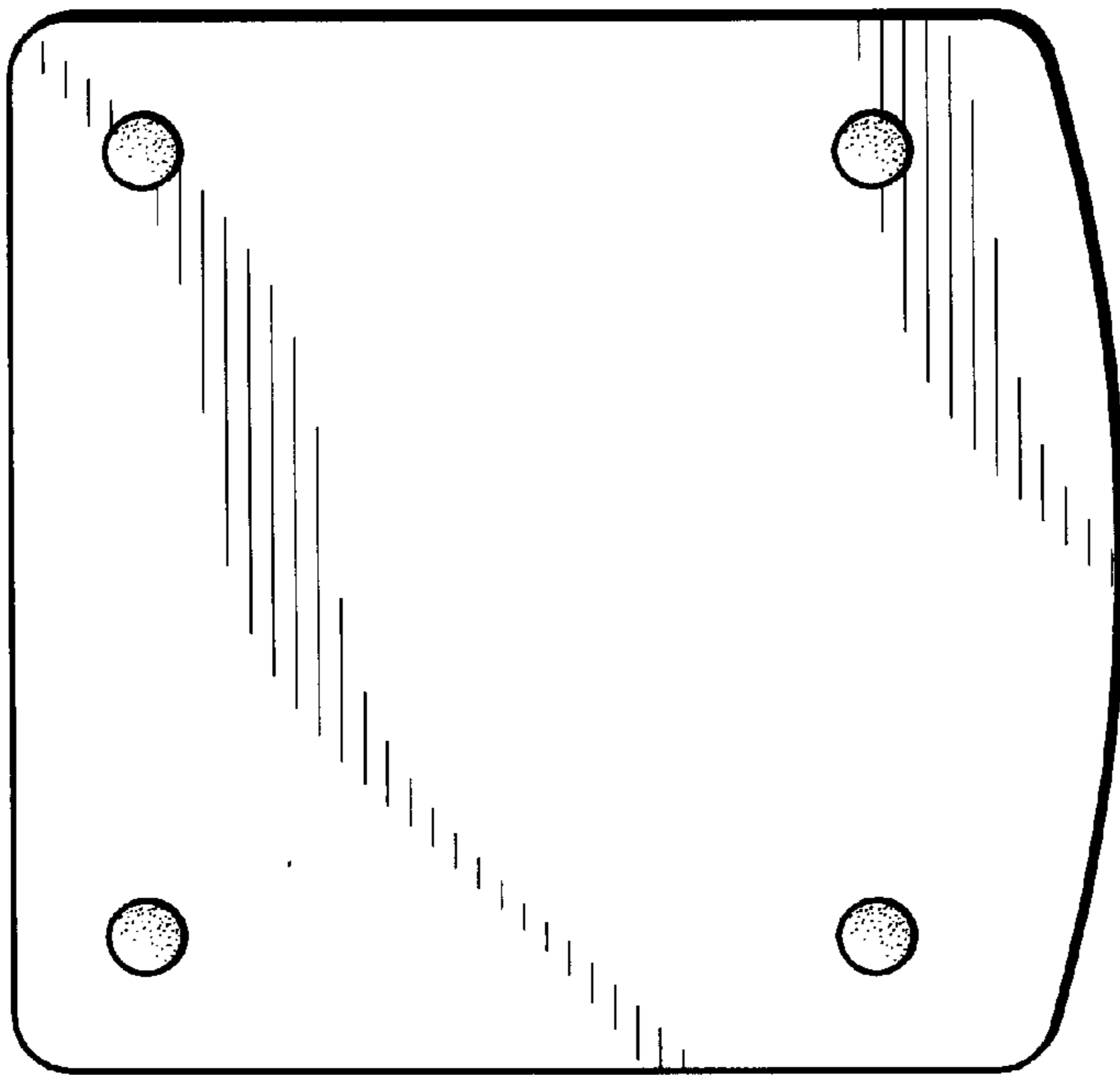


Fig.4

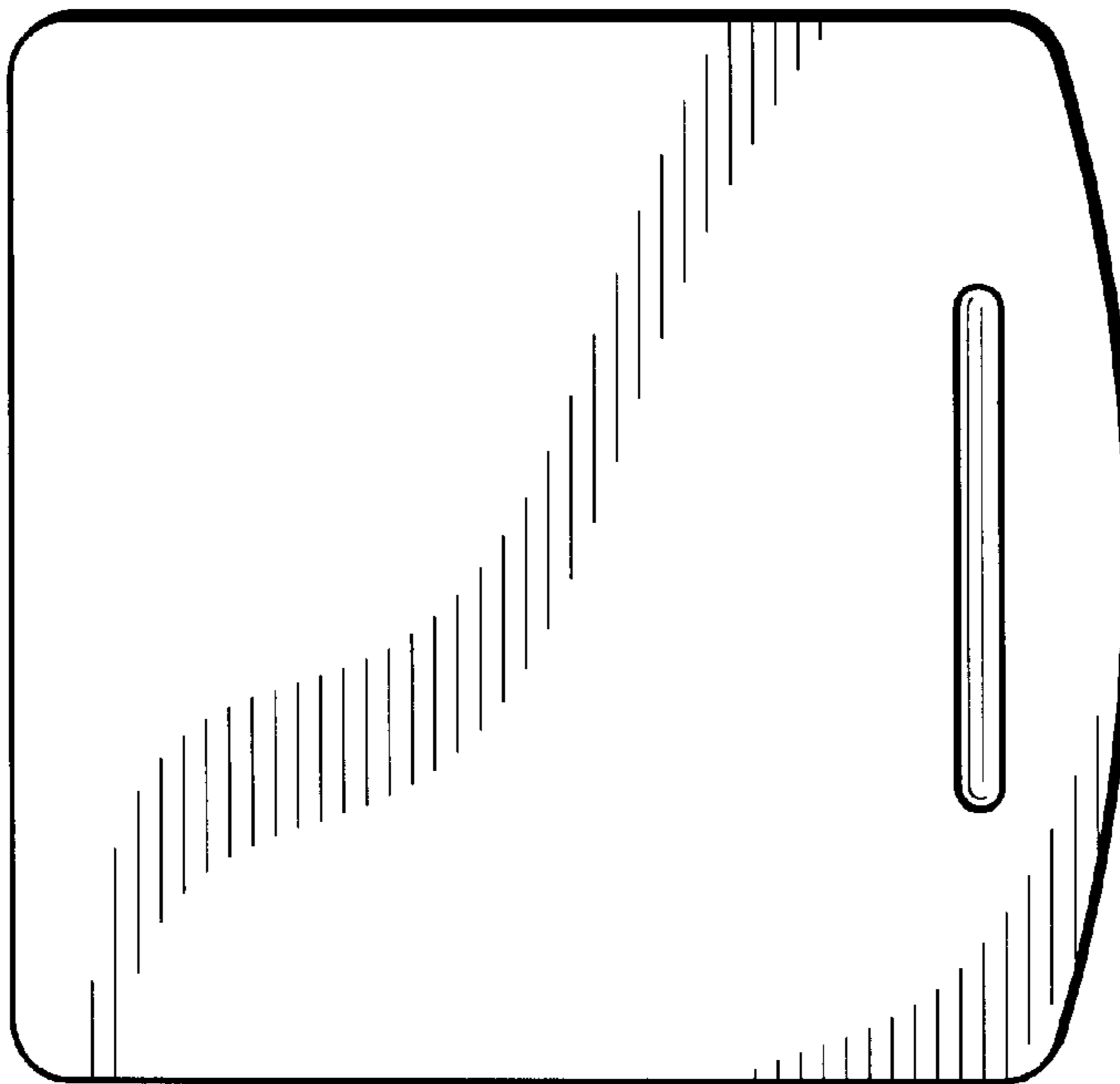


Fig.3

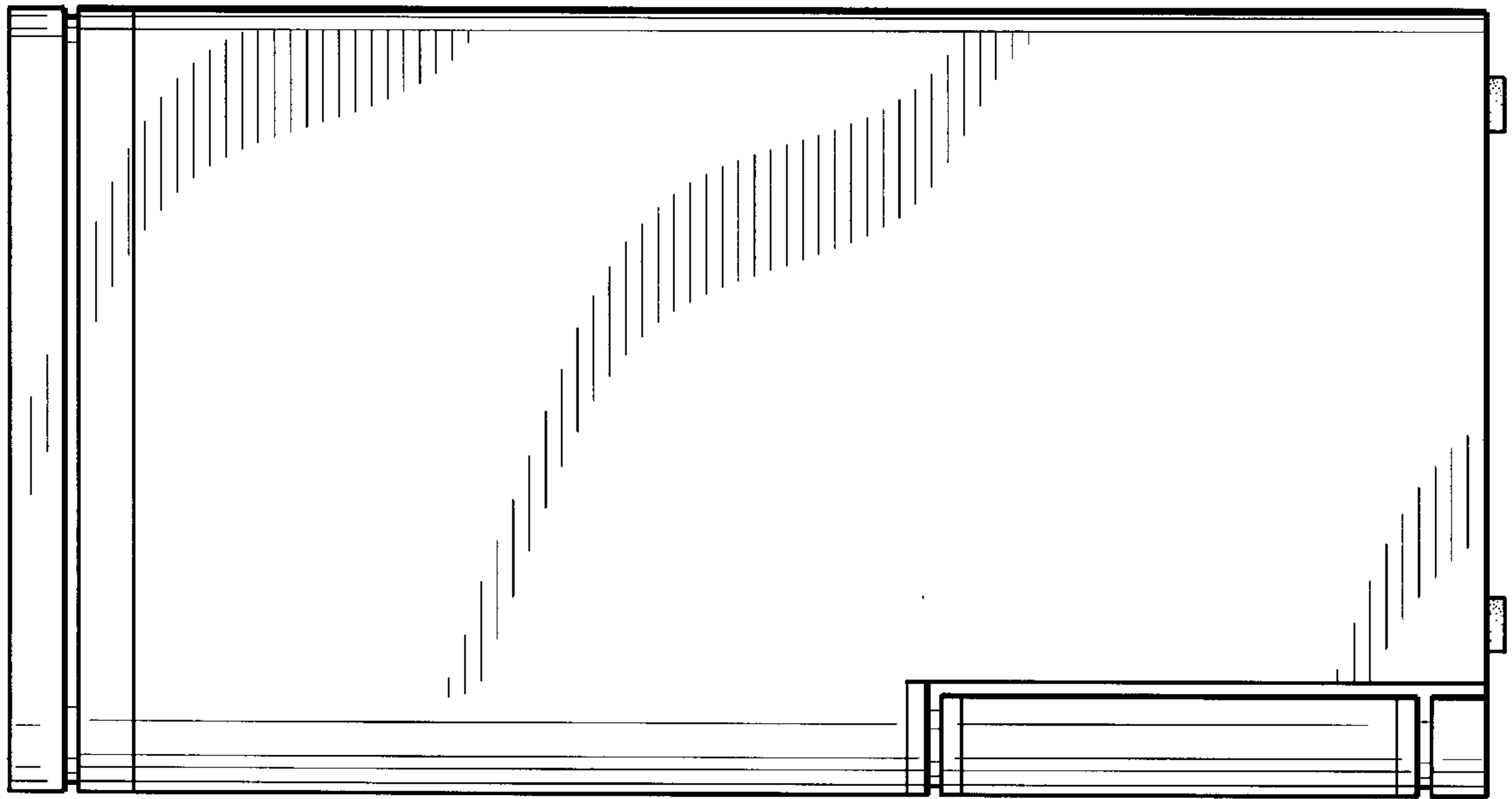


Fig. 5