



US00D451926B1

(12) **United States Design Patent**  
**Hayes**

(10) **Patent No.:** **US D451,926 S**

(45) **Date of Patent:** **\*\* Dec. 11, 2001**

(54) **PORTION OF A KEYBOARD**

(75) Inventor: **Jonathan A. Hayes**, Seattle, WA (US)

(73) Assignee: **Microsoft Corporation**, Redmond, WA (US)

(\*\*) Term: **14 Years**

(21) Appl. No.: **29/140,977**

(22) Filed: **Apr. 30, 2001**

(51) **LOC (7) Cl.** ..... **14-02**

(52) **U.S. Cl.** ..... **D14/455; D14/392**

(58) **Field of Search** ..... D14/455, 456,  
D14/457, 391-401; D18/1, 2, 7; 178/17 A,  
17 C; 200/5 A, 5 R, 6 A, 6 R; 235/145 A,  
145 R; 341/22, 23; 345/160, 168; 400/484-489,  
492

(56) **References Cited**

**U.S. PATENT DOCUMENTS**

D. 388,780	*	1/1998	Tonino	.....	D14/392
D. 445,793	*	7/2001	Ji	.....	D14/392
D. 446,210	*	8/2001	Lum et al.	.....	D14/392
D. 446,520	*	8/2001	Ji	.....	D14/392

\* cited by examiner

*Primary Examiner*—Kay H. Chin

(74) *Attorney, Agent, or Firm*—Banner & Witcoff, Ltd.

(57) **CLAIM**

The ornamental design for a portion of a keyboard, as shown and described.

**DESCRIPTION**

FIG. 1 is a perspective view of the portion of a keyboard showing my new design;

FIG. 2 is a top plan view thereof;

FIG. 3 is a side elevational view of the right side thereof;

FIG. 4 is a side elevational view of the left side thereof;

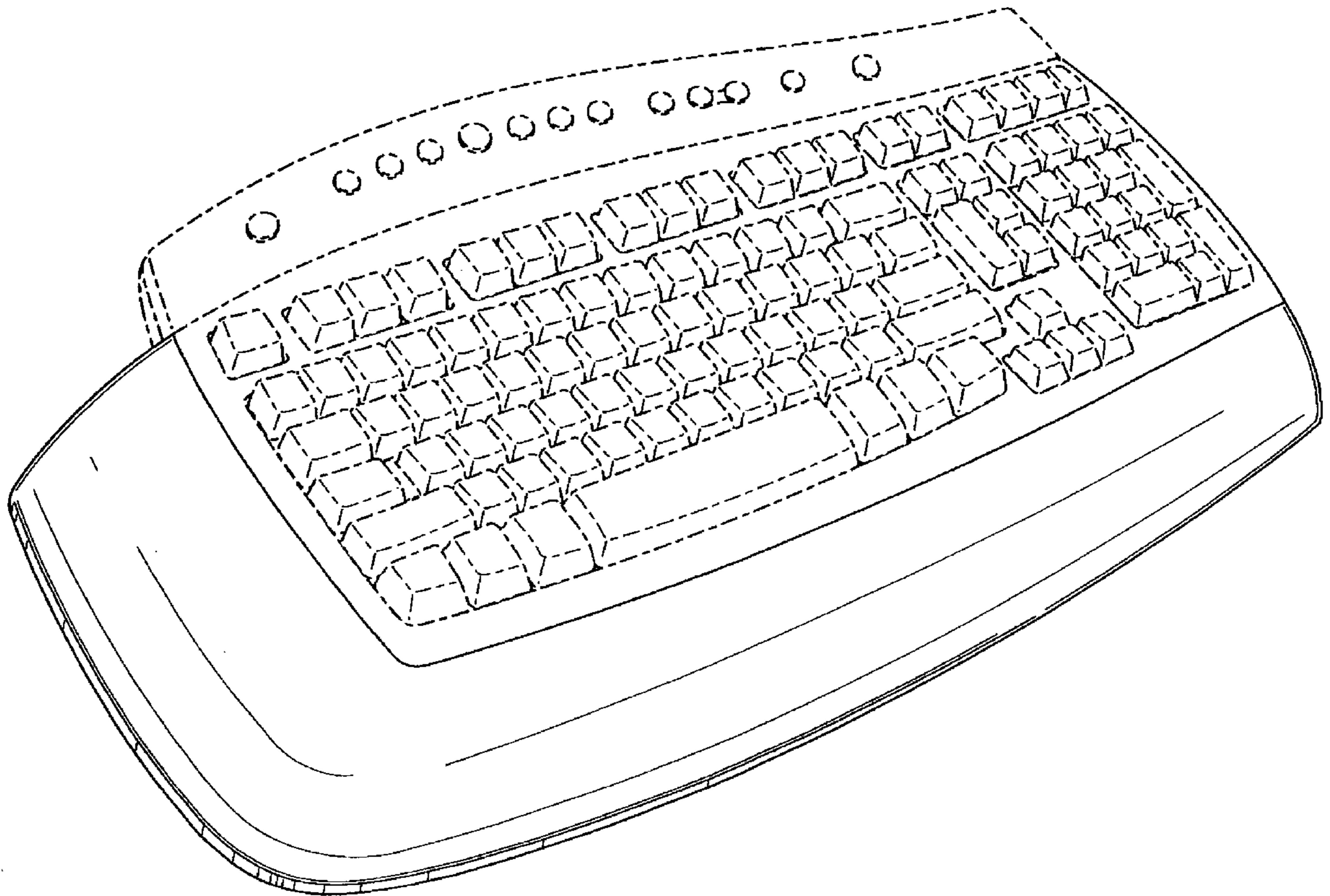
FIG. 5 is an elevational view of the front side thereof;

FIG. 6 is an elevational view of the rear side thereof; and,

FIG. 7 is a perspective view thereof similar to FIG. 1 including illustrations of more environmental elements.

The designations of right, left, front and rear are for reference purposes only. The broken line showing of the keyboard body, the keys, the rear portion of the keyboard and its round buttons in all the drawings; the bottom of the keyboard in FIGS. 3-7; and the elements in FIG. 7 is for illustrative purposes only and forms no part of the claimed design.

**1 Claim, 5 Drawing Sheets**



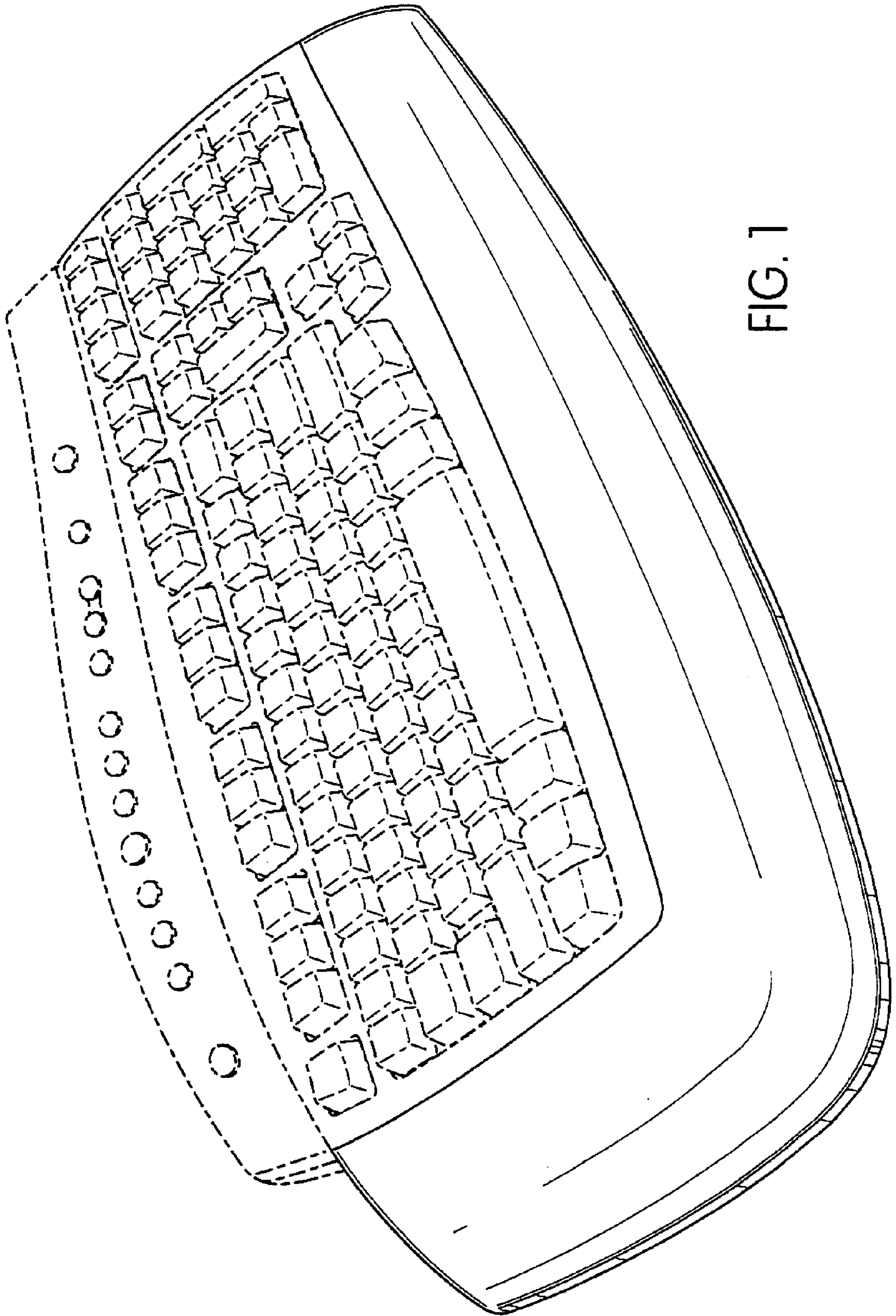


FIG. 1

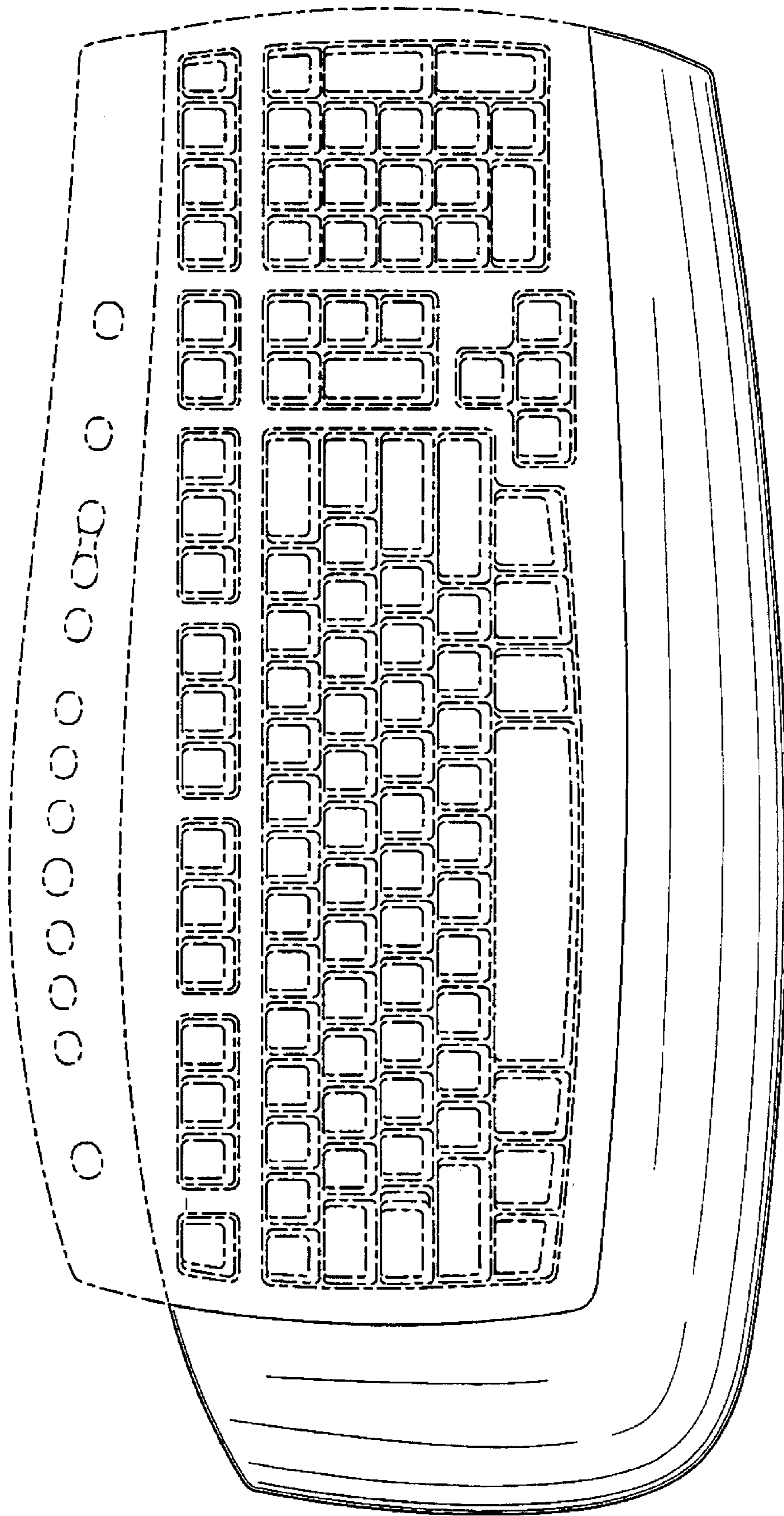


FIG. 2

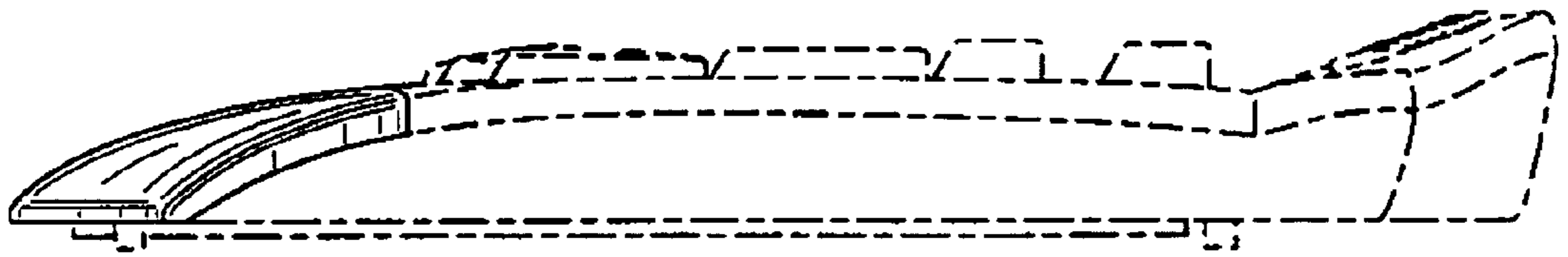


FIG. 3




FIG. 4

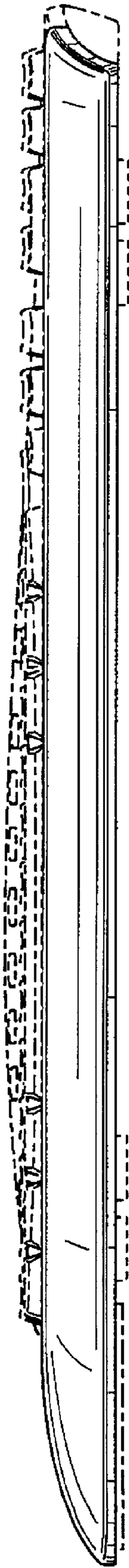


FIG. 5

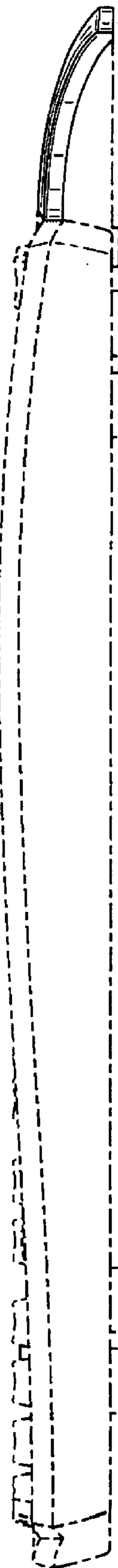


FIG. 6

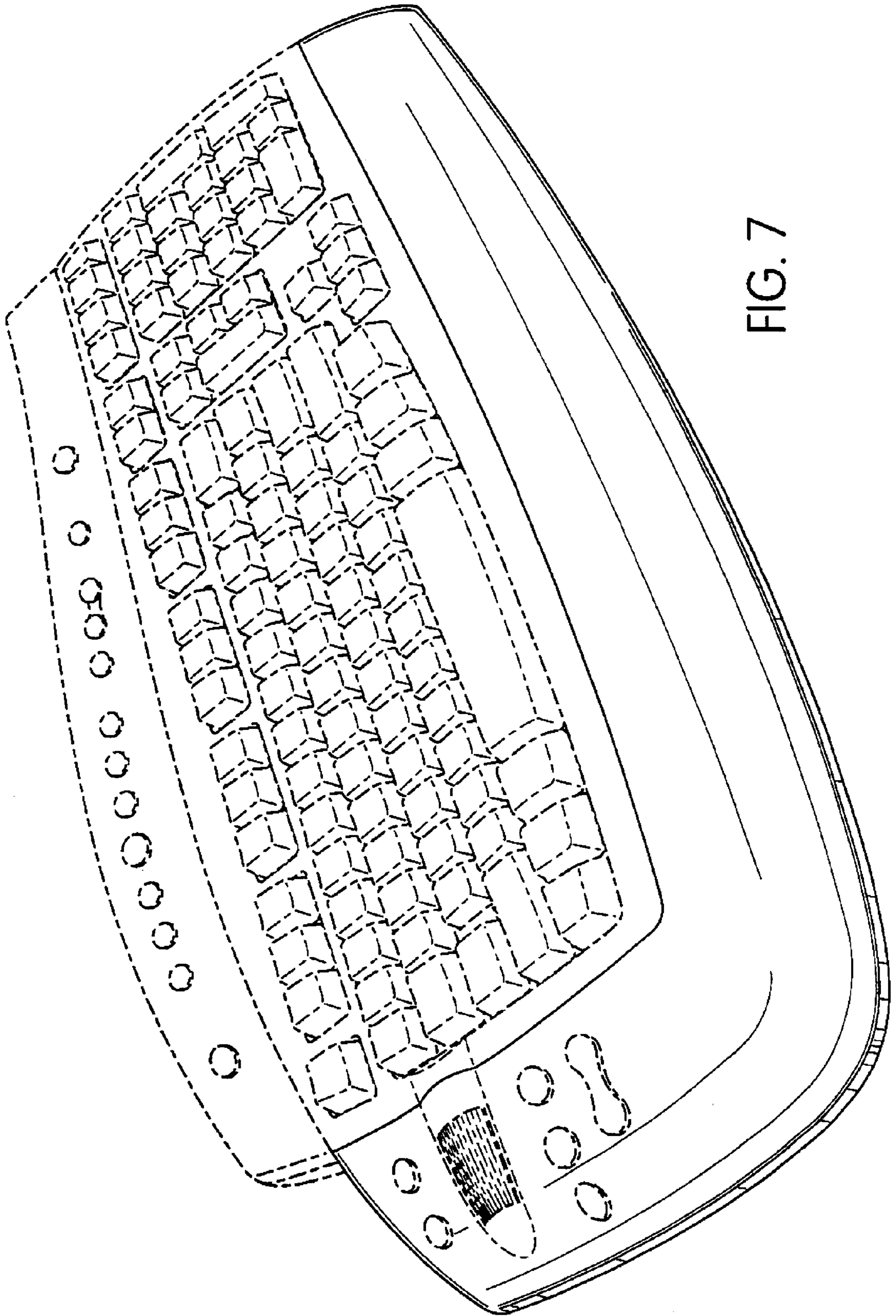


FIG. 7