



US00D451878B1

(12) **United States Design Patent**
Logan

(10) **Patent No.:** **US D451,878 S**

(45) **Date of Patent:** **** Dec. 11, 2001**

(54) **PICKUP TRUCK BED RAIL PROTECTOR**

(75) Inventor: **Gerald A. Logan**, Portland, OR (US)

(73) Assignee: **Bushwacker, Inc.**, Portland, OR (US)

(**) Term: **14 Years**

(21) Appl. No.: **29/116,517**

(22) Filed: **Jan. 3, 2000**

(51) **LOC (7) Cl.** **12-06**

(52) **U.S. Cl.** **D12/221; D12/98**

(58) **Field of Search** **D12/98, 221; 296/26.09,**
296/24.1, 37.6, 37.8

(56) **References Cited**

U.S. PATENT DOCUMENTS

- D. 343,809 * 2/1994 Cannon D12/223
- D. 379,439 * 5/1997 Bradley D12/98
- D. 414,137 * 9/1999 Aros et al. D12/98
- D. 414,139 * 9/1999 Aros et al. D12/98

OTHER PUBLICATIONS

Wade Automotive magazine advertisement, "The World's Best Fitting BEDCAP. Period." Unknown magazine, published no later than Nov., 1999.

Wade Automotive magazine advertisement, "What's New at Show," referring to SEMA Show. Unknown magazine, published no later than Nov., 1999.

Husky Liners magazine advertisement, "Floormats: The Next Step in Automotive Protection." Unknown magazine, published no later than Nov., 1999.

* cited by examiner

Primary Examiner—Melody N. Brown

(74) *Attorney, Agent, or Firm*—Kolisch, Hartwell, Dickinson, McCormack & Heuser, PC

(57) **CLAIM**

The ornamental design for a pickup truck bed rail protector, as shown and described.

DESCRIPTION

FIG. 1 is an isometric view of a first embodiment of a pickup truck bed rail protector constructed with the present invention;

FIG. 2 is a right side view of the embodiment of FIG. 1, the left side being a mirror image of the right side;

FIG. 3 is a back view of the embodiment of FIG. 1, the front being a mirror image of the back;

FIG. 4 is a top view of a front half of a pickup truck bed rail protector, a back half being a mirror image of the front half;

FIG. 5 is a bottom view of the front half of a first configuration of the bottom of a pickup bed rail protector, a back half being a mirror image of the front half;

FIG. 6 is a bottom view of the front half of a second configuration of the bottom of a pickup bed rail protector, the back half being a mirror image of the front half;

FIG. 7 is an isometric view of a second embodiment of a pickup bed rail protector constructed in accordance with the present invention;

FIG. 8 is a right side view of the embodiment of FIG. 7, the left side being a mirror image of the right side;

FIG. 9 is a back view of the embodiment of FIG. 7, the front being a mirror image of the back;

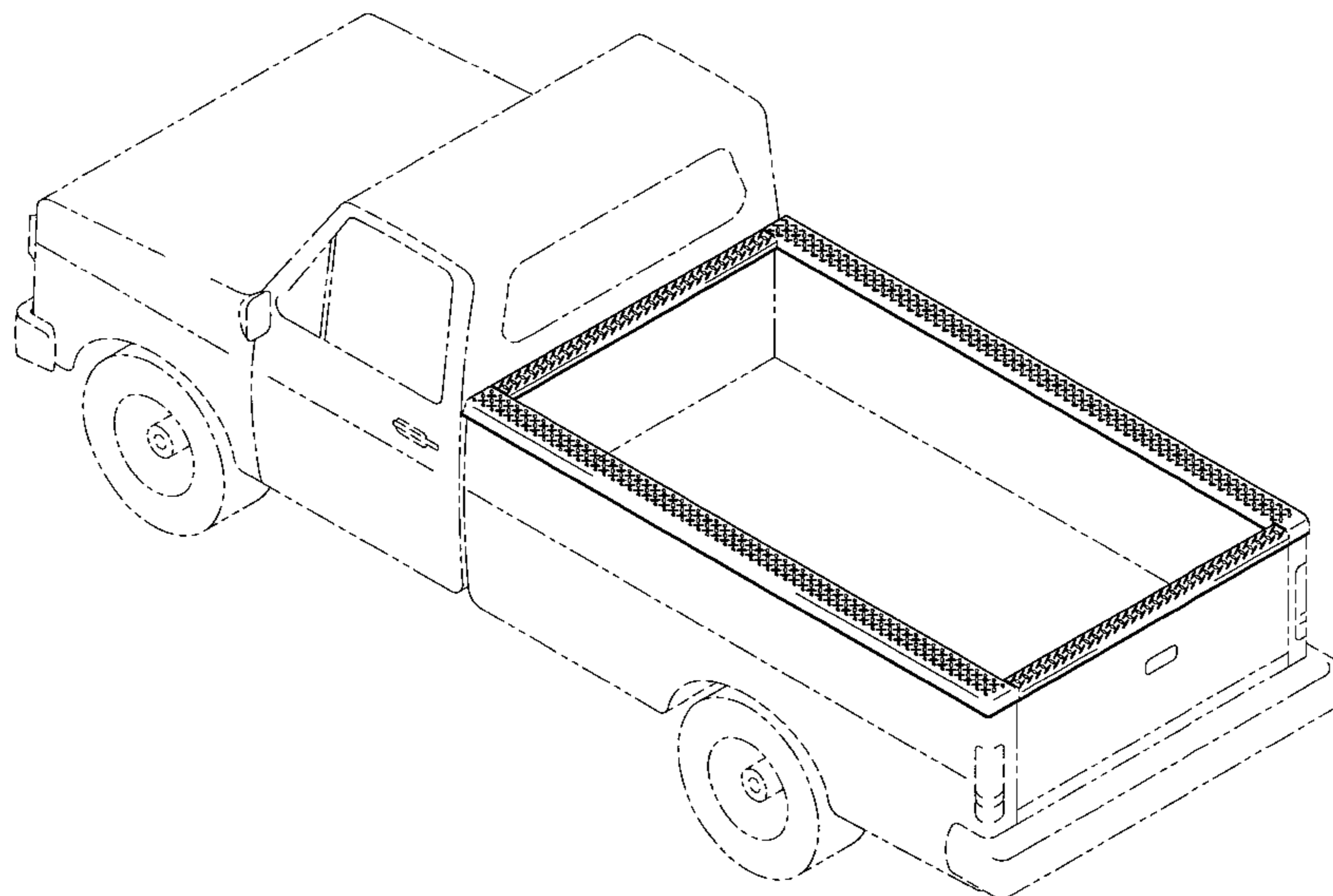
FIG. 10 is an isometric view of a third embodiment of a pickup bed rail protector constructed in accordance with the present invention;

FIG. 11 is a right side view of the embodiment of FIG. 10, the left side being a mirror image of the right side; and,

FIG. 12 is a back view of the embodiment of FIG. 10, the front being a mirror image of the back.

The broken lines shown in FIGS. 1-3 and 7-10 are for illustrative purposes only and form no part of the claimed design.

1 Claim, 7 Drawing Sheets



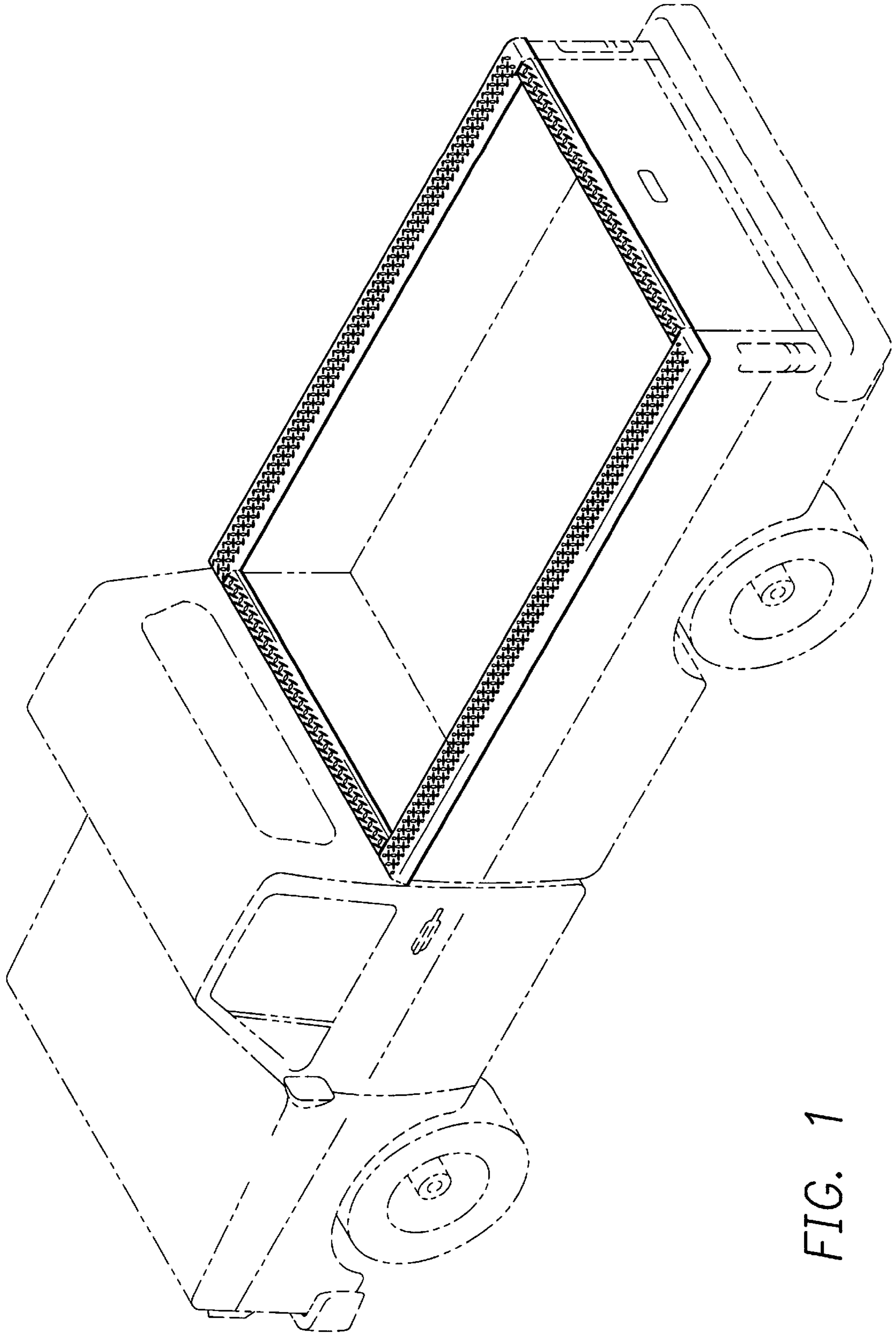


FIG. 1



FIG. 2



FIG. 3

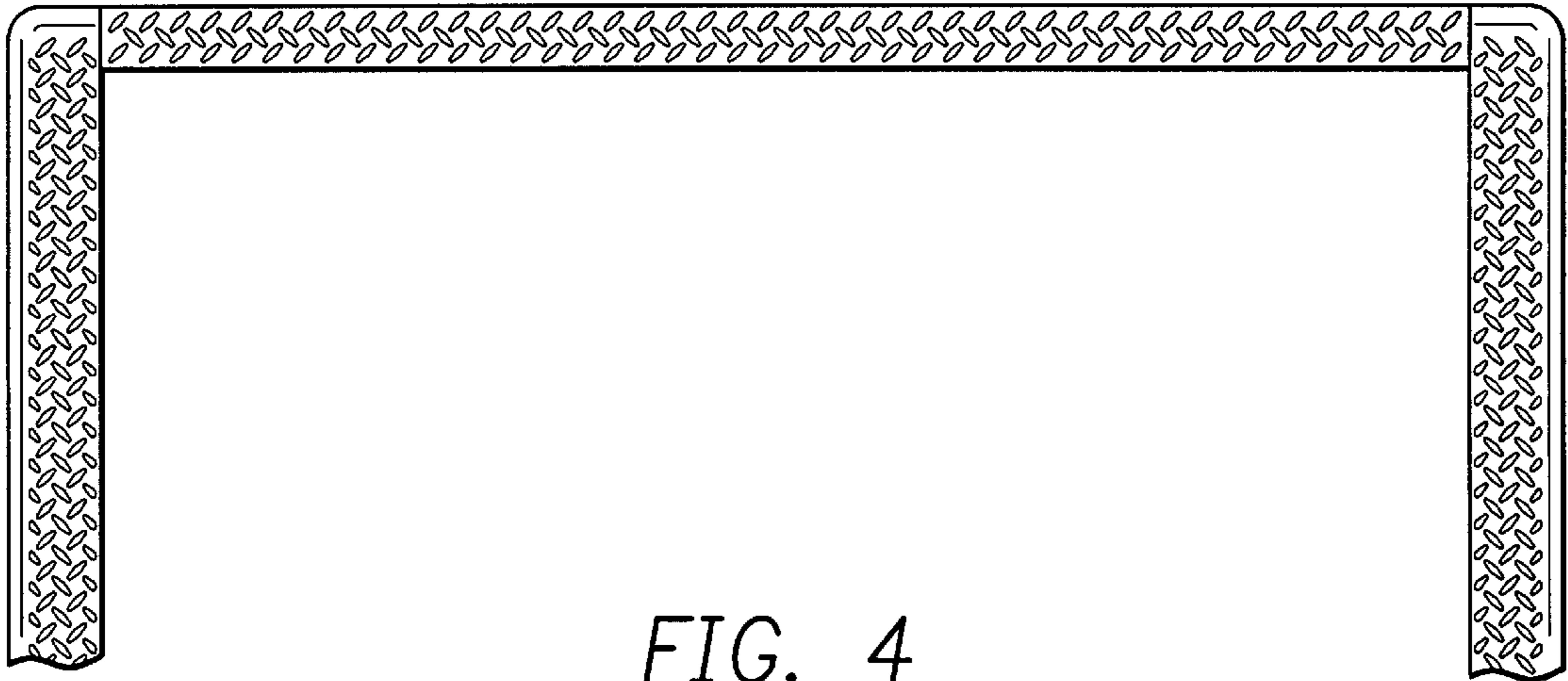


FIG. 4

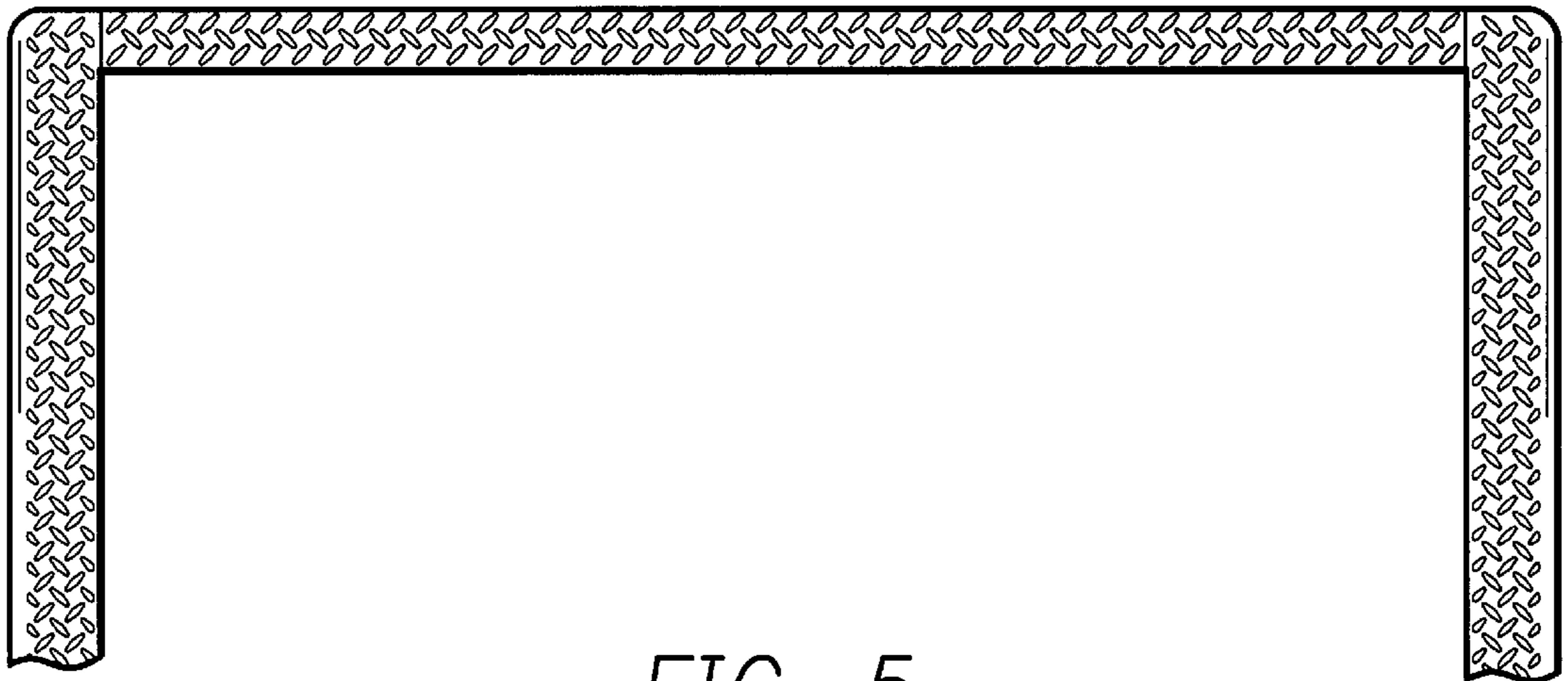


FIG. 5

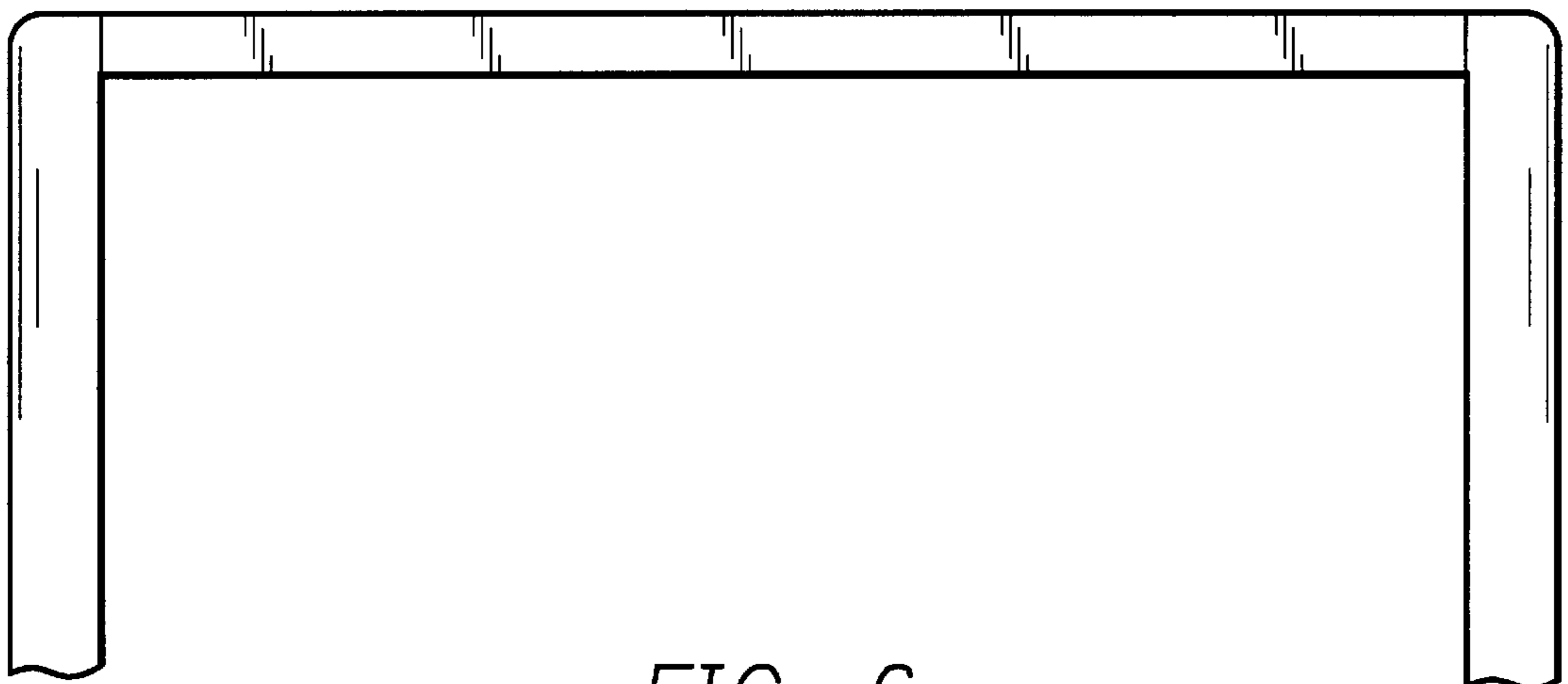


FIG. 6

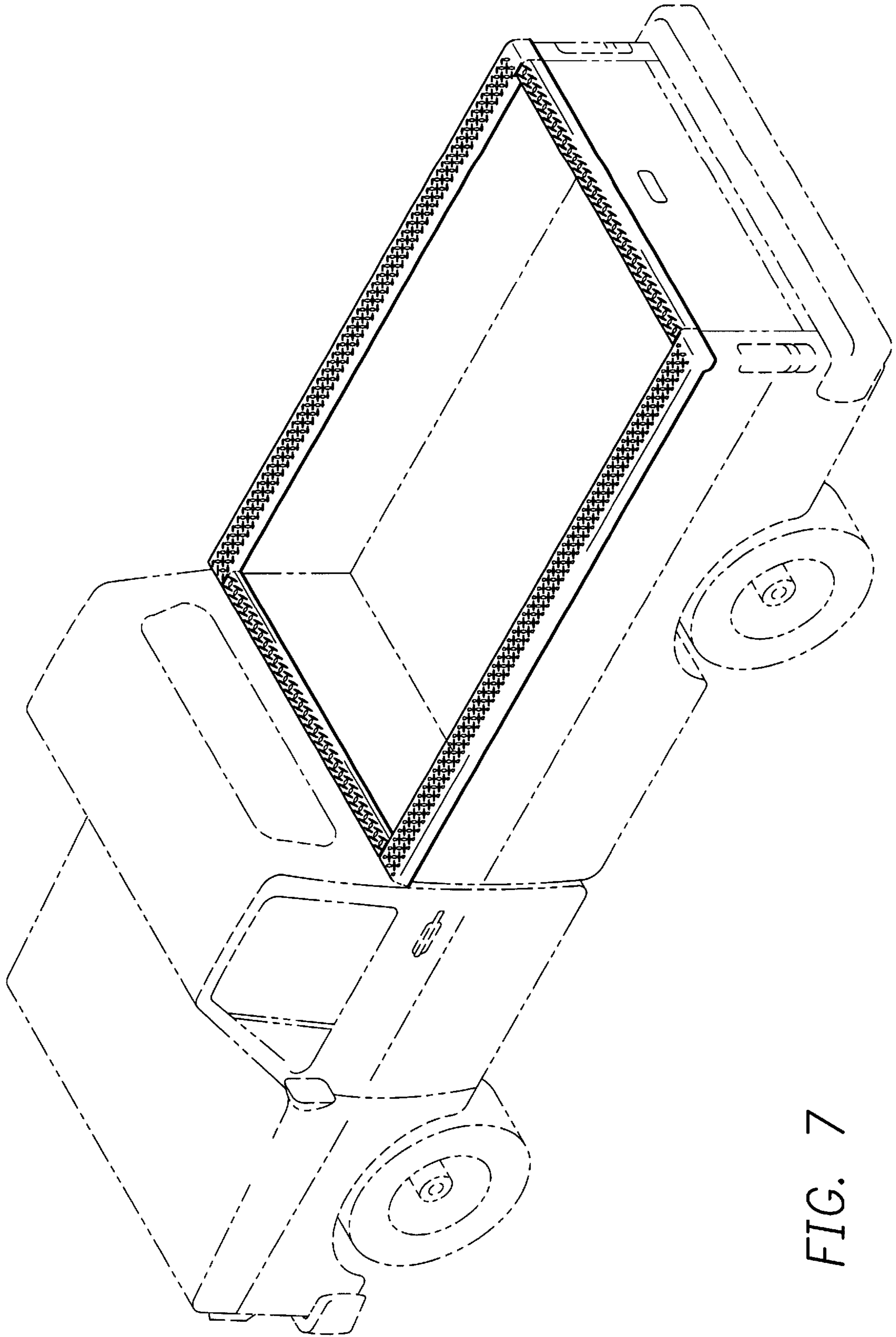


FIG. 7



FIG. 8



FIG. 9

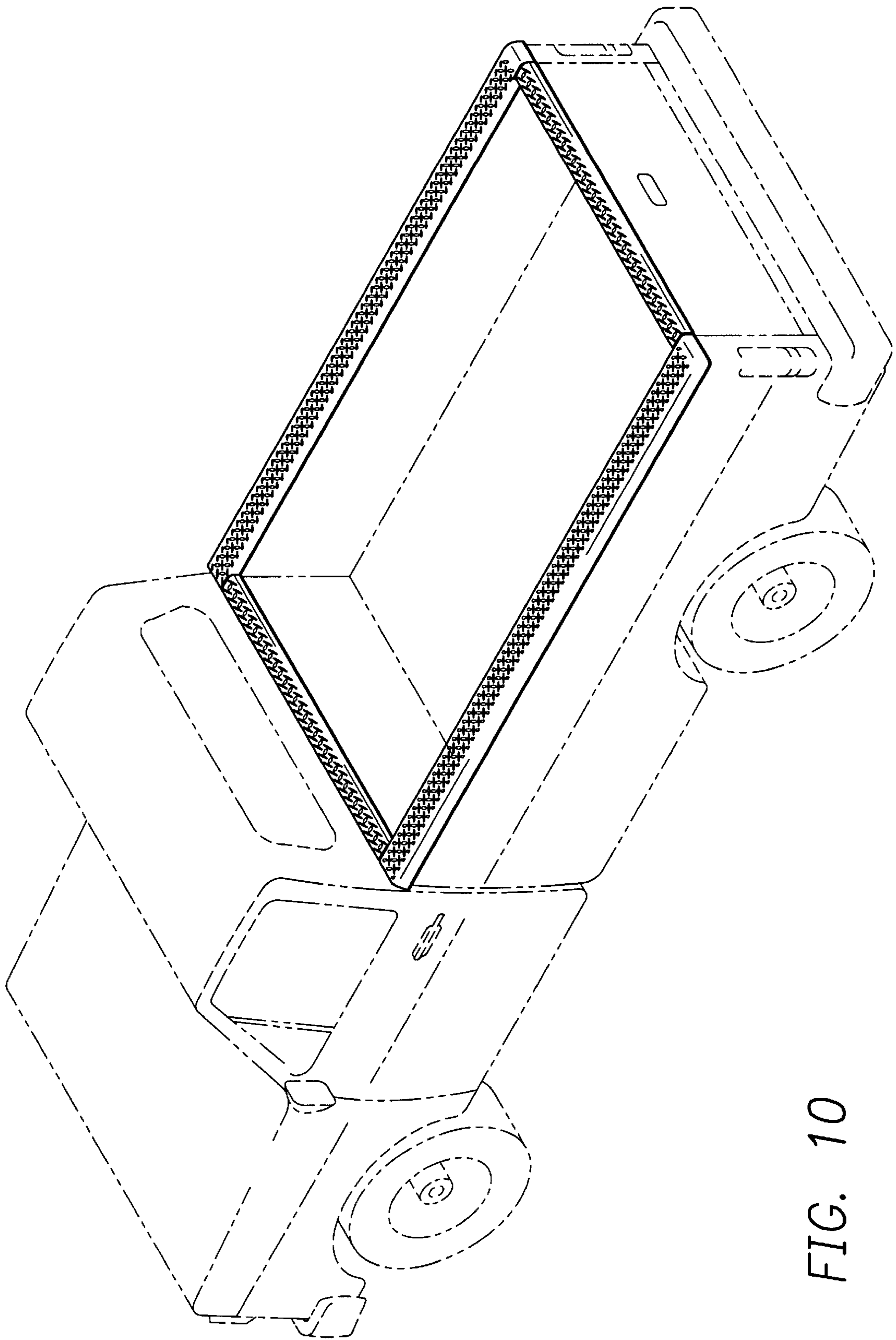


FIG. 10



FIG. 11



FIG. 12