



US00D451875B1

(12) **United States Design Patent**
Arellano

(10) **Patent No.: US D451,875 S**

(45) **Date of Patent: ** Dec. 11, 2001**

(54) **WHEEL**

(75) **Inventor: Joe Arellano, Temecula, CA (US)**

(73) **Assignee: Ultra Wheel Co., Buena Park, CA (US)**

(**) **Term: 14 Years**

(21) **Appl. No.: 29/136,465**

(22) **Filed: Jan. 30, 2001**

(51) **LOC (7) Cl. 12-16**

(52) **U.S. Cl. D12/209**

(58) **Field of Search D12/204-211;
301/37.1, 64.1, 65**

D. 436,340	*	1/2001	Kaucher	D12/209
D. 440,198	*	4/2001	Ivanova et al.	D12/209
D. 442,134	*	5/2001	Chung	D12/209
D. 442,535	*	5/2001	Lotson	D12/209
D. 442,905	*	5/2001	Herrera	D12/209

* cited by examiner

Primary Examiner—Stacia Cadmus

(74) *Attorney, Agent, or Firm—Christie, Parker & Hale, LLP*

(57) **CLAIM**

The ornamental design for a wheel, as shown and described.

DESCRIPTION

FIG. 1 is a perspective view of a wheel showing my new design;

FIG. 2 is a front elevational view thereof; and,

FIG. 3 is a cross-sectional view thereof taken along the line 3—3 in FIG. 2.

The broken line disclosure in FIGS. 1-3 is for illustrative purposes only and forms no part of the claimed design.

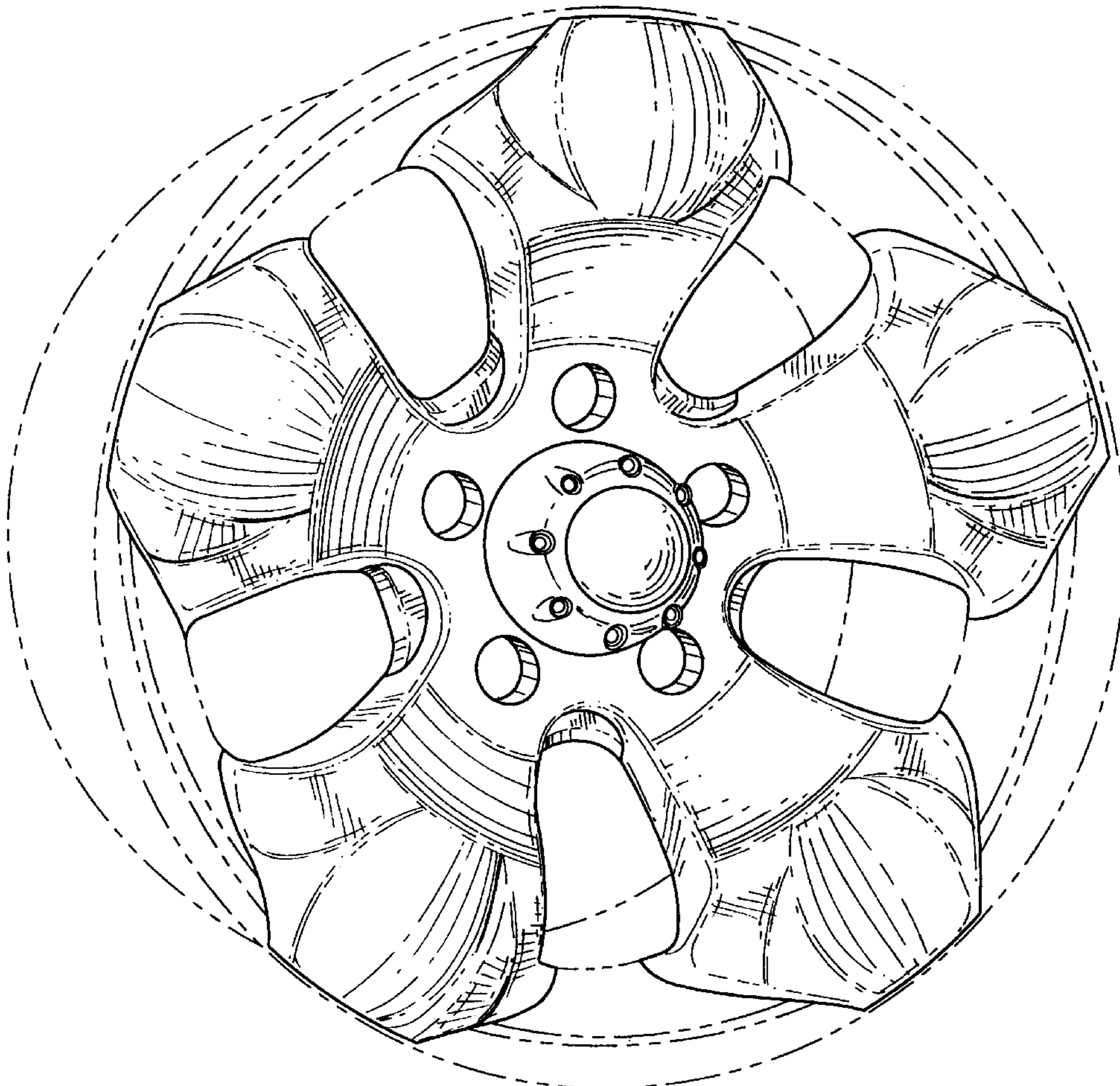
The rear of the wheel forms no part of the claimed design.

(56) **References Cited**

U.S. PATENT DOCUMENTS

D. 409,967	*	5/1999	Chung	D12/209
D. 414,154	*	9/1999	Carter	D12/209
D. 431,515	*	10/2000	Donikoglu	D12/209
D. 433,373	*	11/2000	Hussaini et al.	D12/209
D. 433,375	*	11/2000	Fitzgerald	D12/209
D. 435,006	*	12/2000	Brown	D12/209

1 Claim, 2 Drawing Sheets



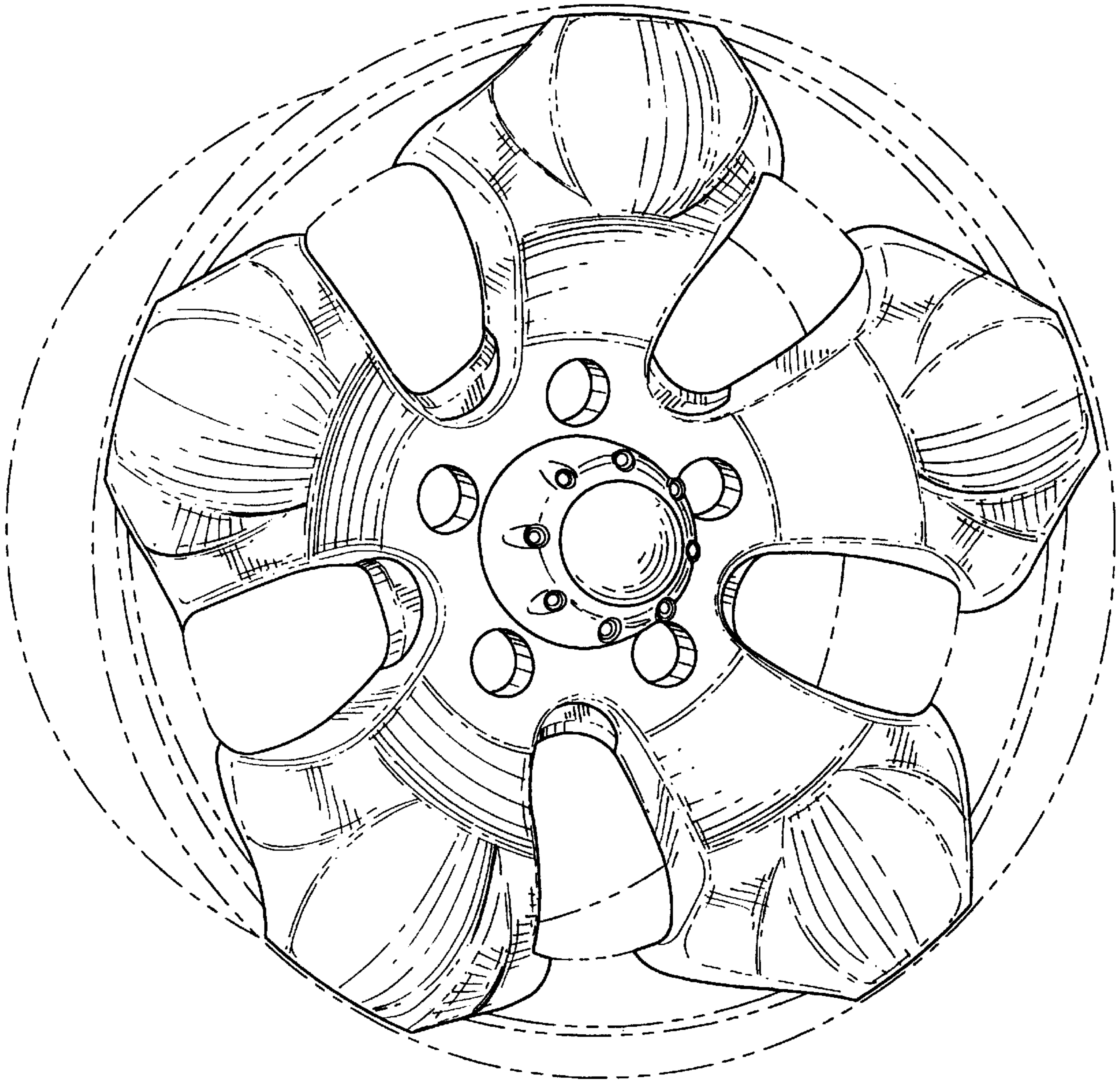


FIG. 1

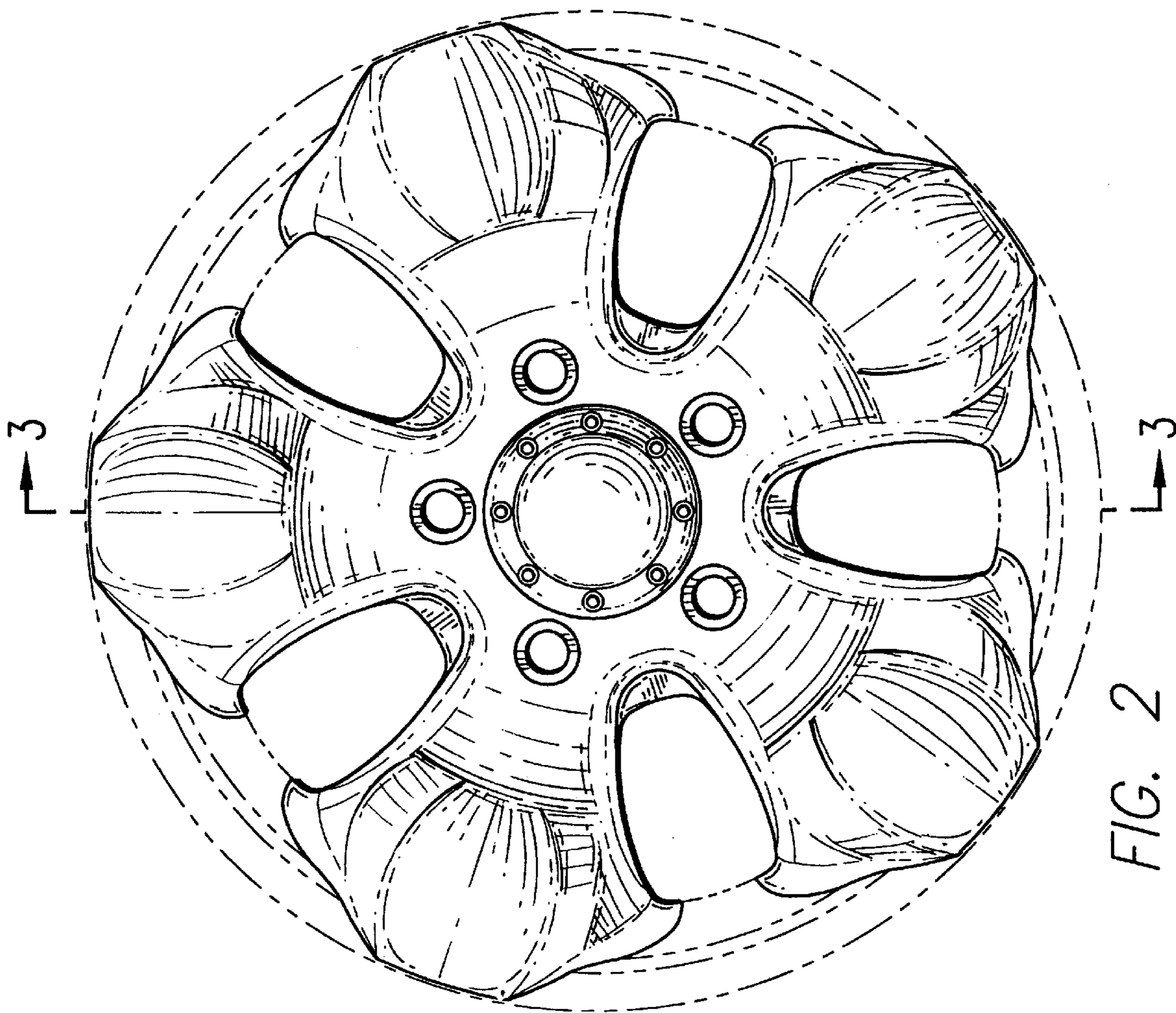


FIG. 2

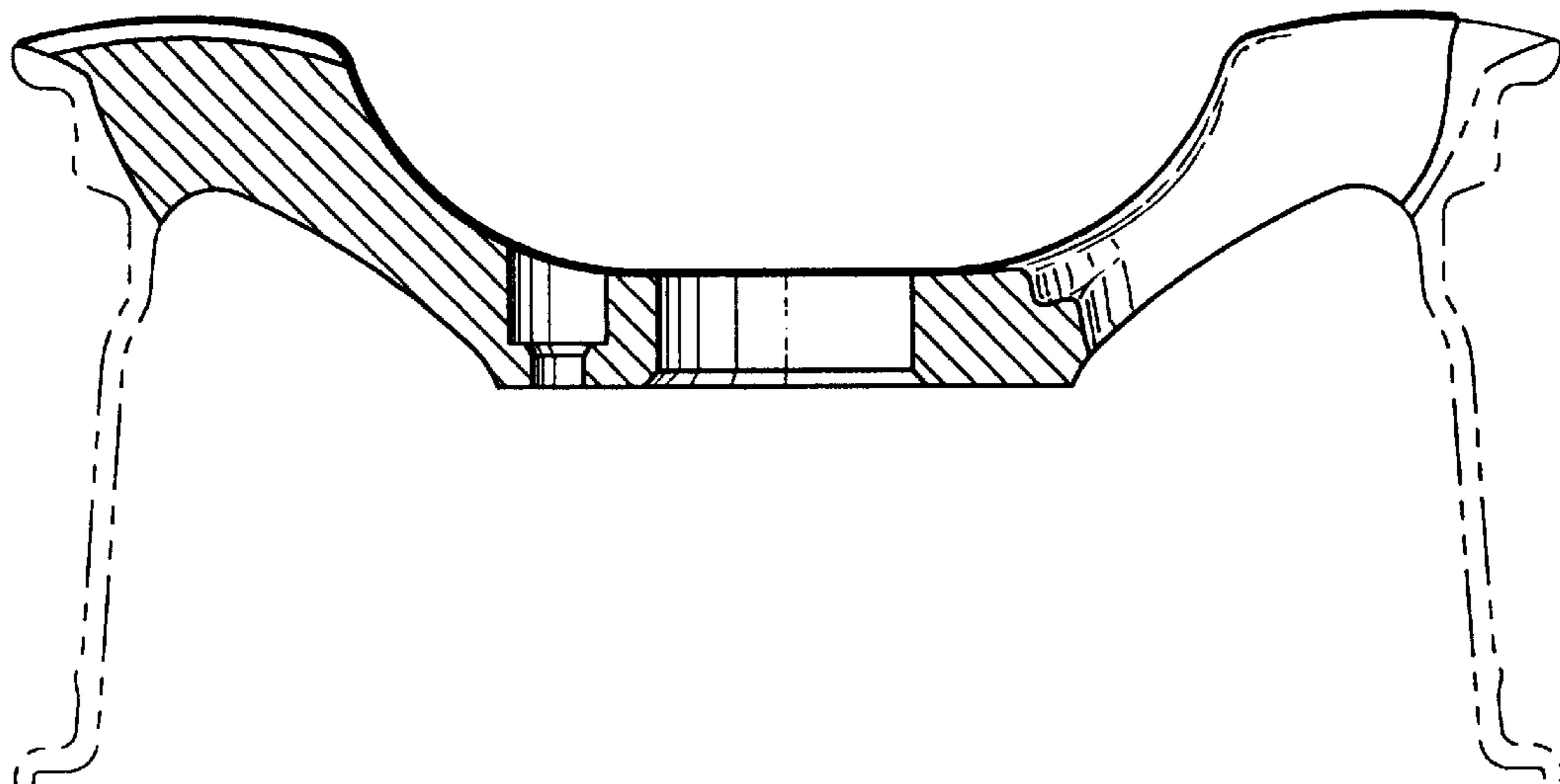


FIG. 3