



US00D451867B1

(12) **United States Design Patent**  
**Clark et al.**

(10) **Patent No.:** **US D451,867 S**

(45) **Date of Patent:** **\*\* Dec. 11, 2001**

(54) **TIRE TREAD**

(75) Inventors: **John Kevin Clark**, Copley; **Charles Kenneth Schmalix**, Canal Fulton; **Lonita Sue Mast**, Uniontown; **Randall Raymond Brayer**, North Canton; **Joseph Louis Aull**, Massillon, all of OH (US)

(73) Assignee: **The Goodyear Tire & Rubber Company**, Akron, OH (US)

(\*\*) Term: **14 Years**

(21) Appl. No.: **29/138,045**

(22) Filed: **Mar. 5, 2001**

(51) **LOC (7) Cl.** ..... **12-15**

(52) **U.S. Cl.** ..... **D12/147**

(58) **Field of Search** ..... D12/134-152;  
152/209.1, 209.3, 209.9, 209.13, 209.28,  
902, 903, 904

(56) **References Cited**

**U.S. PATENT DOCUMENTS**

|            |         |                       |         |
|------------|---------|-----------------------|---------|
| D. 329,627 | 9/1992  | Attinello et al. .... | D12/151 |
| D. 334,364 | 3/1993  | Maitre et al. ....    | D12/147 |
| D. 340,686 | 10/1993 | Baker .....           | D12/147 |
| D. 341,347 | 11/1993 | Kobayashi .....       | D12/147 |
| D. 365,071 | 12/1995 | Hamamoto et al. ....  | D12/149 |
| D. 379,336 | 5/1997  | Hanlon et al. ....    | D12/147 |
| D. 383,714 | 9/1997  | Graas et al. ....     | D12/146 |
| D. 385,521 | 10/1997 | Ratiff, Jr. ....      | D12/147 |
| D. 388,378 | 12/1997 | Ratiff, Jr. ....      | D12/147 |
| D. 395,856 | 7/1998  | Horie et al. ....     | D12/147 |
| D. 397,650 | 9/1998  | Himuro .....          | D12/147 |
| D. 399,798 | 10/1998 | Grosskopf et al. .... | D12/147 |
| D. 400,137 | 10/1998 | Heinen et al. ....    | D12/147 |
| D. 402,945 | 12/1998 | Maxwell et al. ....   | D12/147 |

|            |         |                    |         |
|------------|---------|--------------------|---------|
| D. 407,678 | 4/1999  | Dixon et al. ....  | D12/147 |
| D. 409,123 | 5/1999  | Heinen et al. .... | D12/151 |
| D. 411,151 | 6/1999  | Hubbell, Jr. ....  | D12/147 |
| D. 420,628 | 2/2000  | Ratliff, Jr. ....  | D12/147 |
| D. 420,946 | 2/2000  | Ratliff, Jr. ....  | D12/141 |
| D. 420,955 | 2/2000  | Ratliff, Jr. ....  | D12/147 |
| D. 432,057 | 10/2000 | Himuro .....       | D12/146 |

**OTHER PUBLICATIONS**

Atlas Pacemark Radial GT Tire, 1999 Tread Design Guide, Jan. 1999, p. 12. 2/1.\*

Monarch Ultra HP4 Tire, 1999 Tread Design Guide, Jan. 1999, p. 51. 4/5.\*

Pos-A-Traction Miramas VR Tire, 1999 Tread Design Guide, Jan. 1999, p. 59. 2/5.\*

\* cited by examiner

*Primary Examiner*—Robert M. Spear

(74) *Attorney, Agent, or Firm*—David E. Wheeler

(57) **CLAIM**

The ornamental design for a TIRE TREAD, as shown and described.

**DESCRIPTION**

FIG. 1 is a perspective view of a tire tread showing our new design, it being understood that the pattern repeats uniformly throughout the circumference of the tread;

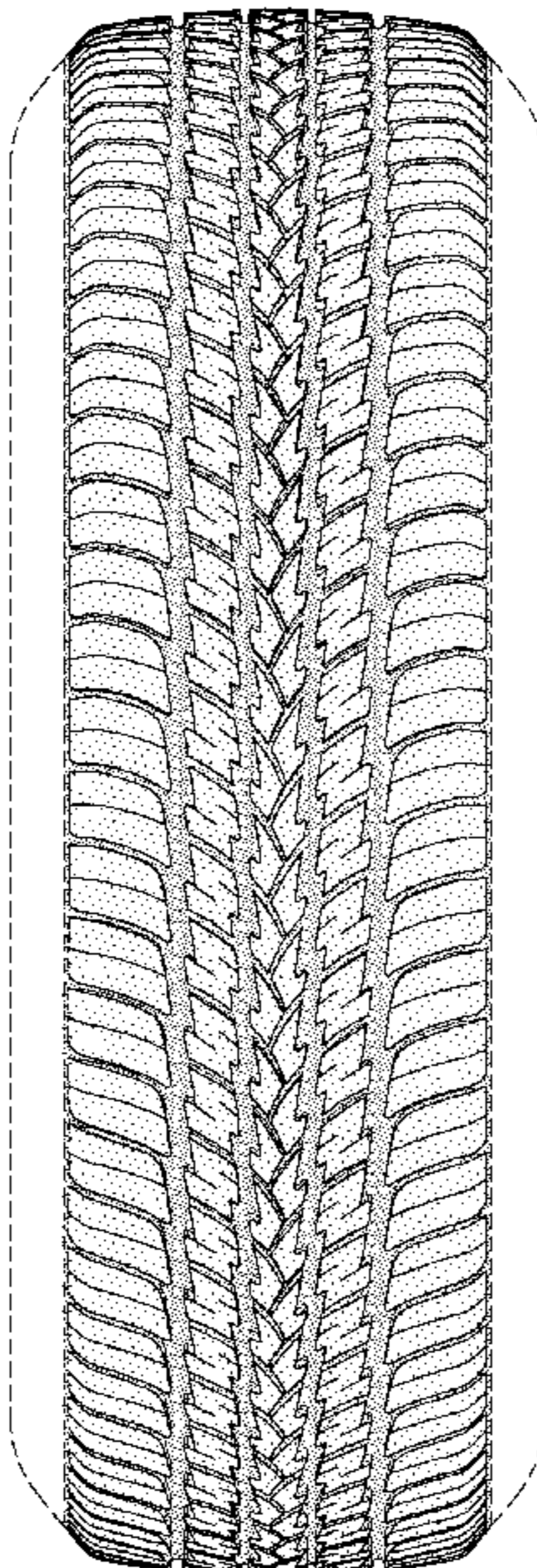
FIG. 2 is a front elevational view thereof;

FIG. 3 is a right side elevational view thereof, the other side being a mirror image of the right side thereof; and,

FIG. 4 is an enlarged fragmentary perspective view.

In the drawings, the broken lines defining the inner bead of the sidewall and the peripheral boundary between the tire tread and the sidewall are for illustrative purposes only and form no part of the claimed design.

**1 Claim, 4 Drawing Sheets**



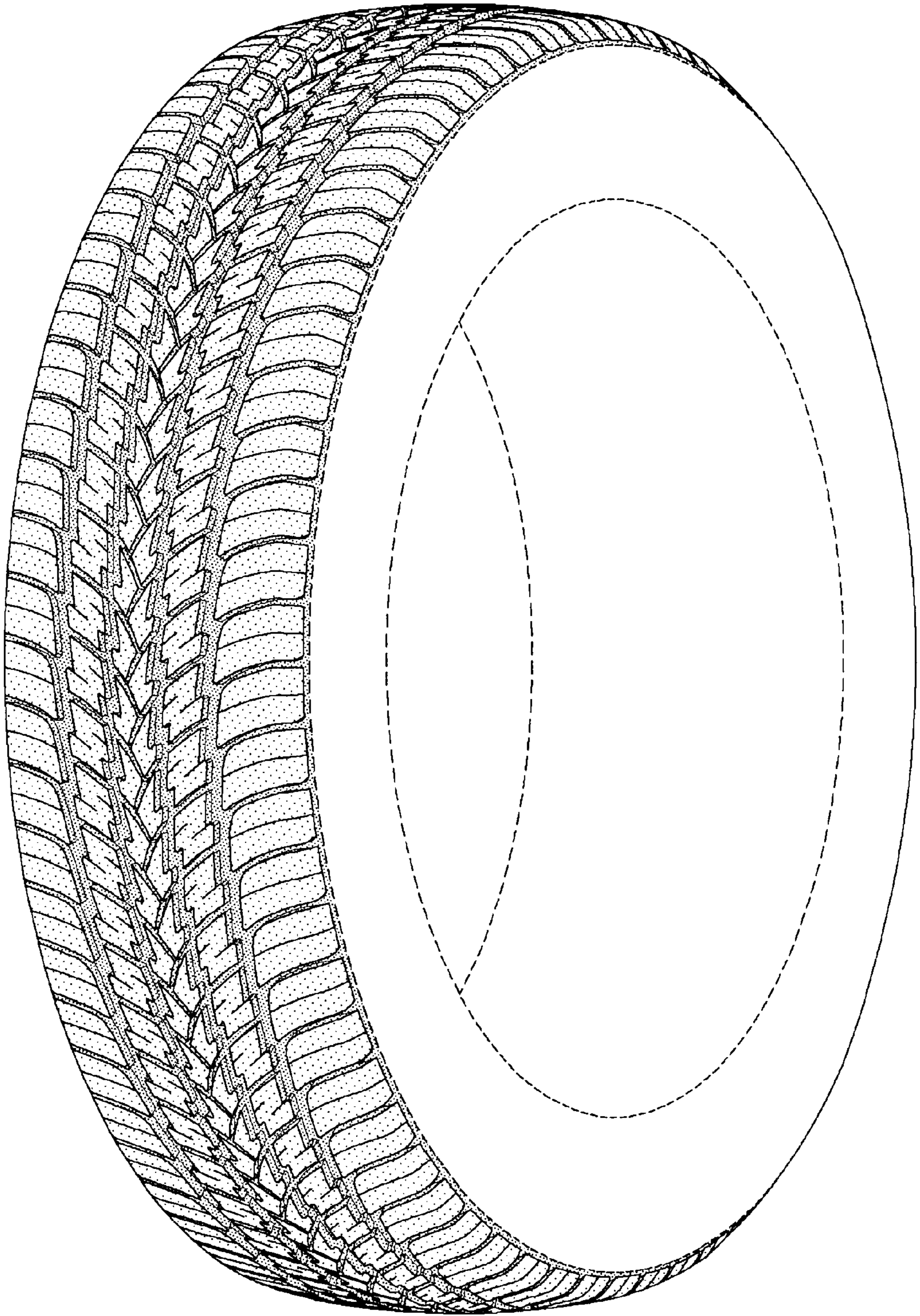


FIG-1

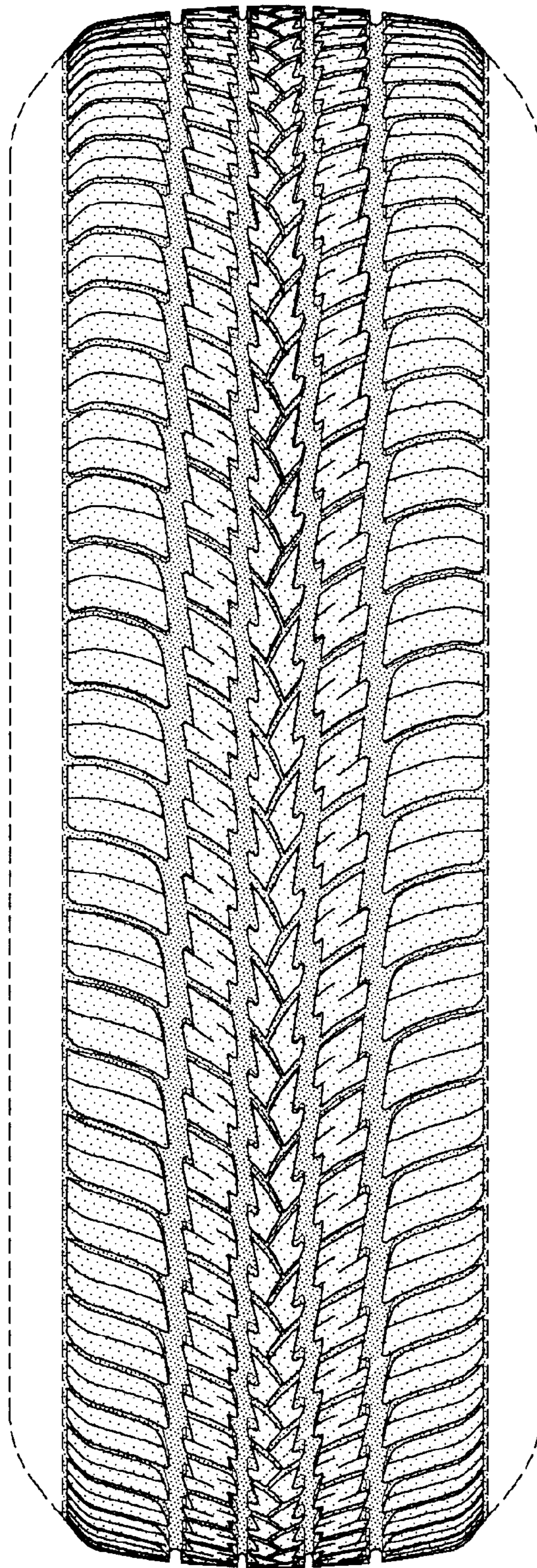


FIG-2

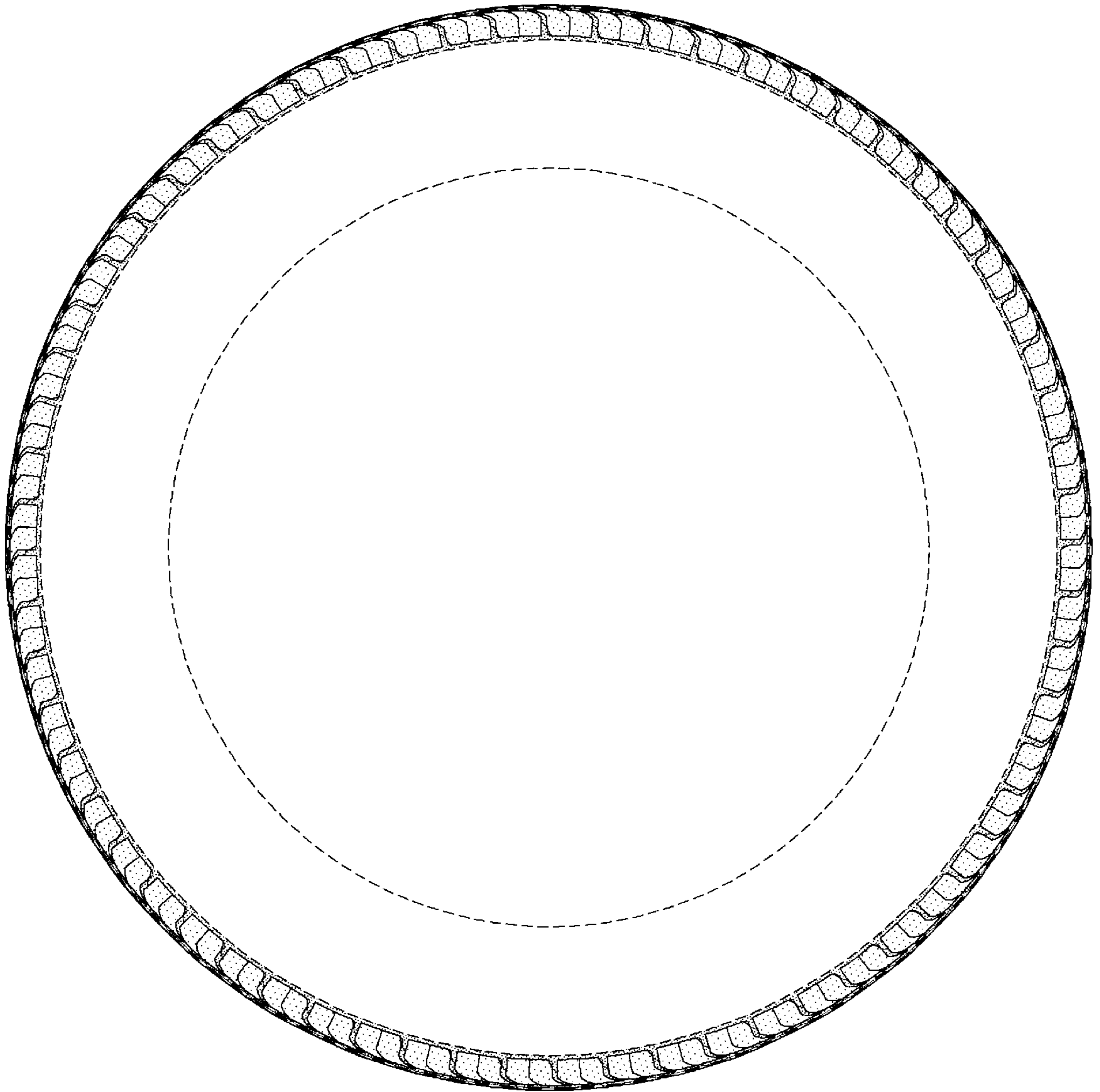


FIG-3

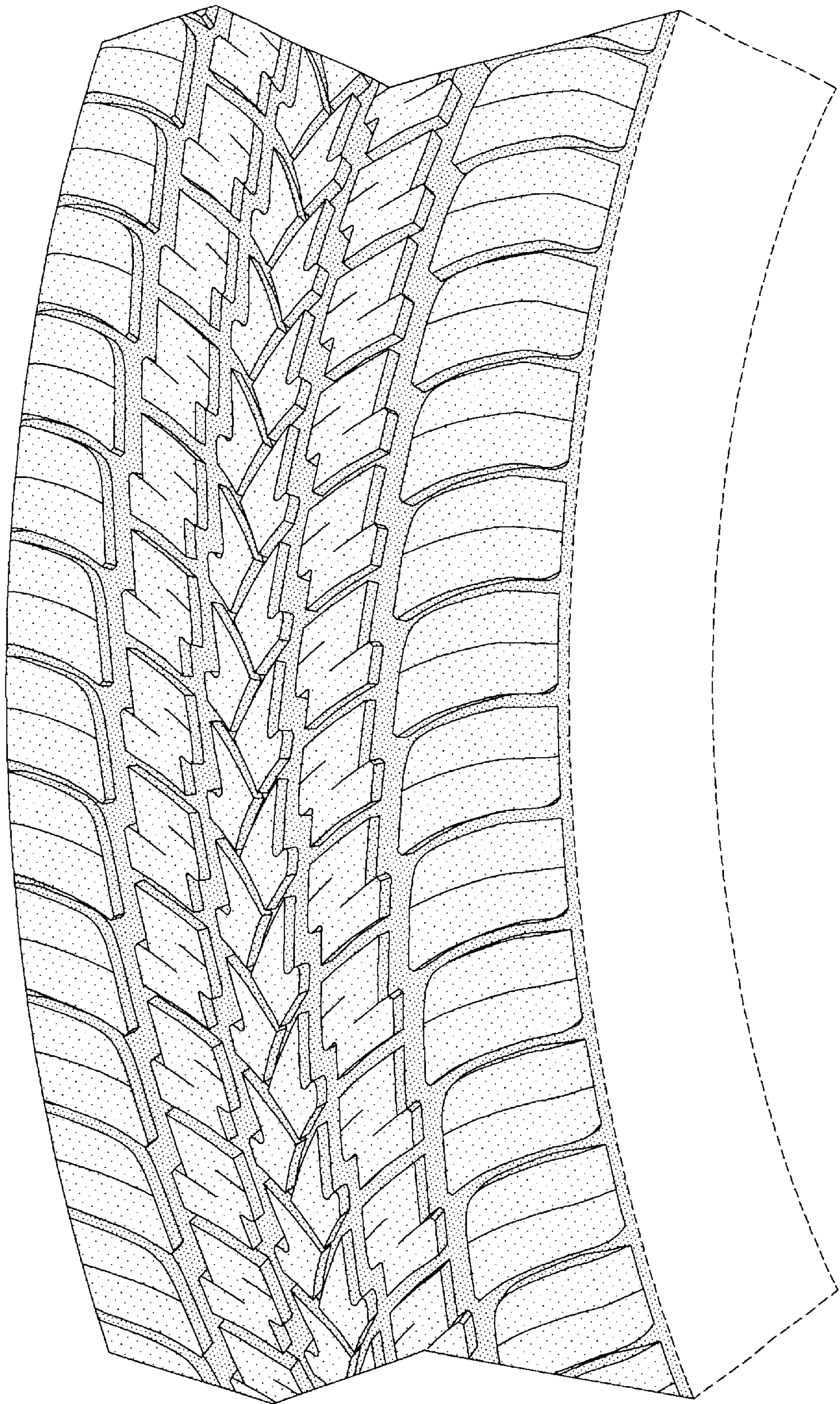


FIG-4