

US00D451862B1

(12) **United States Design Patent**
Graas et al.

(10) **Patent No.:** **US D451,862 S**

(45) **Date of Patent:** **** Dec. 11, 2001**

(54) **TIRE TREAD**

5,804,000 9/1998 Shirai et al. 152/209 R

(75) Inventors: **Maurice Graas**, Reichlange (LU);
Laurent Colantonio, Bastogne (BE)

(73) Assignee: **The Goodyer Tire & Rubber Company**, Akron, OH (US)

(**) Term: **14 Years**

(21) Appl. No.: **29/133,028**

(22) Filed: **Nov. 20, 2000**

(51) **LOC (7) Cl.** **12-15**

(52) **U.S. Cl.** **D12/147**

(58) **Field of Search** D12/500, 505,
D12/506, 507, 515, 516, 517, 518, 519,
520, 524, 531, 532; 152/209.1, 209.8, 209.13,
209.16, 209.25, 901, 902, 903

(56) **References Cited**

U.S. PATENT DOCUMENTS

D. 349,672	8/1994	Seimiya et al.	D12/147
D. 349,673	8/1994	Seimiya et al.	D12/147
D. 383,422	9/1997	Kunos et al.	D12/147
D. 392,226	3/1998	Howald et al.	D12/141
D. 402,241 *	12/1998	Villamizar	D12/597
D. 412,144	7/1999	Demagall et al.	D12/146
D. 429,189	8/2000	Boznar et al.	D12/146
D. 444,741 *	7/2001	Williams	D12/585
4,815,512	3/1989	Gerresheim et al.	152/209 R
5,365,987	11/1994	Ishii et al.	152/209 R

OTHER PUBLICATIONS

Hankook Radial 885 Tire, 1999 Tread Design Guide, Jan. 1999, p. 39. 1/5.*

Fulda Tire Ad, right illustration, Tire Review Magazine, Oct. 1999, p. 21.*

* cited by examiner

Primary Examiner—Robert M. Spear

(74) *Attorney, Agent, or Firm*—David E. Wheeler

(57) **CLAIM**

The ornamental Design for a tire tread, as shown and described.

DESCRIPTION

FIG. 1 is a perspective view of a tire tread showing our new design, it being understood that the pattern repeats uniformly throughout the circumference of the tread;

FIG. 2 is a front elevational view thereof;

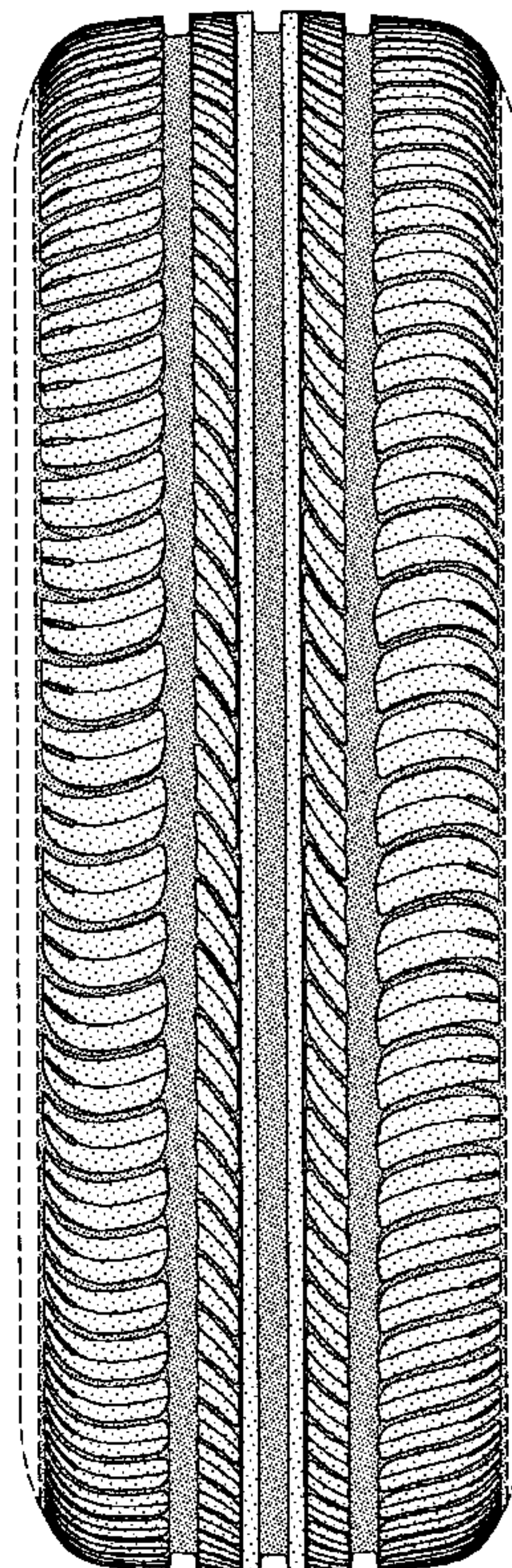
FIG. 3 is a side elevational view thereof, the opposite side elevational view being identical thereto;

FIG. 4 is an enlarged fragmentary perspective view; and,

FIG. 5 is a front elevational view of a tire tread showing a second embodiment thereof.

In the drawings, the broken lines defining the sidewall and inner bead and the peripheral boundary between the tire tread and the sidewall are for illustrative purposes only and form no part of the claimed design.

1 Claim, 5 Drawing Sheets



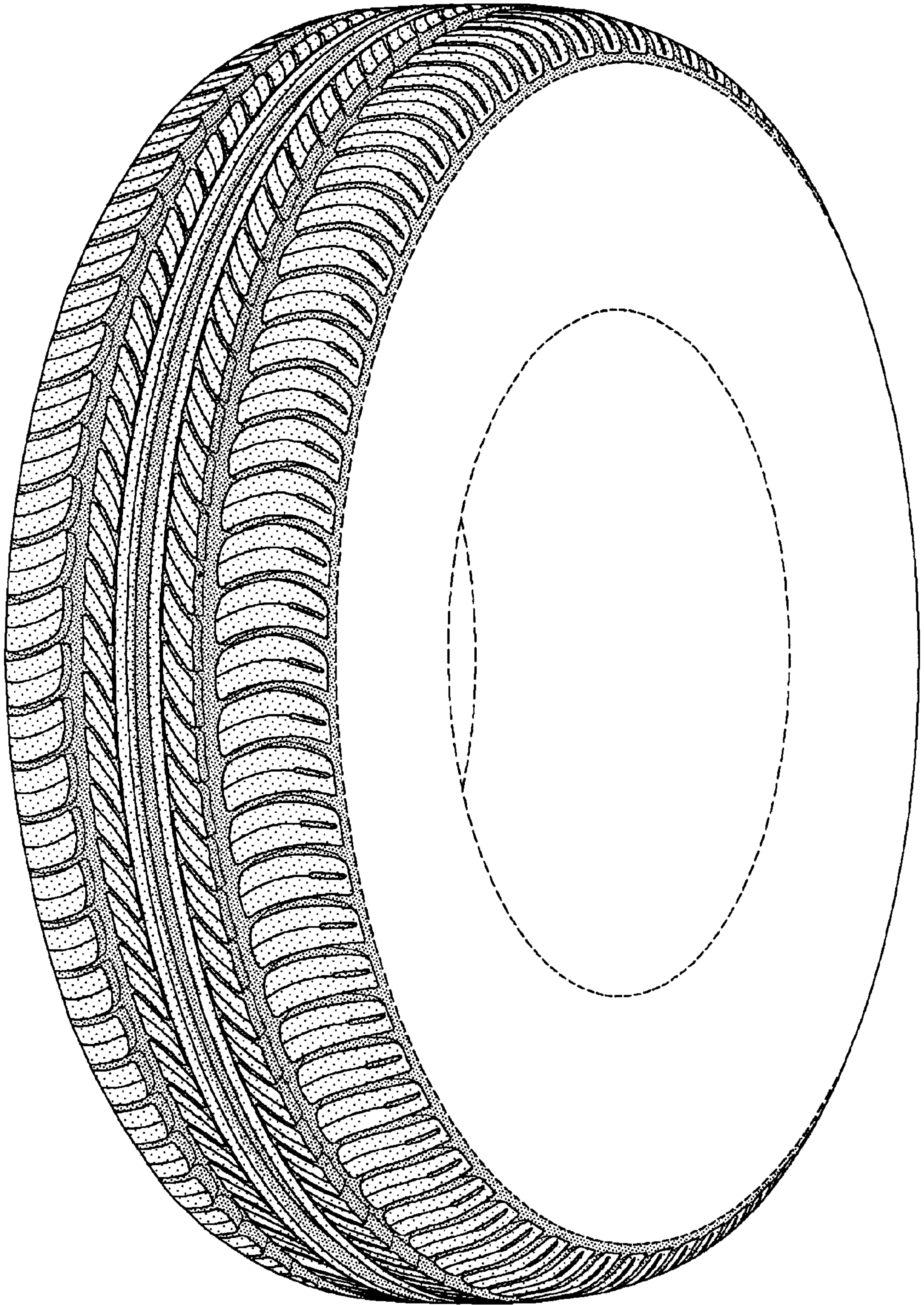


FIG-1

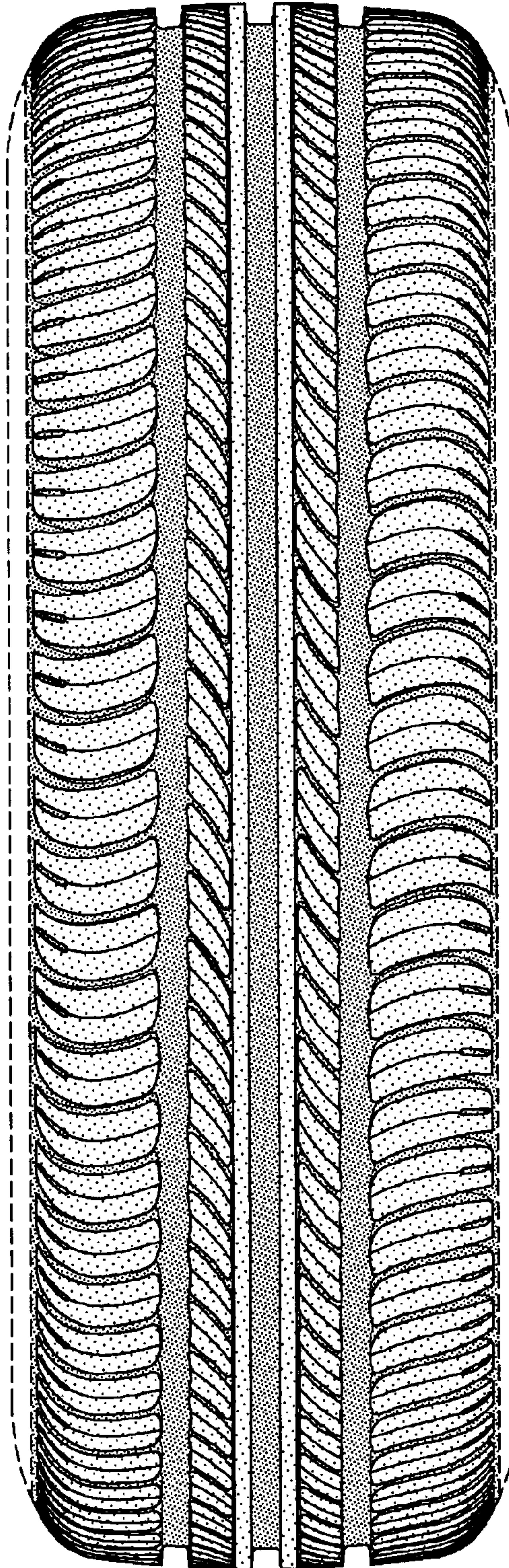


FIG-2

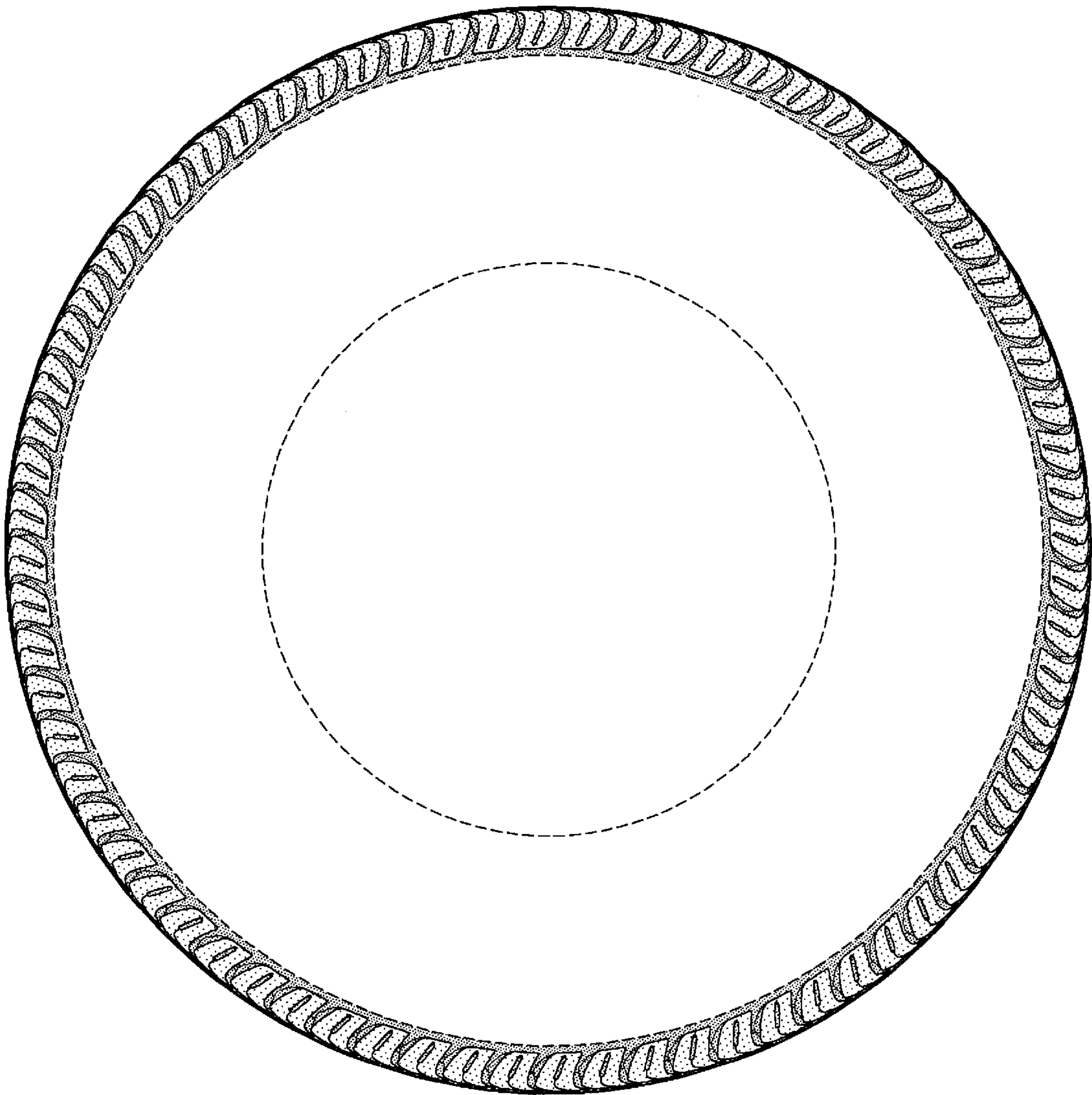


FIG-3

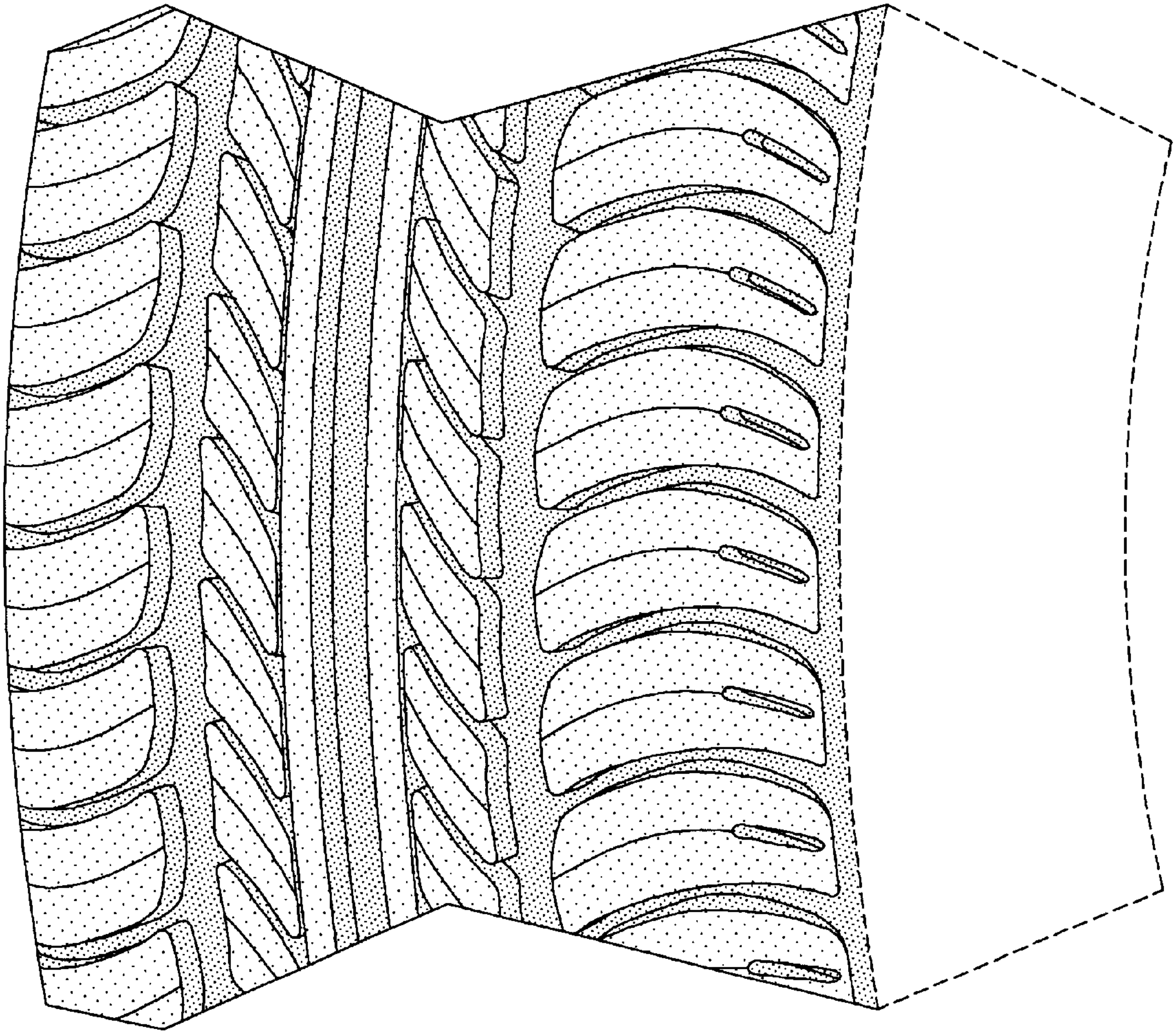


FIG-4

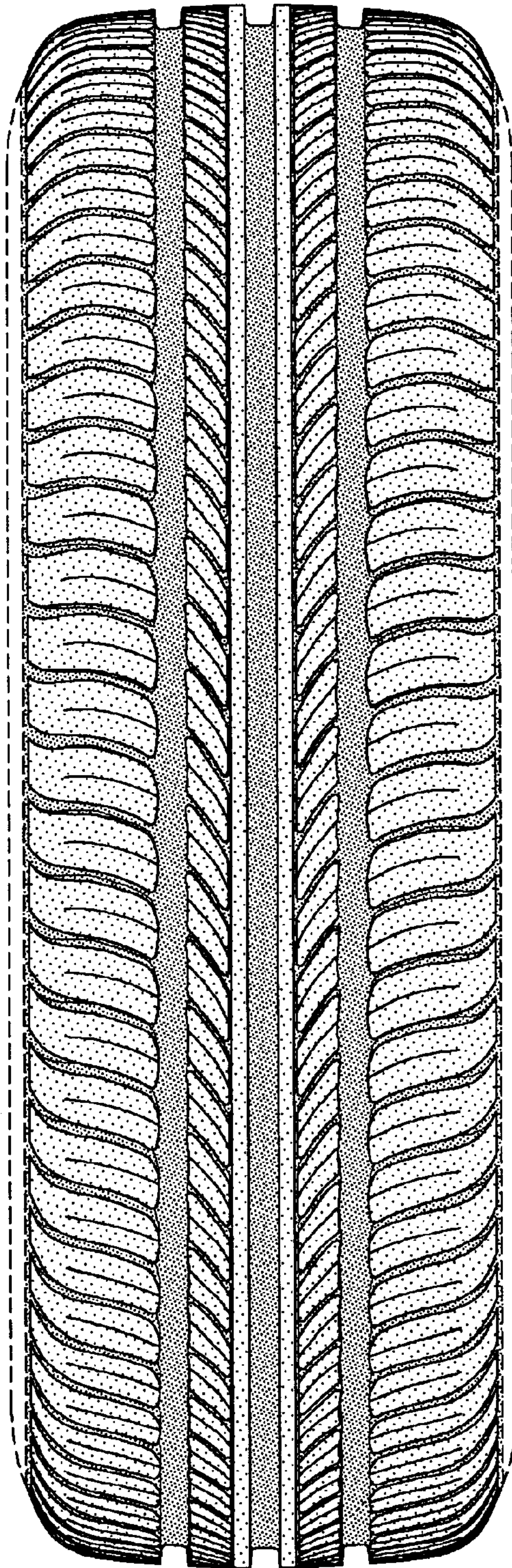


FIG-5