



US00D451861B1

(12) **United States Design Patent**
Graas

(10) **Patent No.:** **US D451,861 S**

(45) **Date of Patent:** **** Dec. 11, 2001**

(54) **TIRE TREAD**

(75) Inventor: **Maurice Graas, Reichlange (LU)**

(73) Assignee: **The Goodyear Tire & Rubber Company, Akron, OH (US)**

(**) Term: **14 Years**

(21) Appl. No.: **29/132,700**

(22) Filed: **Nov. 13, 2000**

(51) **LOC (7) Cl.** **12-15**

(52) **U.S. Cl.** **D12/147**

(58) **Field of Search** **D12/134-152;**
152/209.1, 209.3, 209.9, 209.13, 209.28,
902, 903, 904

(56) **References Cited**

U.S. PATENT DOCUMENTS

- D. 383,714 * 9/1997 Graas et al. D12/146
- D. 429,194 * 8/2000 Heinen et al. D12/147
- D. 429,478 * 8/2000 Heinen et al. D12/147

OTHER PUBLICATIONS

Atlas Pacemark Radial GT Tire, 1999 Tread Design Guide, Jan. 1999, p. 12. 1/3.*

Brigadier Ultra Tech GTV+4 Tire, 1999 Tread Design Guide, Jan. 1999, p. 17. 3/3.*

CO-OP Pacemark Super GT Tire, 1999 Tread Design Guide, Jan. 1999, p. 19. 4/2.*

Dunlop SP Sport W-10 Tire, 1999 Tread Design Guide, Jan. 1999, p. 26. 3/1.*

* cited by examiner

Primary Examiner—Robert M. Spear

(74) *Attorney, Agent, or Firm*—David E. Wheeler

(57) **CLAIM**

The ornamental design for a tire tread, as shown and described.

DESCRIPTION

FIG. 1 is a perspective view of a tire tread showing our new design, it being understood that the pattern repeats uniformly throughout the circumference of the tread;


FIG. 2 is a front elevational view thereof;

FIG. 3 is a side elevational view thereof, the opposite side elevational view being the mirror image thereof; and,

FIG. 4 is an enlarged fragmentary perspective view.

In the drawings, the broken lines defining the inner bead of the sidewall and the peripheral boundary between the tire tread and the sidewall are for illustrative purposes only and form no part of the claimed design.

1 Claim, 4 Drawing Sheets



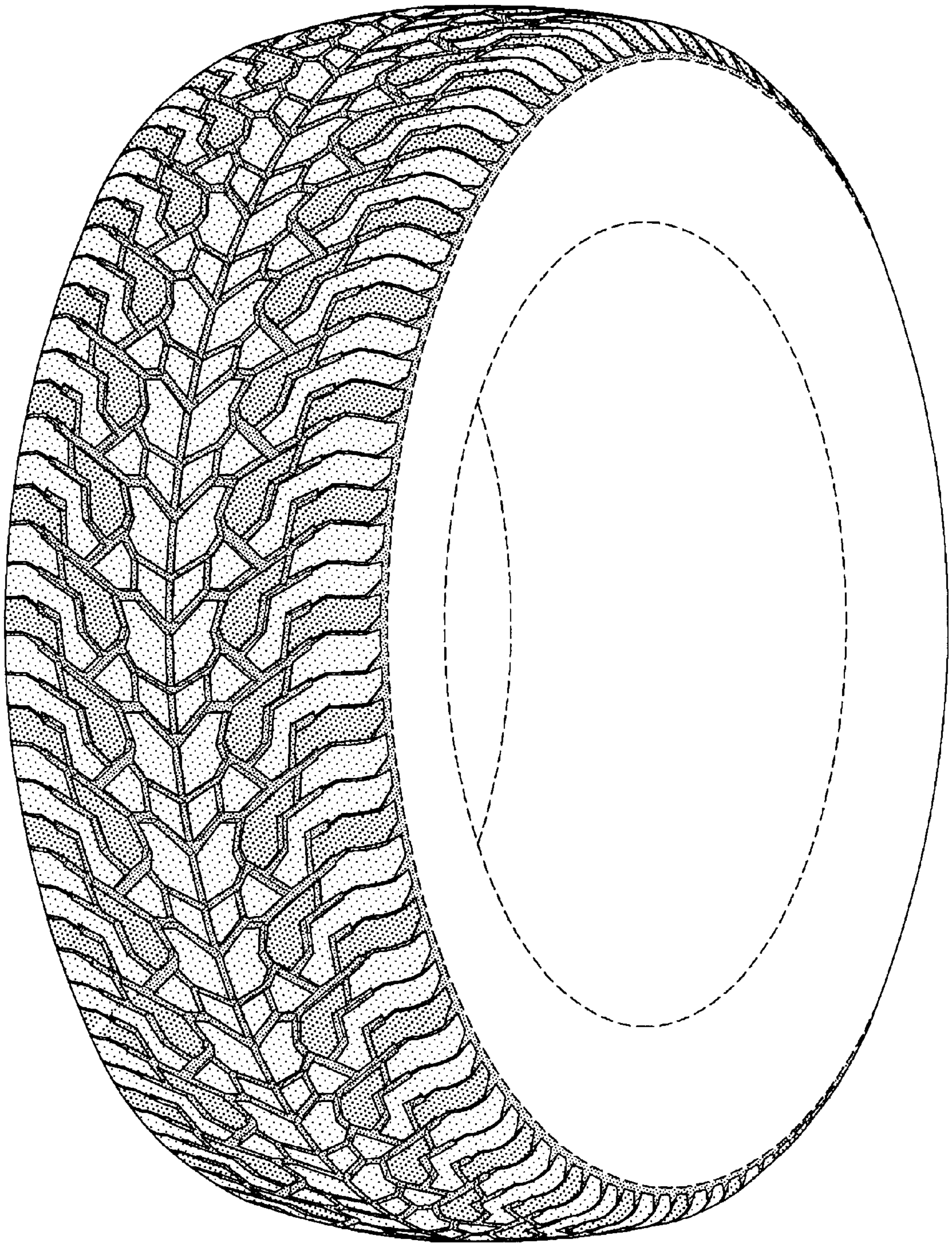


FIG-1




FIG-2

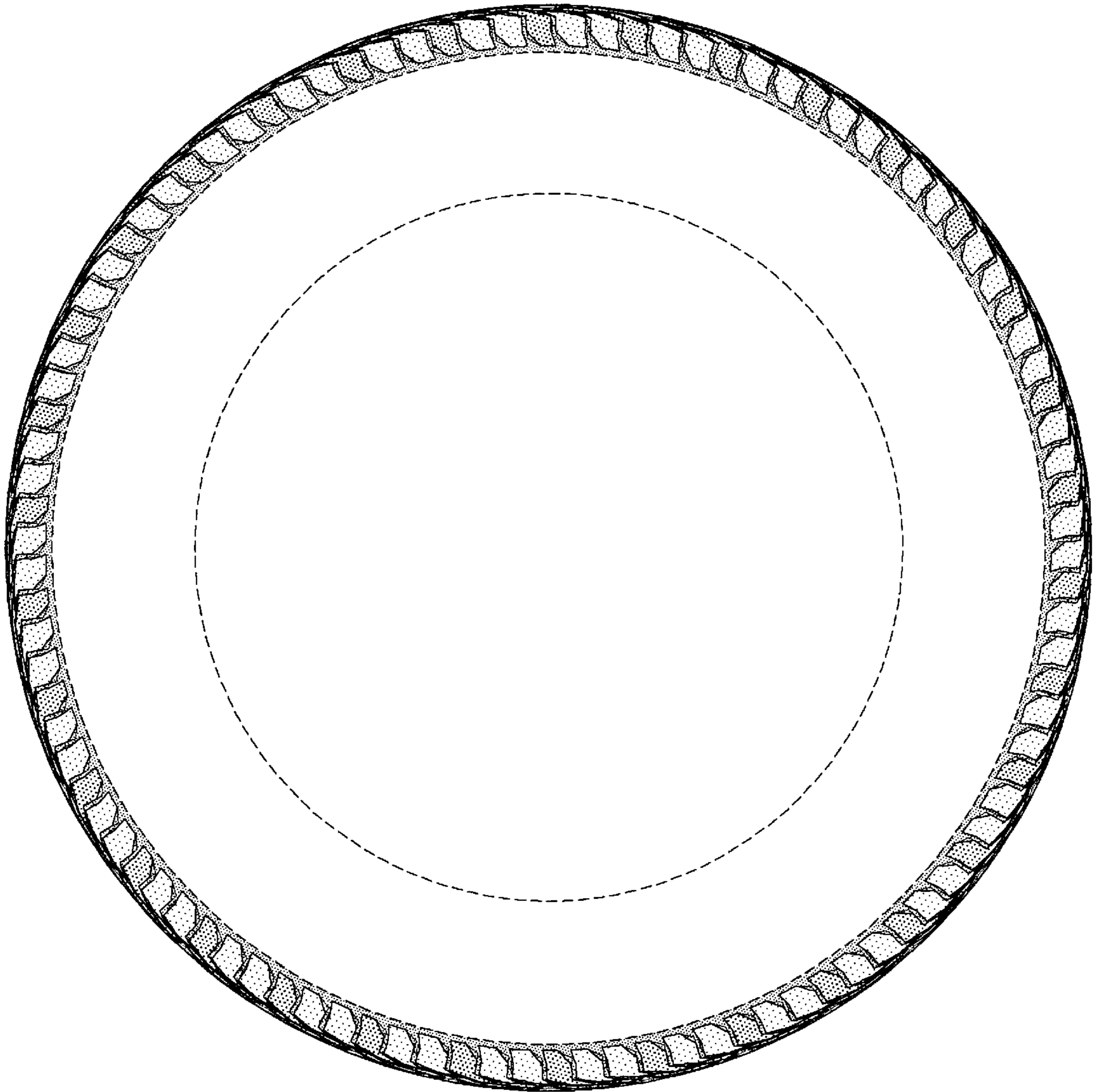


FIG-3

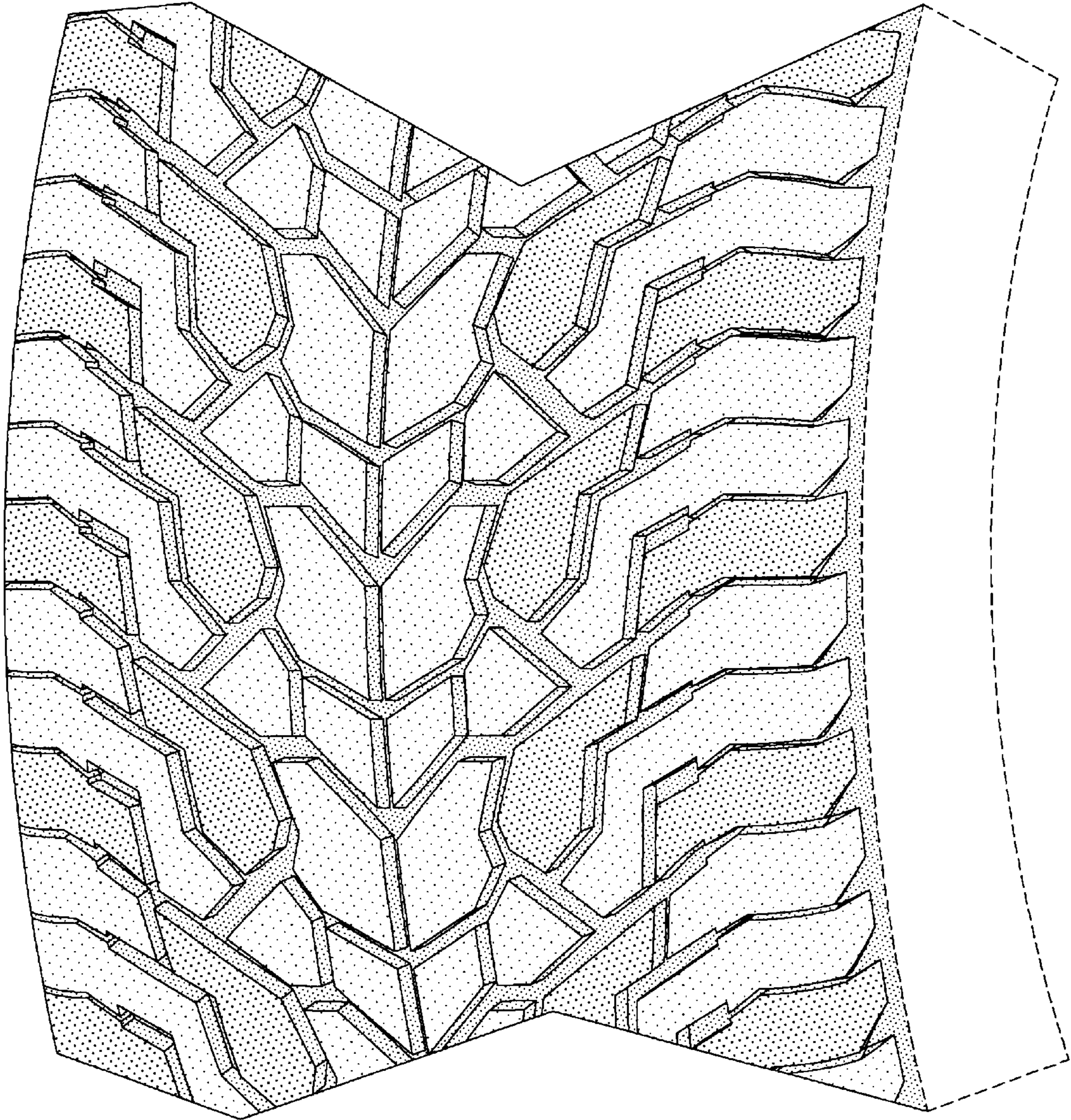


FIG-4