



US00D451858B1

(12) **United States Design Patent**  
**Graas**

(10) **Patent No.:** **US D451,858 S**

(45) **Date of Patent:** **\*\* Dec. 11, 2001**

(54) **TIRE TREAD**

D. 409,954 5/1999 Murata ..... D12/141  
D. 420,955 \* 2/2000 Ratliff, Jr. .... D12/147

(75) Inventor: **Maurice Graas**, Reichlange (LU)

\* cited by examiner

(73) Assignee: **The Goodyear Tire & Rubber Company**, Akron, OH (US)

*Primary Examiner*—Robert M. Spear  
(74) *Attorney, Agent, or Firm*—David E. Wheeler

(\*\*) Term: **14 Years**

(57) **CLAIM**

(21) Appl. No.: **29/128,688**

The ornamental design for a tire tread, as shown and described.

(22) Filed: **Aug. 29, 2000**

**DESCRIPTION**

(51) **LOC (7) Cl.** ..... **12-15**

(52) **U.S. Cl.** ..... **D12/147**

(58) **Field of Search** ..... D12/134-152;  
152/209.1, 209.3, 209.9, 209.13, 209.28,  
902, 903, 904

FIG. 1 is a perspective view of a tire tread showing our new design, it being understood that the pattern repeats uniformly throughout the circumference of the tread;

FIG. 2 is a front elevational view thereof;

FIG. 3 is a side elevational view thereof, the opposite side elevational view being a mirror image thereof; and,

FIG. 4 is an enlarged fragmentary perspective view.

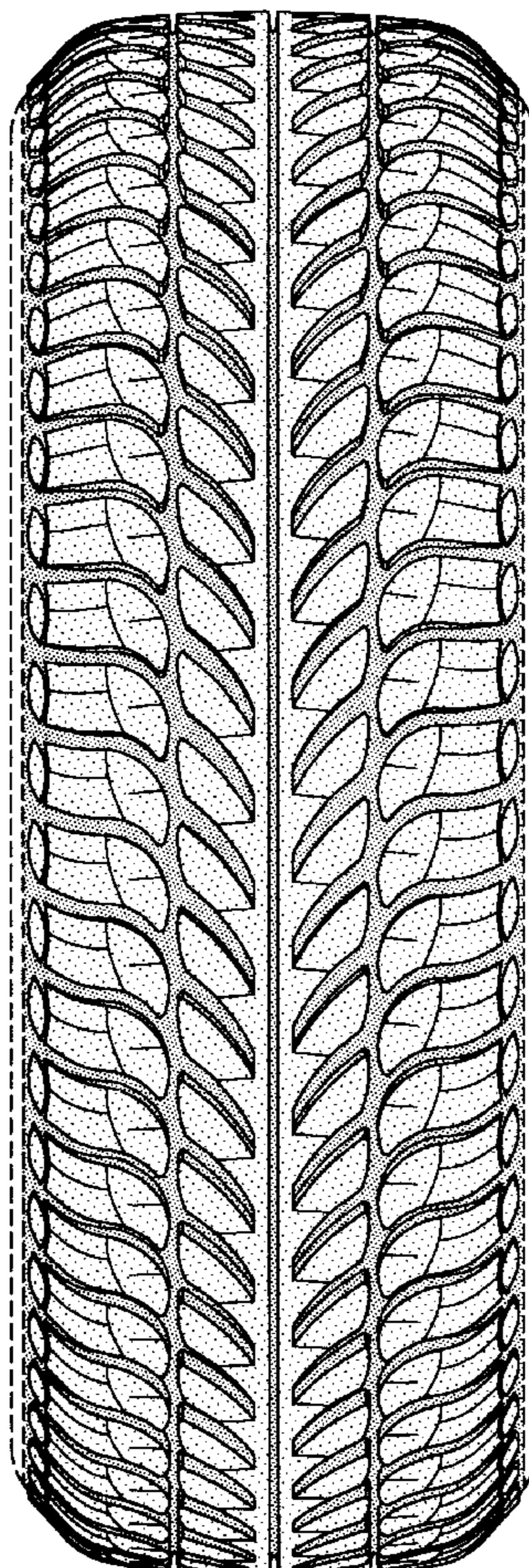
In the drawings, the broken lines defining the inner bead of the sidewall and the peripheral boundary between the tire tread and the sidewall are for illustrative purposes only and form no part of the claimed design.

(56) **References Cited**

**U.S. PATENT DOCUMENTS**

D. 79,271	8/1929	Tyler .	
D. 155,311	9/1949	Ofensend	..... D90/20
D. 195,615	7/1963	Tiborcz	..... D90/20
D. 322,950	1/1992	Overhoff et al.	..... D12/147
D. 409,123	5/1999	Heinen et al.	..... D12/151

**1 Claim, 4 Drawing Sheets**



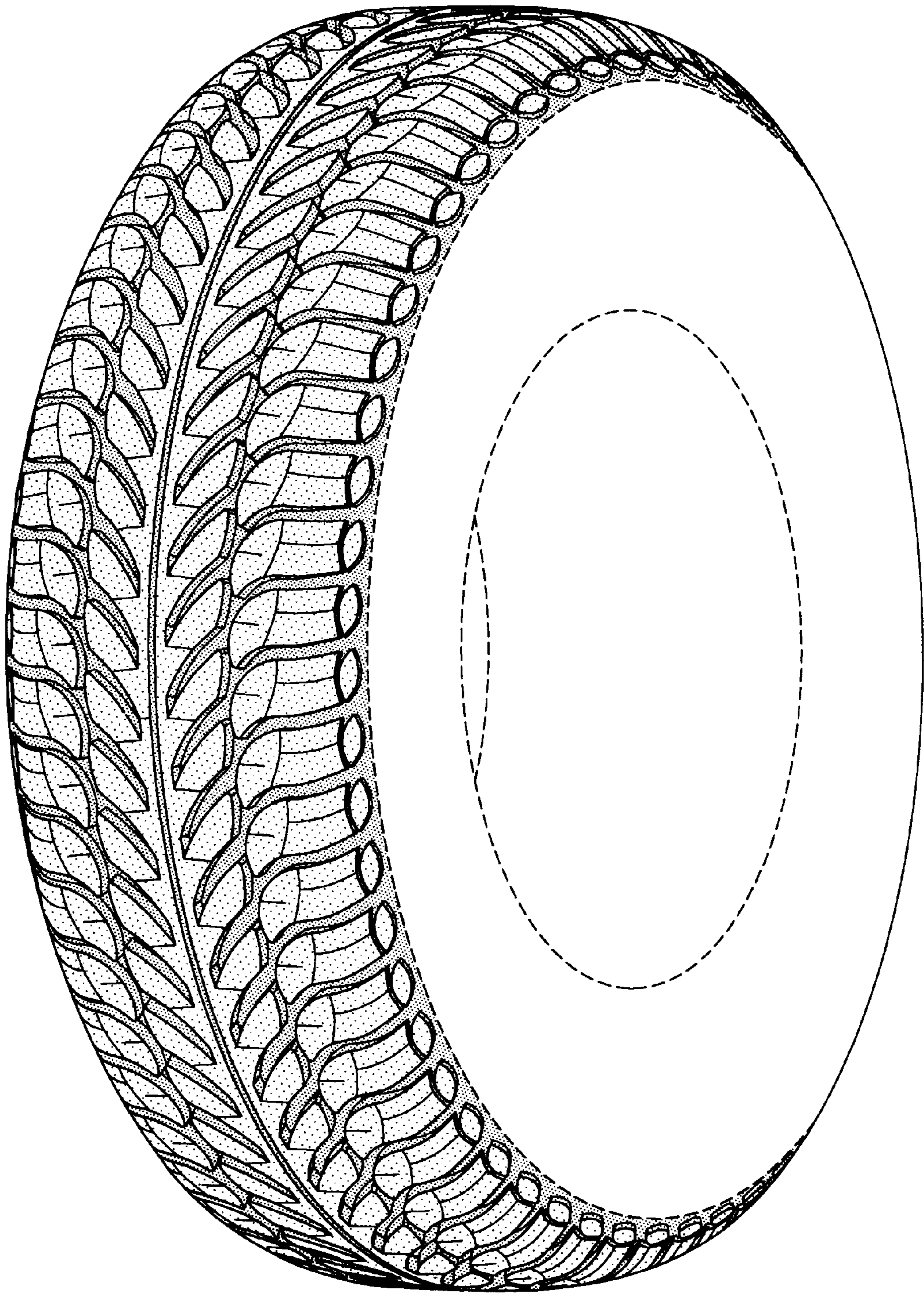


FIG-1

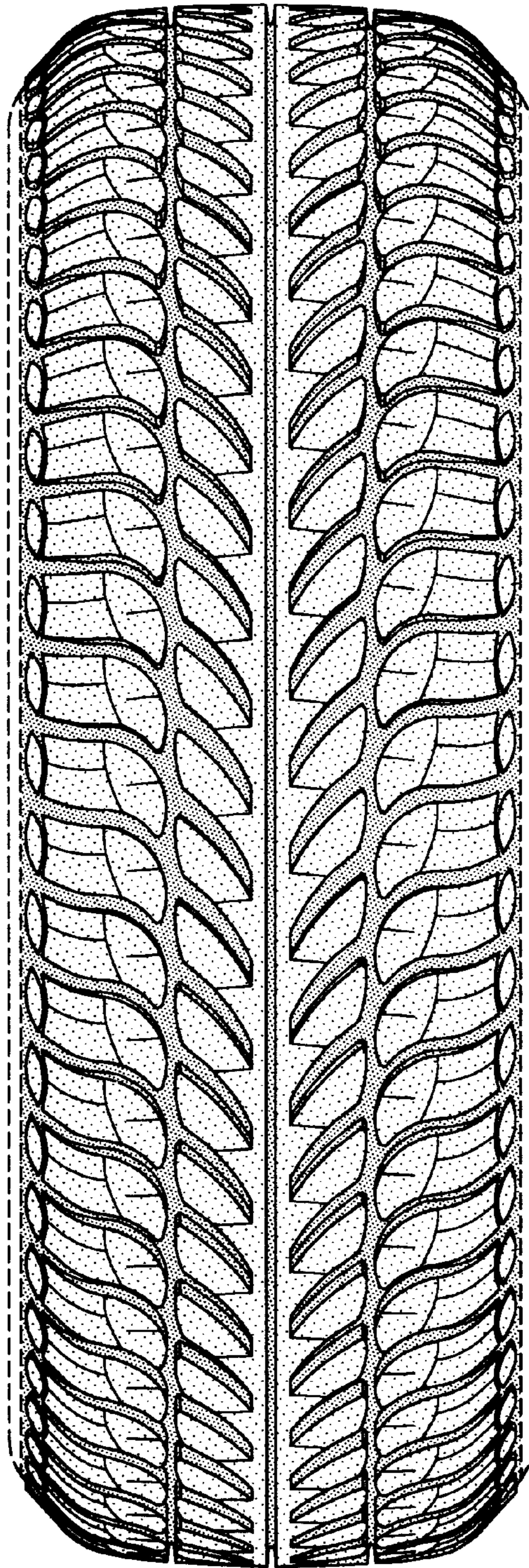


FIG-2

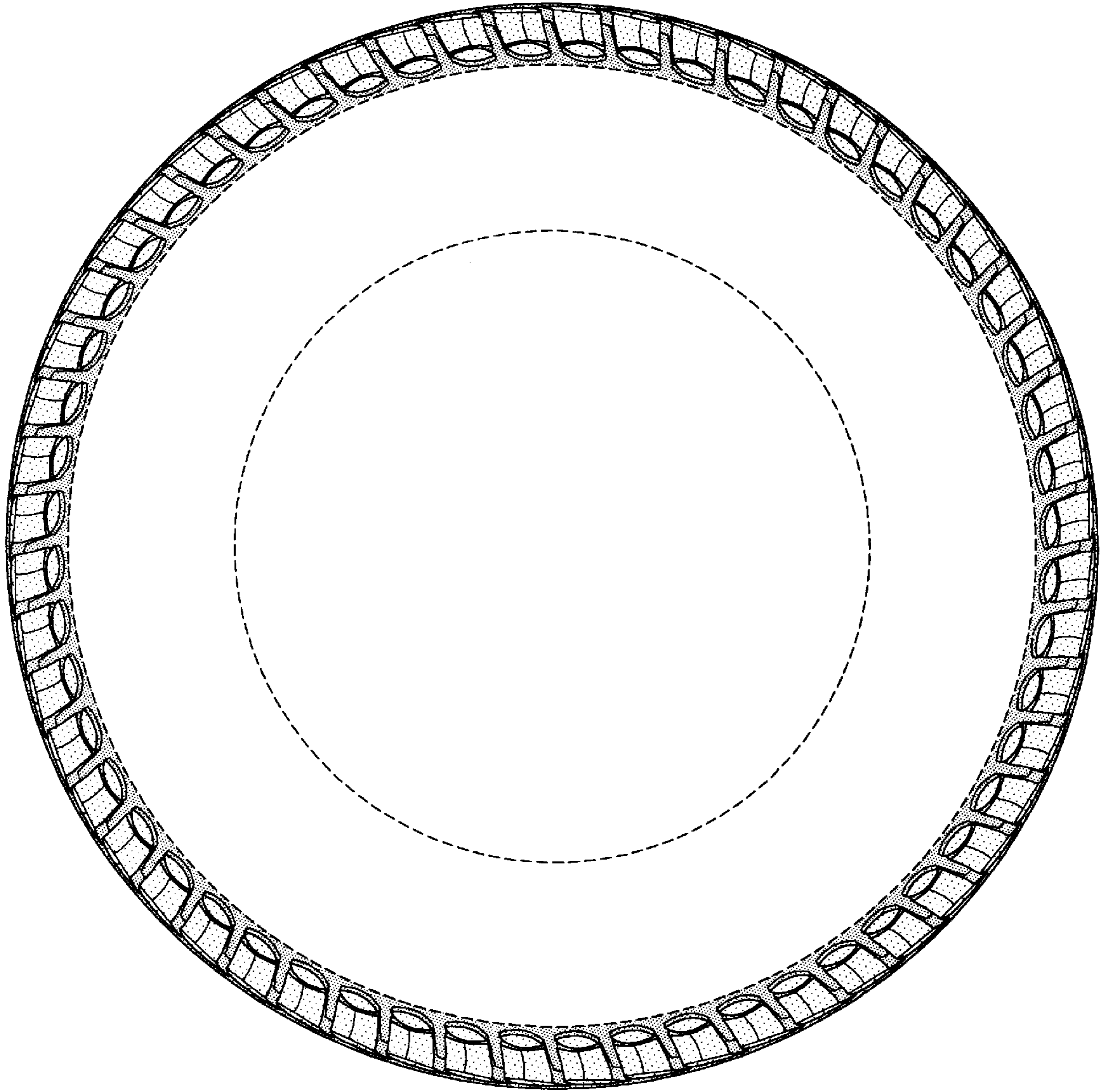


FIG-3

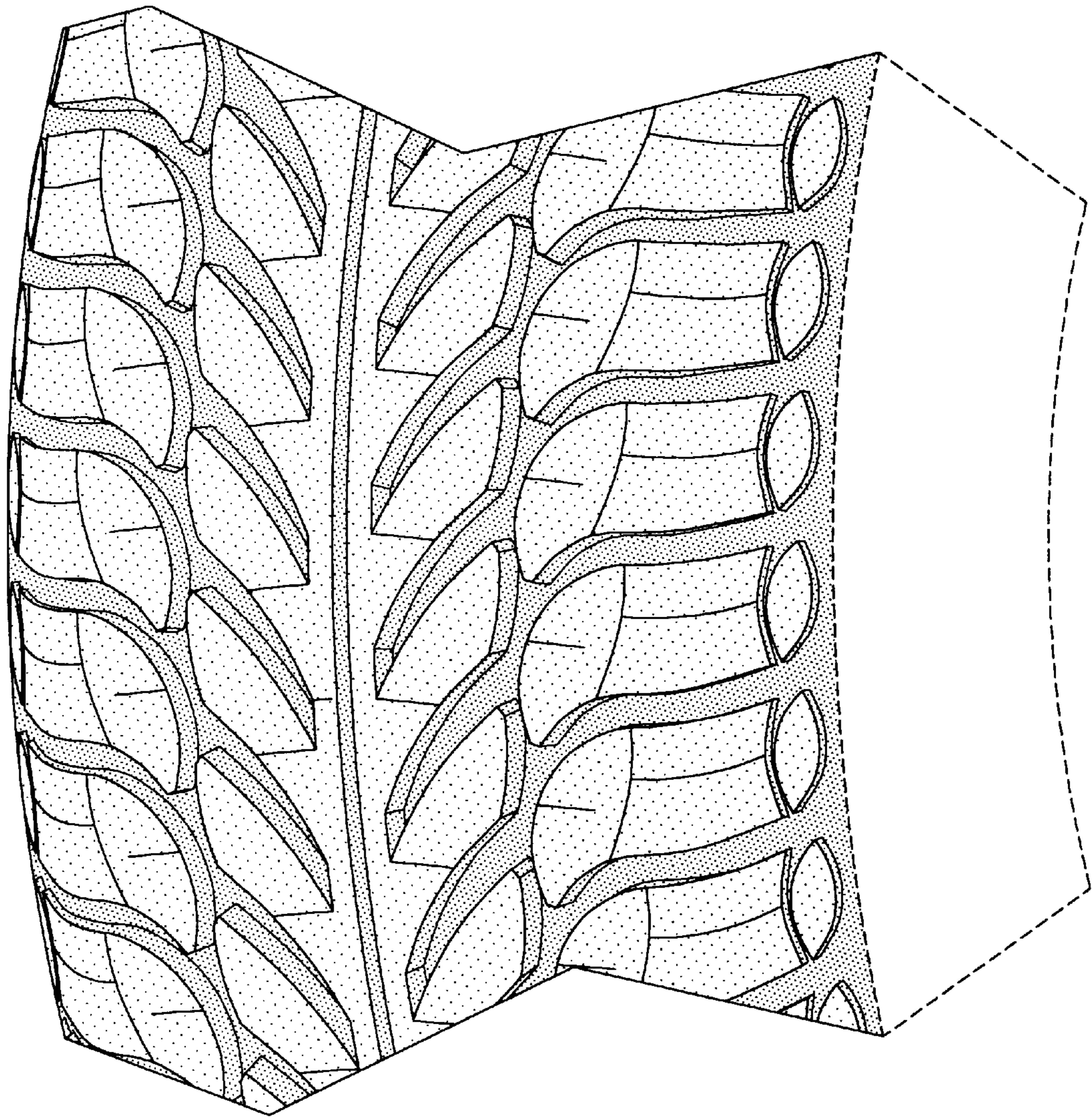


FIG-4