



US00D451857B1

(12) **United States Design Patent**
Heinen

(10) **Patent No.:** **US D451,857 S**

(45) **Date of Patent:** **** Dec. 11, 2001**

(54) **TIRE TREAD**

(75) Inventor: **Richard Heinen**, Habay-la-Neuve (BE)

(73) Assignee: **The Goodyear Tire & Rubber Company**, Akron, OH (US)

(**) Term: **14 Years**

(21) Appl. No.: **29/128,680**

(22) Filed: **Aug. 29, 2000**

(51) **LOC (7) Cl.** **12-15**

(52) **U.S. Cl.** **D12/147**

(58) **Field of Search** D12/134-152;
152/209.1, 209.3, 209.9, 209.13, 209.28,
902, 903, 904

(56) **References Cited**

U.S. PATENT DOCUMENTS

D. 283,499	4/1986	Hammond	D12/146
D. 305,016	12/1989	Hayakawa et al.	D12/147
D. 324,843	3/1992	Maxwell	D12/147
D. 325,015	3/1992	Maxwell et al.	D12/147
D. 329,032	9/1992	Maxwell et al.	D12/147
D. 355,153	2/1995	Consolacion et al.	D12/147
D. 379,787 *	6/1997	Maxwell et al.	D12/147
D. 380,994	7/1997	Morishita et al.	D21/141

OTHER PUBLICATIONS

Pirelli P Zero System Tire, 1999 Tread Design Guide, Jan. 1999, p. 58. 4/3.*

* cited by examiner

Primary Examiner—Robert M. Spear

(74) *Attorney, Agent, or Firm*—David E. Wheeler

(57) **CLAIM**

The ornamental Design for a tire tread, as shown and described.

DESCRIPTION

FIG. 1 is a perspective view of a tire tread showing our new design, it being understood that the pattern repeats uniformly throughout the circumference of the tread;

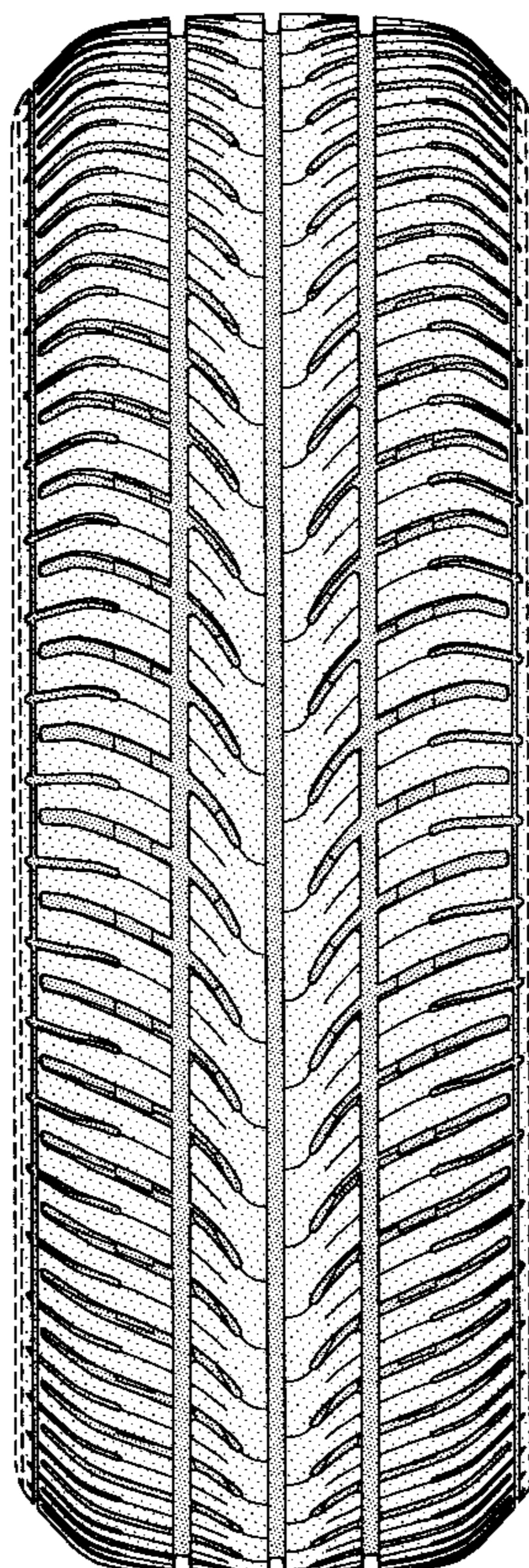
FIG. 2 is a front elevational view thereof;

FIG. 3 is a side elevational view thereof, the opposite side elevational view being a mirror image thereof; and,

FIG. 4 is an enlarged fragmentary perspective view.

In the drawings, the broken lines defining the inner bead of the sidewall and the peripheral boundary between the tire tread and the sidewall are for illustrative purposes only and form no part of the claimed design.

1 Claim, 4 Drawing Sheets



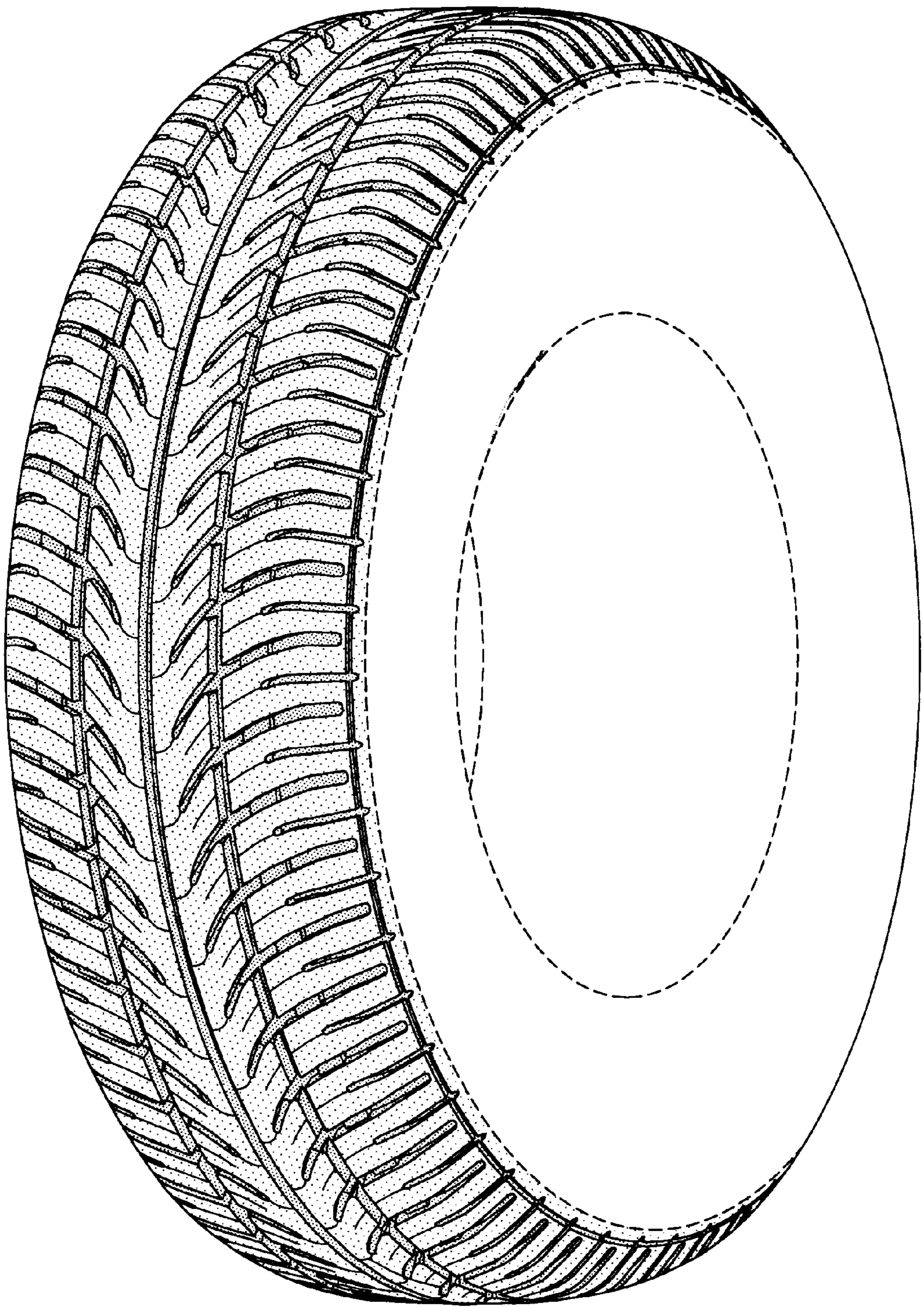


FIG-1

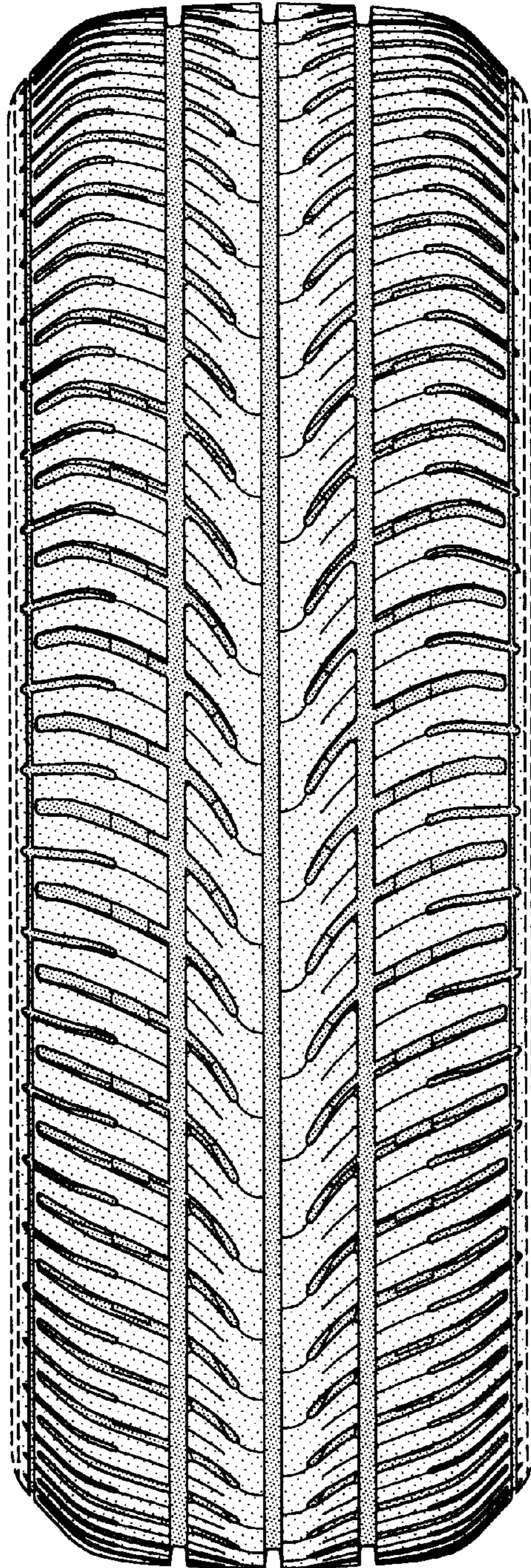


FIG-2

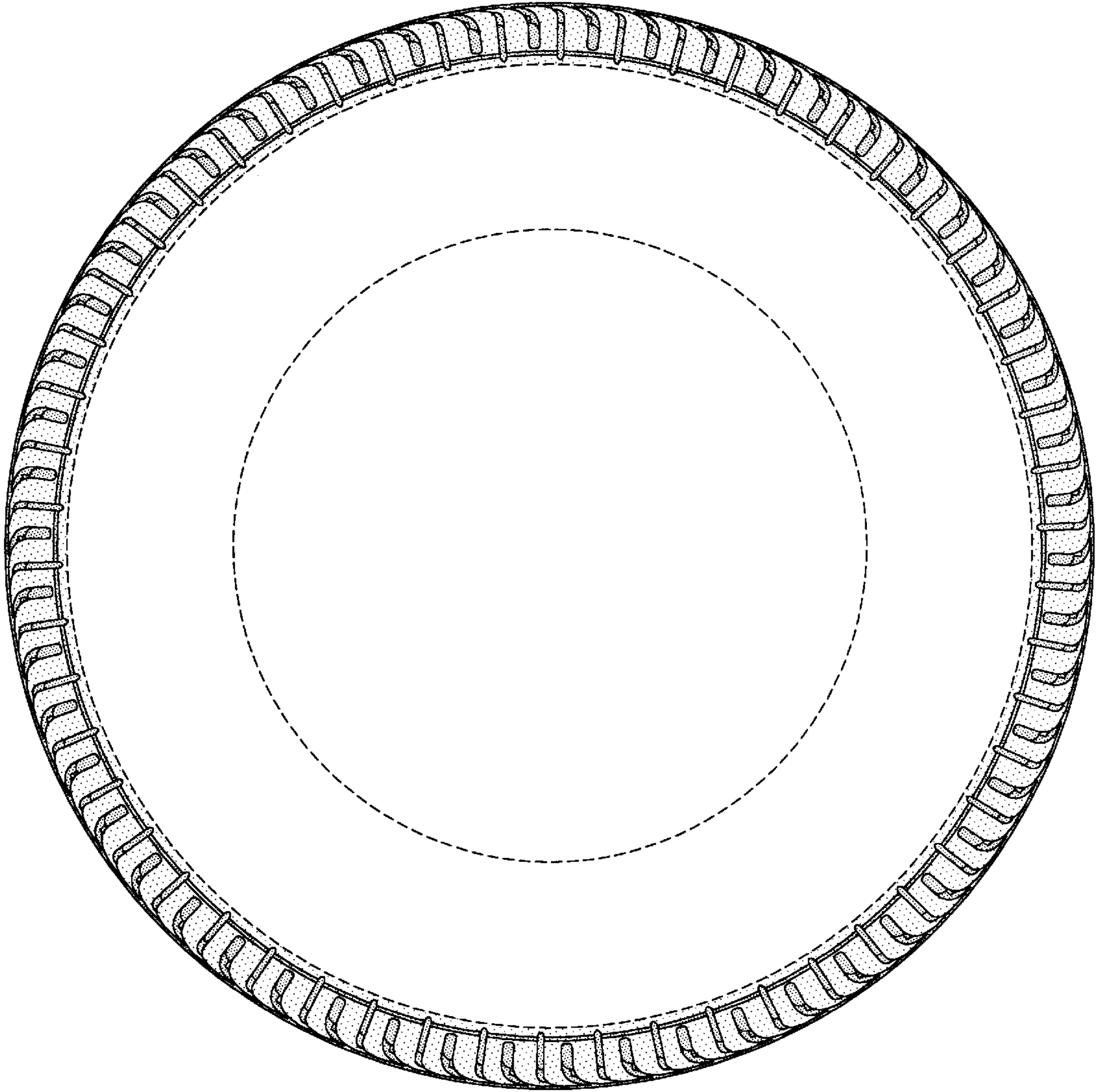


FIG-3

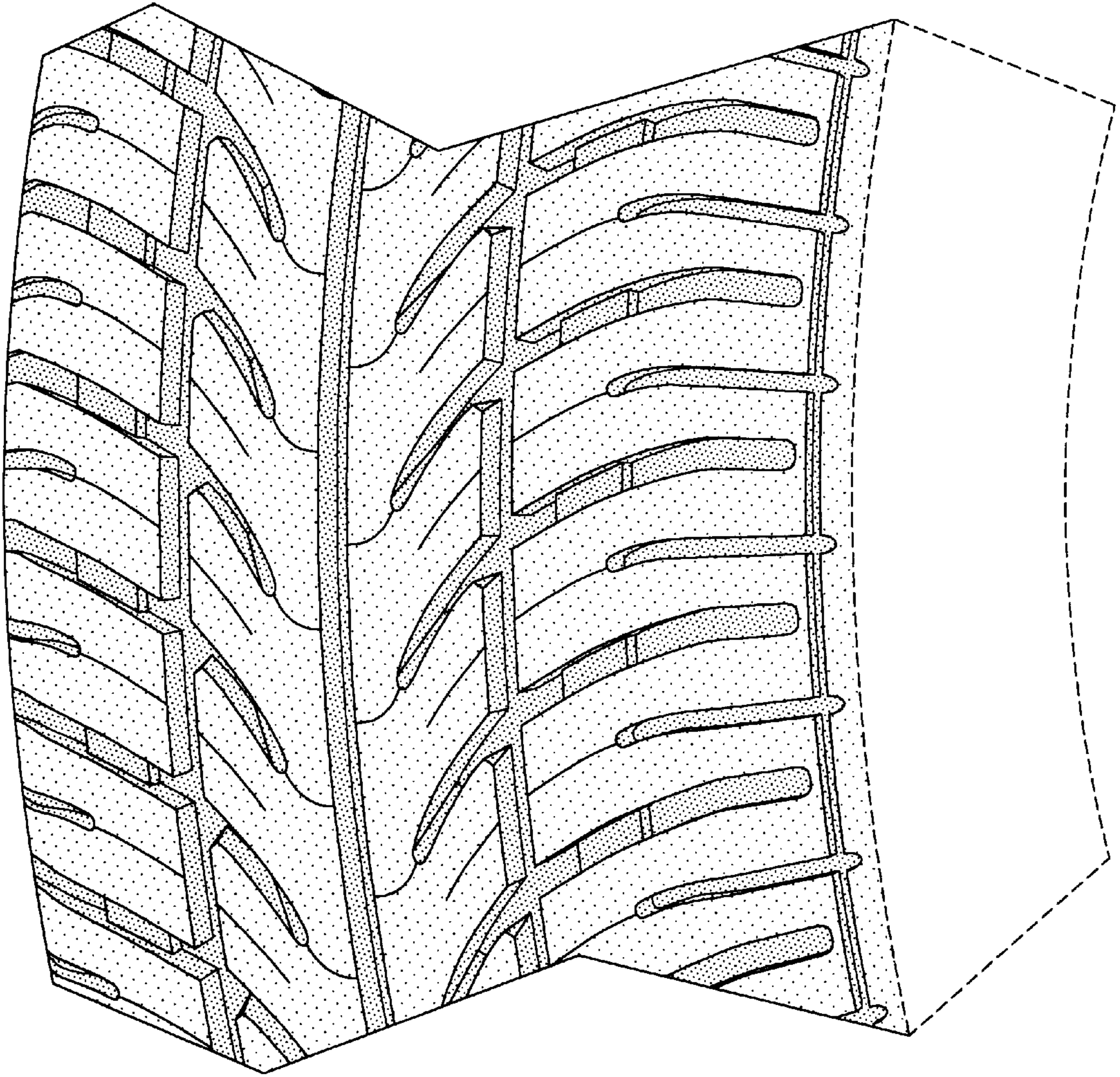


FIG-4