



US00D451856B1

(12) **United States Design Patent**  
**Graas**

(10) **Patent No.:** **US D451,856 S**

(45) **Date of Patent:** **\*\* Dec. 11, 2001**

(54) **TIRE TREAD**

(75) **Inventor:** **Maurice Graas, Reichlange (LU)**

(73) **Assignee:** **The Goodyear Tire & Rubber Company, Akron, OH (US)**

(\*\*) **Term:** **14 Years**

(21) **Appl. No.:** **29/128,664**

(22) **Filed:** **Aug. 29, 2000**

(51) **LOC (7) Cl.** ..... **12-15**

(52) **U.S. Cl.** ..... **D12/147**

(58) **Field of Search** ..... D12/134-152;  
152/209.1, 209.3, 209.9, 209.13, 209.28,  
902, 903, 904

(56) **References Cited**

**U.S. PATENT DOCUMENTS**

D. 322,950	1/1992	Overhoff et al.	.....	D12/147
D. 335,643	* 5/1993	Hino	.....	D12/147
D. 350,100	8/1994	van Tuyl	.....	D12/147
D. 350,319	* 9/1994	Egan et al.	.....	D12/147
D. 351,368	10/1994	Graas et al.	.....	D12/147
D. 360,175	7/1995	Eromaki	.....	D12/147
D. 363,456	10/1995	Graas et al.	.....	D12/151
D. 369,995	5/1996	Graas et al.	.....	D12/147
D. 370,196	5/1996	Graas et al.	.....	D12/147
D. 379,444	5/1997	Graas et al.	.....	D12/147
D. 382,839	8/1997	Labbe et al.	.....	D12/146
D. 387,714	12/1997	Heinen	.....	D12/147

D. 400,131	10/1998	Graas	.....	D12/146
D. 436,063	* 1/2001	Baker	.....	D12/146
5,198,047	3/1993	Graas et al.	.....	152/209 R
6,065,517	* 5/2000	Maruyama	.....	152/902

**OTHER PUBLICATIONS**

Goodyear Conquest GL Tire, 1999 Tread Design Guide, Jan. 1999, p. 35. 3/2.\*

\* cited by examiner

*Primary Examiner*—Robert M. Spear

(74) *Attorney, Agent, or Firm*—David E. Wheeler

(57) **CLAIM**

The ornamental Design for a tire tread, as shown and described.

**DESCRIPTION**

FIG. 1 is a perspective view of a tire tread showing our new design, it being understood that the pattern repeats uniformly throughout the circumference of the tread;


FIG. 2 is a front elevational view thereof;

FIG. 3 is a side elevational view thereof, the opposite side elevational view being a mirror image thereof; and,

FIG. 4 is an enlarged fragmentary perspective view.

In the drawings, the broken lines defining the inner bead of the sidewall and the peripheral boundary between the tire tread and the sidewall are for illustrative purposes only and form no part of the claimed design.

**1 Claim, 4 Drawing Sheets**





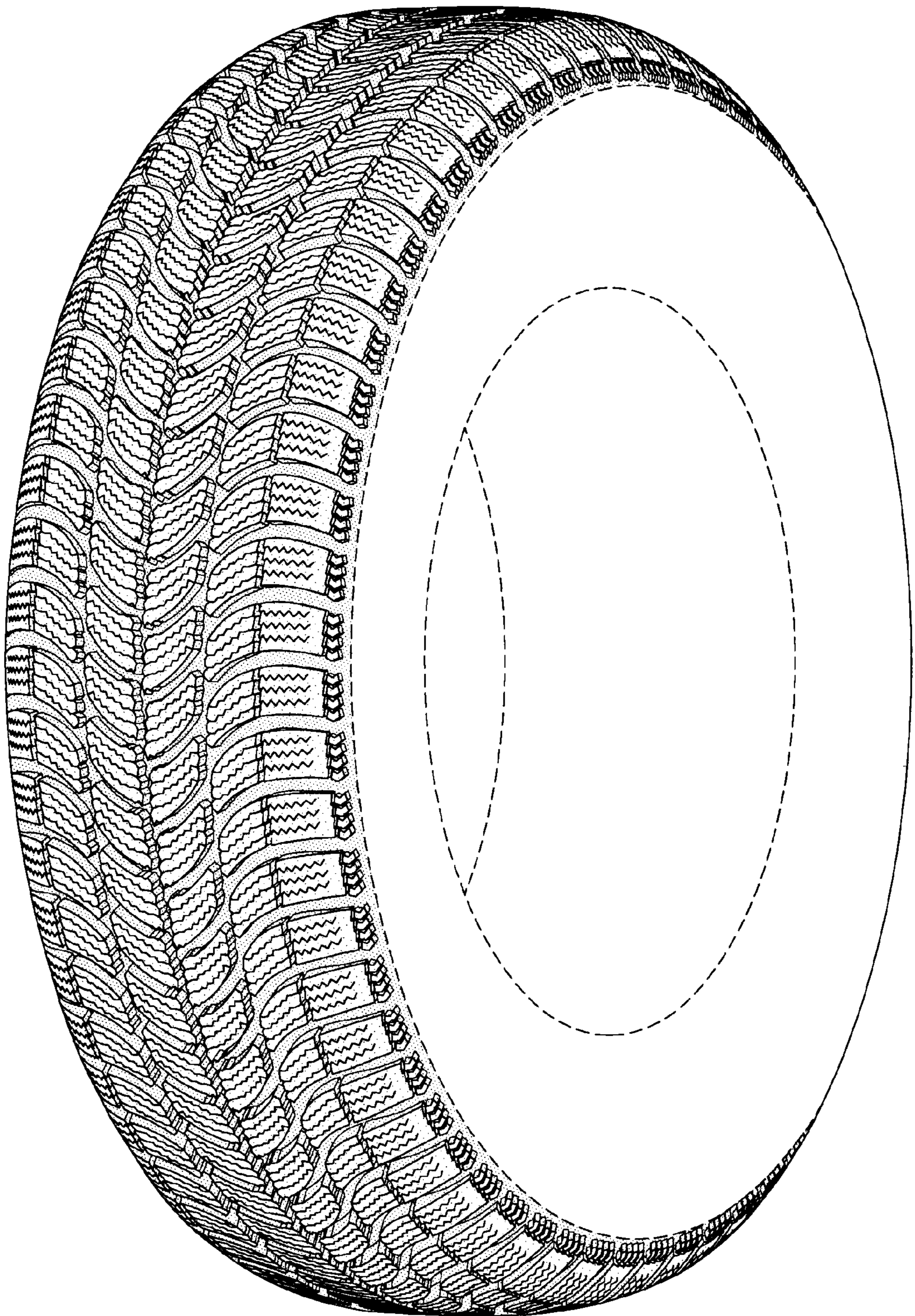


FIG-1






FIG-2



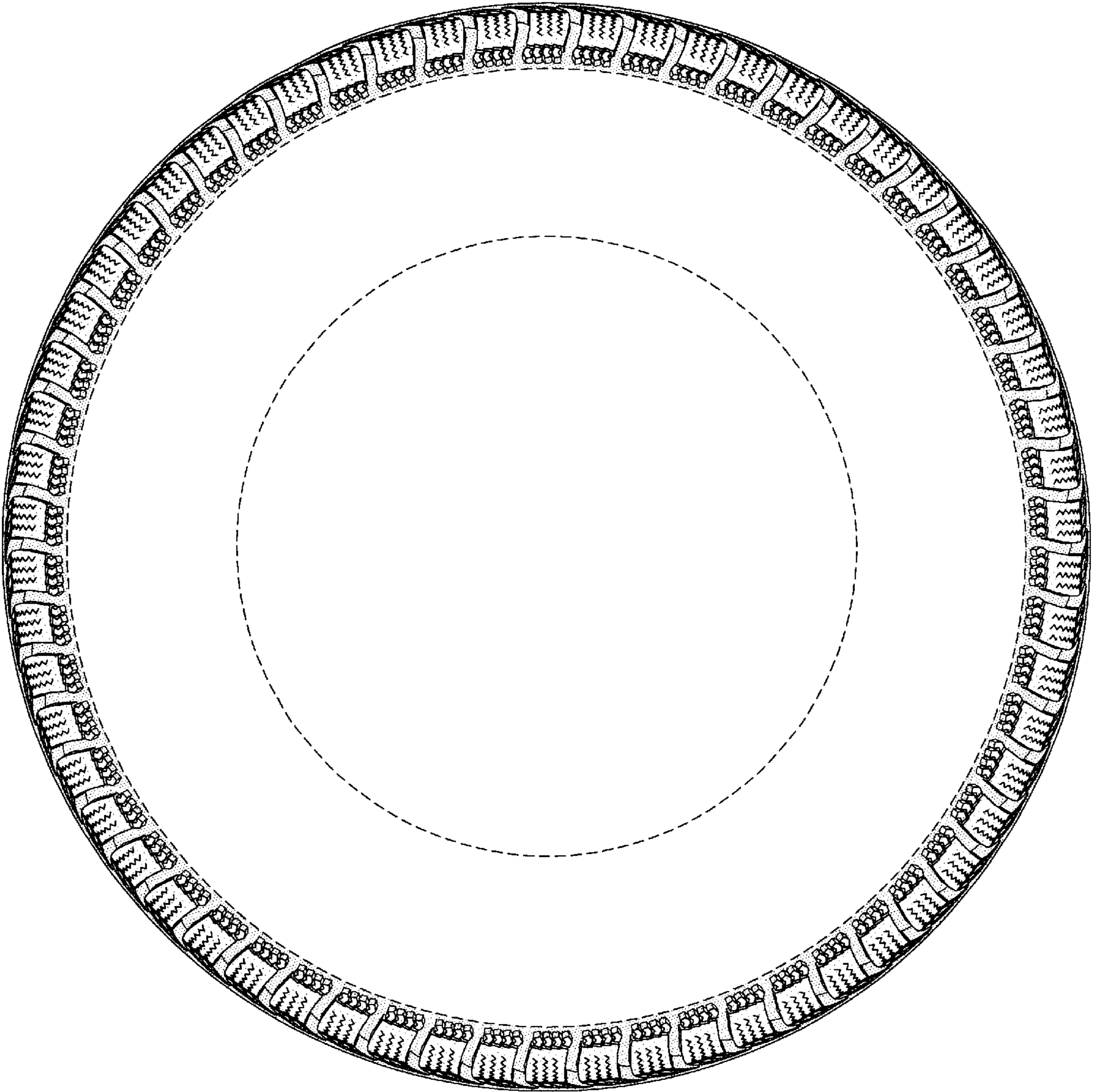


FIG-3



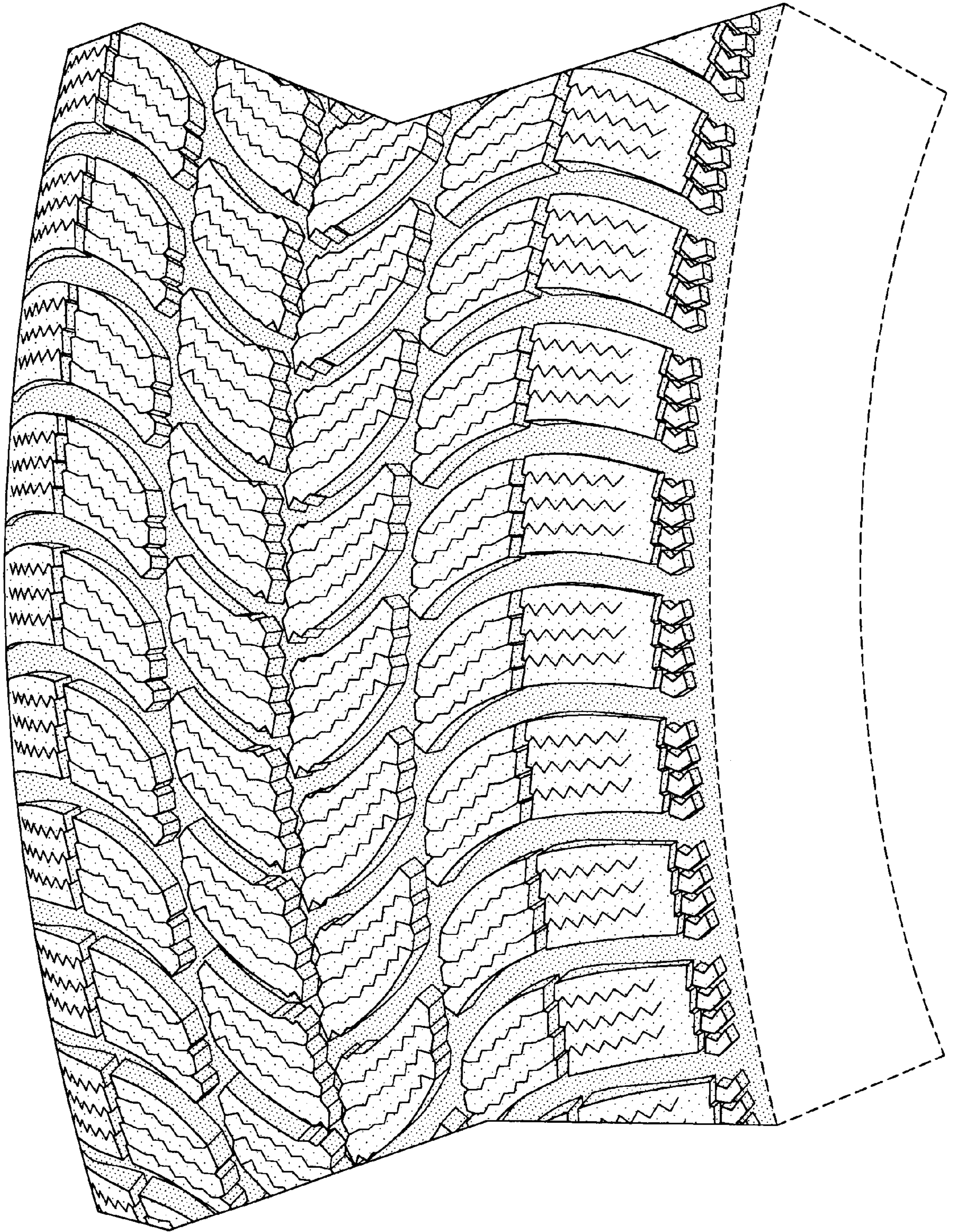


FIG-4