



US00D451843B1

(12) **United States Design Patent**
Gruosi

(10) **Patent No.:** **US D451,843 S**

(45) **Date of Patent:** **** Dec. 11, 2001**

(54) **BELT BUCKLE**

(76) **Inventor:** **Fawaz Gruosi**, Chemin de Trembley
30, 1197 Prangins (CH)

(**) **Term:** **14 Years**

(21) **Appl. No.:** **29/139,806**

(22) **Filed:** **Apr. 5, 2001**

(30) **Foreign Application Priority Data**

Oct. 6, 2000 (XH) DM/053 936

(51) **LOC (7) Cl.** **02-07**

(52) **U.S. Cl.** **D11/231**

(58) **Field of Search** D11/231, 216-218,
D11/219, 230, 1, 2, 3, 40, 42, 61, 79, 81,
200, 201, 210; D2/627, 628, 629; 29/3;
2/311, 312; 24/31 R, 32, 163 R, 198, 199

(56) **References Cited**

U.S. PATENT DOCUMENTS

D. 28,626 * 5/1898 Selman D11/81
D. 101,052 * 9/1936 Mix D11/216

D. 101,057 * 9/1936 Mix D11/216
D. 343,140 * 1/1994 Sperandio D11/79
D. 346,569 * 5/1994 Lovato D11/218
D. 439,193 * 3/2001 Gruosi D11/40

* cited by examiner

Primary Examiner—Ian Simmons
Assistant Examiner—Barbara Wyatt Crawford

(57) **CLAIM**

The ornamental design for the belt buckle, as shown and described.

DESCRIPTION

FIG. 1 is a perspective view of the new ornamental belt buckle of the present invention.
FIG. 2 is a front view thereof.
FIG. 3 is a rear view thereof.
FIG. 4 is a right side view thereof.
FIG. 5 is a left side view thereof.
FIG. 6 is a top view thereof; and,
FIG. 7 is a bottom view thereof.

1 Claim, 3 Drawing Sheets

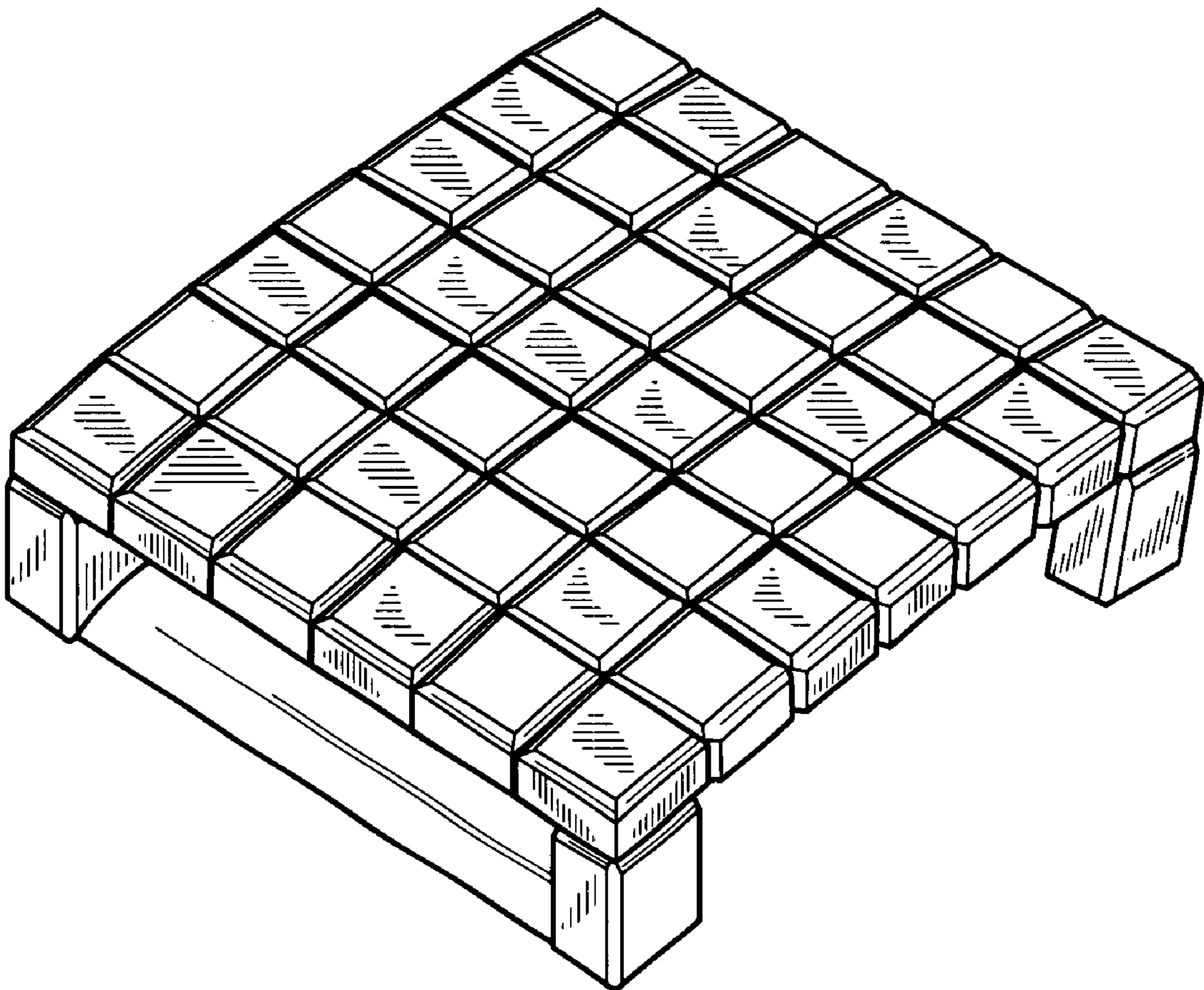


FIG. 1

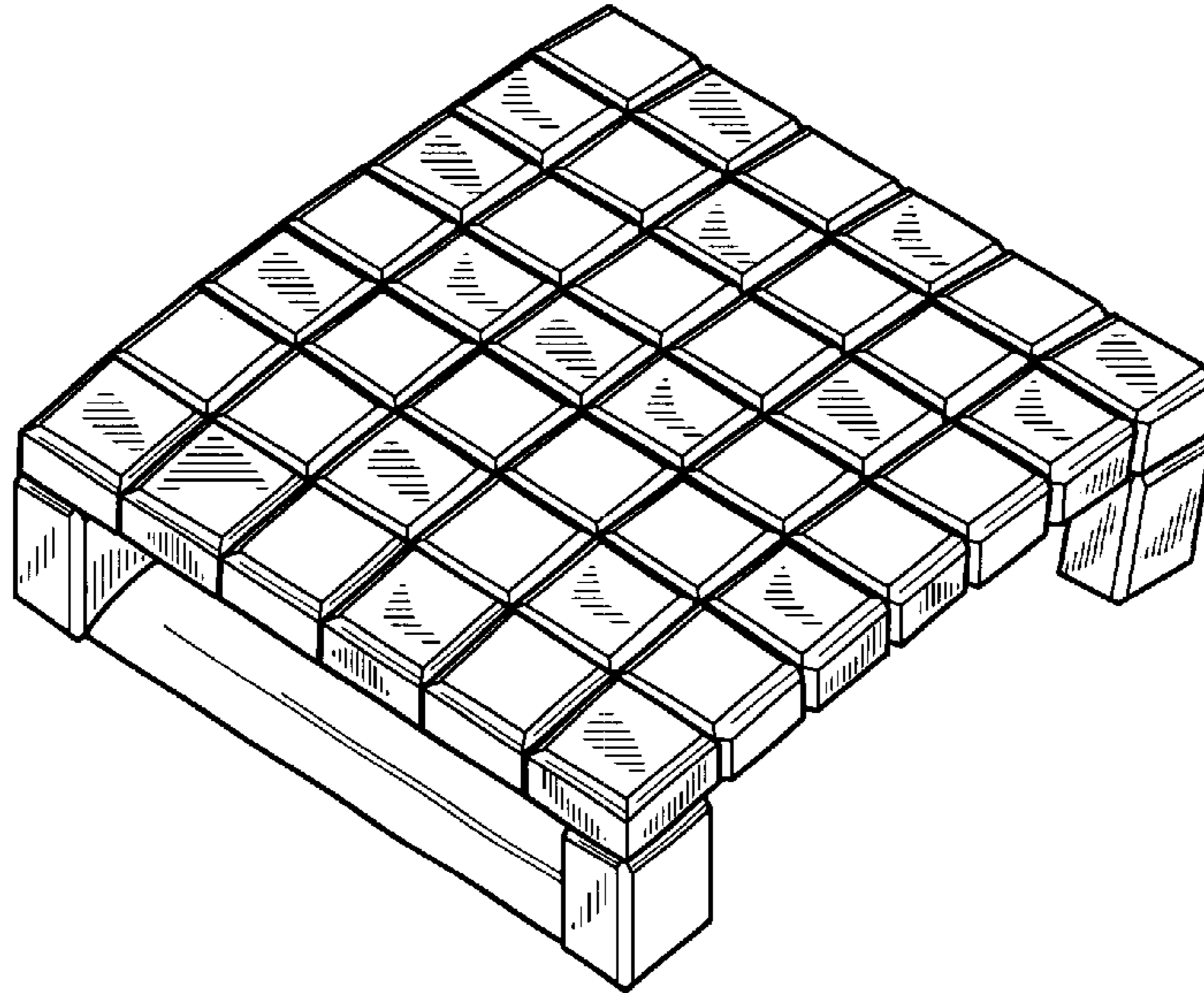


FIG. 2




FIG. 3

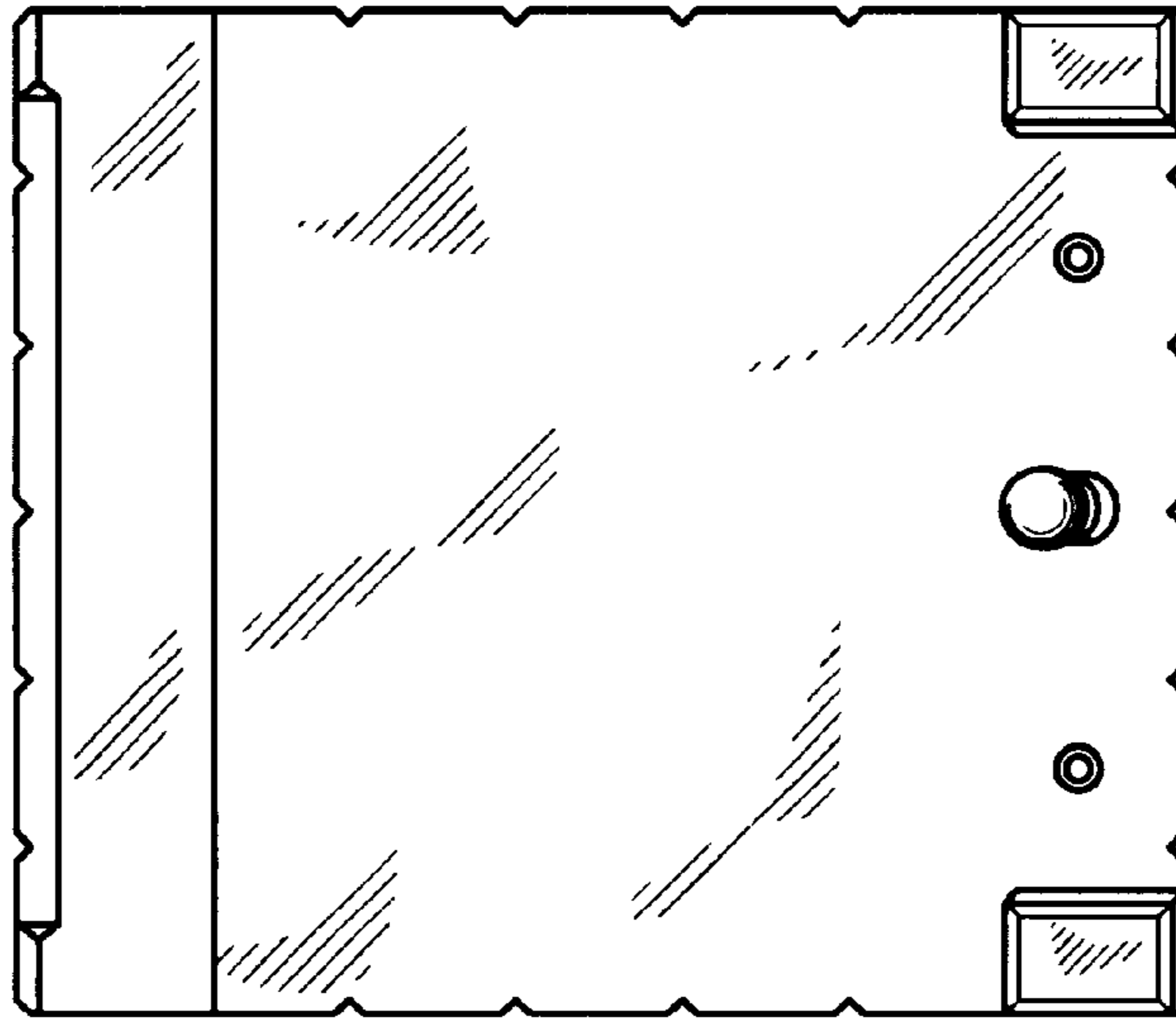


FIG. 4




FIG. 5

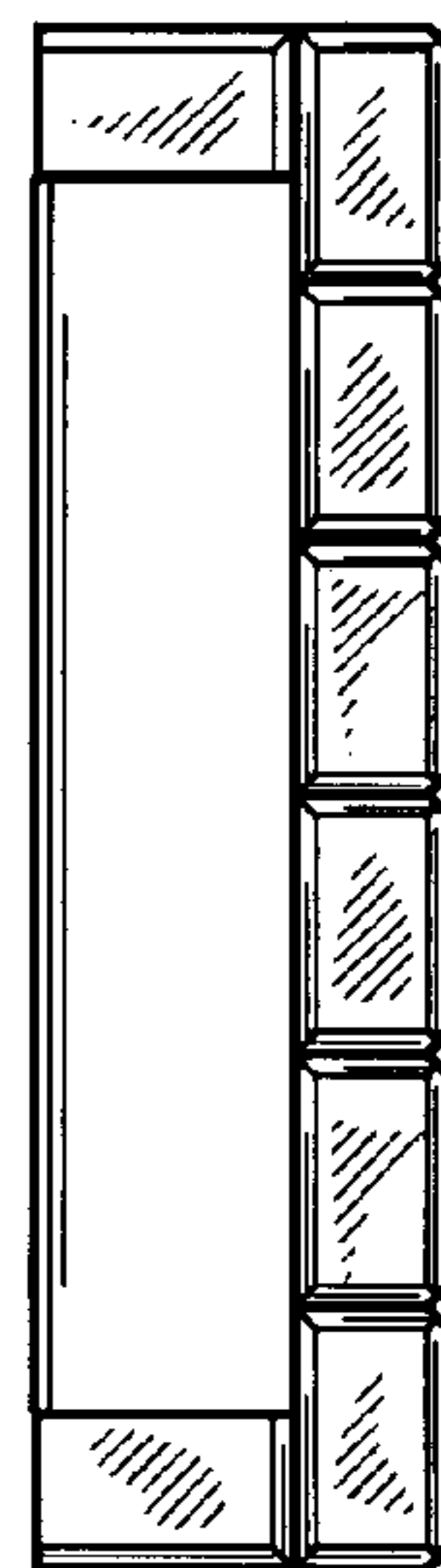


FIG. 6




FIG. 7

