



US00D451842B1

(12) **United States Design Patent**
Hamilton

(10) **Patent No.:** **US D451,842 S**

(45) **Date of Patent:** **** Dec. 11, 2001**

(54) **LOCKING BUCKLE**
(75) Inventor: **Jeffrey R. Hamilton**, Hoffman Estates,
IL (US)
(73) Assignee: **Illinois Tool Works Inc.**, Glenview, IL
(US)
(**) Term: **14 Years**

5,113,556 5/1992 Murai et al. .
5,144,725 9/1992 Krauss .
5,311,649 5/1994 Suh .
5,383,257 1/1995 Krauss .
5,419,020 5/1995 Murai .
5,548,879 8/1996 Wu .

* cited by examiner

(21) Appl. No.: **29/128,879**
(22) Filed: **Aug. 31, 2000**

Primary Examiner—Ian Simmons
Assistant Examiner—Barbara Wyatt Crawford
(74) *Attorney, Agent, or Firm*—Paul F. Donovan; Mark W.
Croll; Donald J. Breh

(51) **LOC (7) Cl.** **02-07**
(52) **U.S. Cl.** **D11/216**
(58) **Field of Search** D11/200, 216,
D11/217, 218–220; D2/639; D8/383; 24/625,
633, 580; 297/464; 280/801.1, 801.2, 808

(57) **CLAIM**

The ornamental design for a locking buckle, substantially as shown and described.

(56) **References Cited**

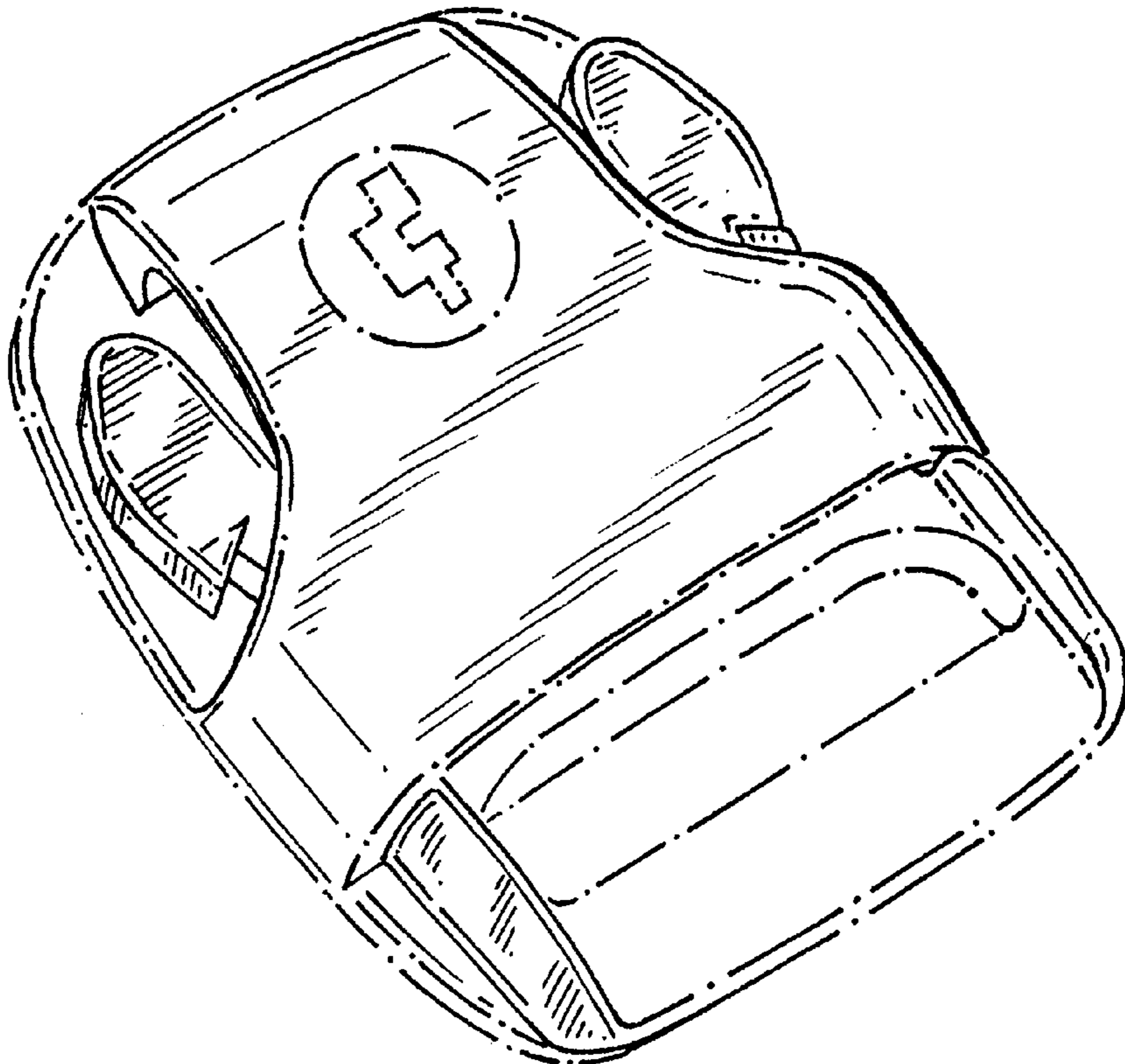
U.S. PATENT DOCUMENTS

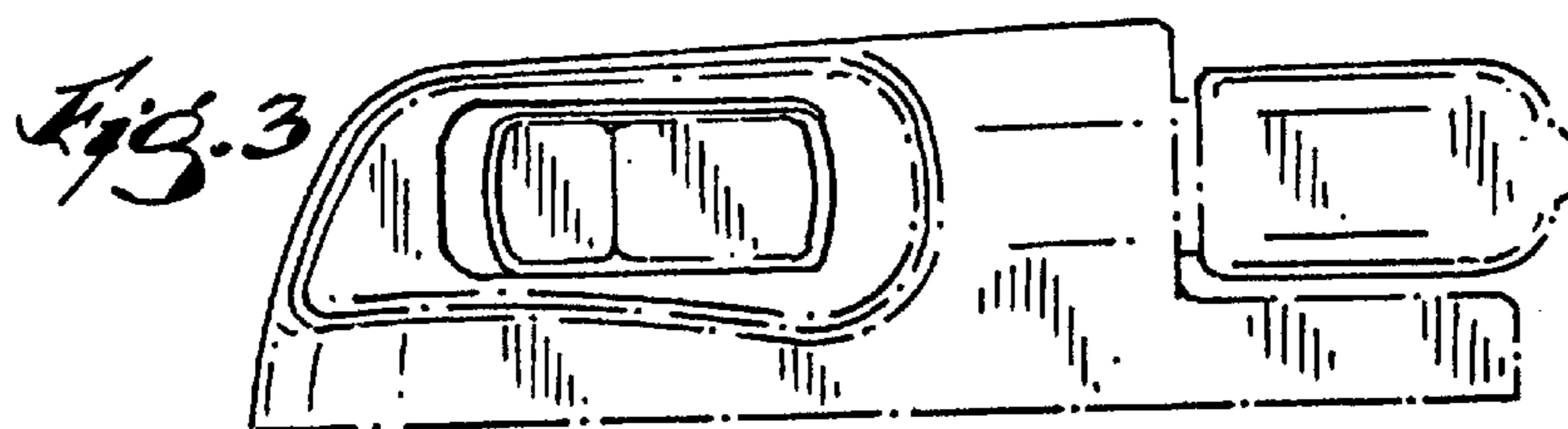
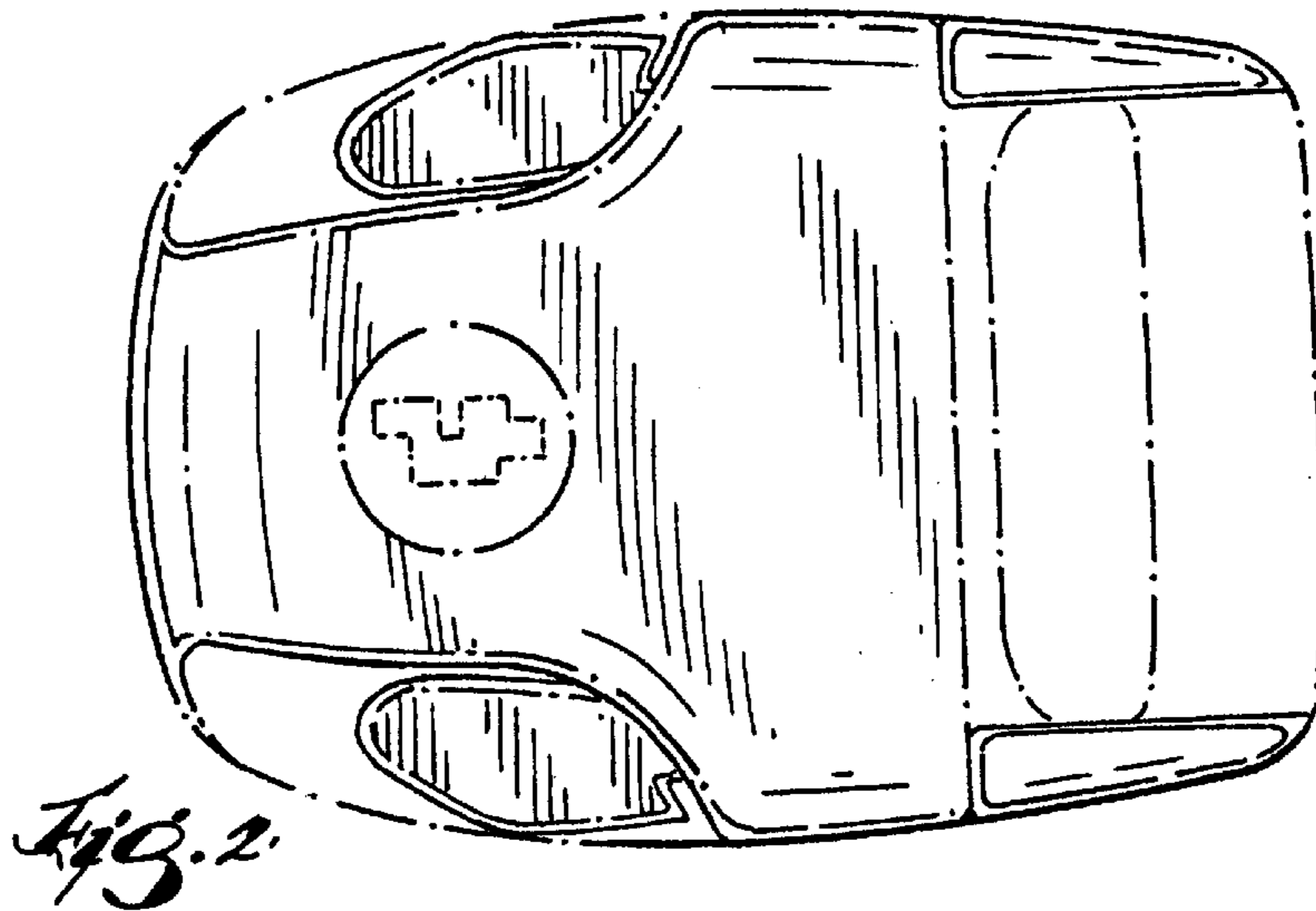

D. 364,125 * 11/1995 Anscher D11/216
D. 368,124 * 3/1996 Anscher D11/216
D. 373,747 * 9/1996 Anscher D11/216
D. 381,936 * 8/1997 Anscher D11/216
D. 393,606 * 4/1998 Lin D11/216
D. 424,977 * 5/2000 Anscher D11/216
4,674,303 6/1987 Salcone, II .
4,912,950 4/1990 Crowle .
4,977,650 12/1990 Ida .
4,999,886 3/1991 Kasai .

DESCRIPTION

FIG. 1 is a top perspective view of a locking buckle according to the invention.
FIG. 2 is a top plan view thereof.
FIG. 3 is a side view thereof, the opposing side view being identical.
FIG. 4 is a bottom plan view thereof.
FIG. 5 is a front end view thereof; and,
FIG. 6 is a rear end view thereof.
The broken line portions of the Figures are for illustrative purposes only and form no part of the claimed design.

1 Claim, 2 Drawing Sheets





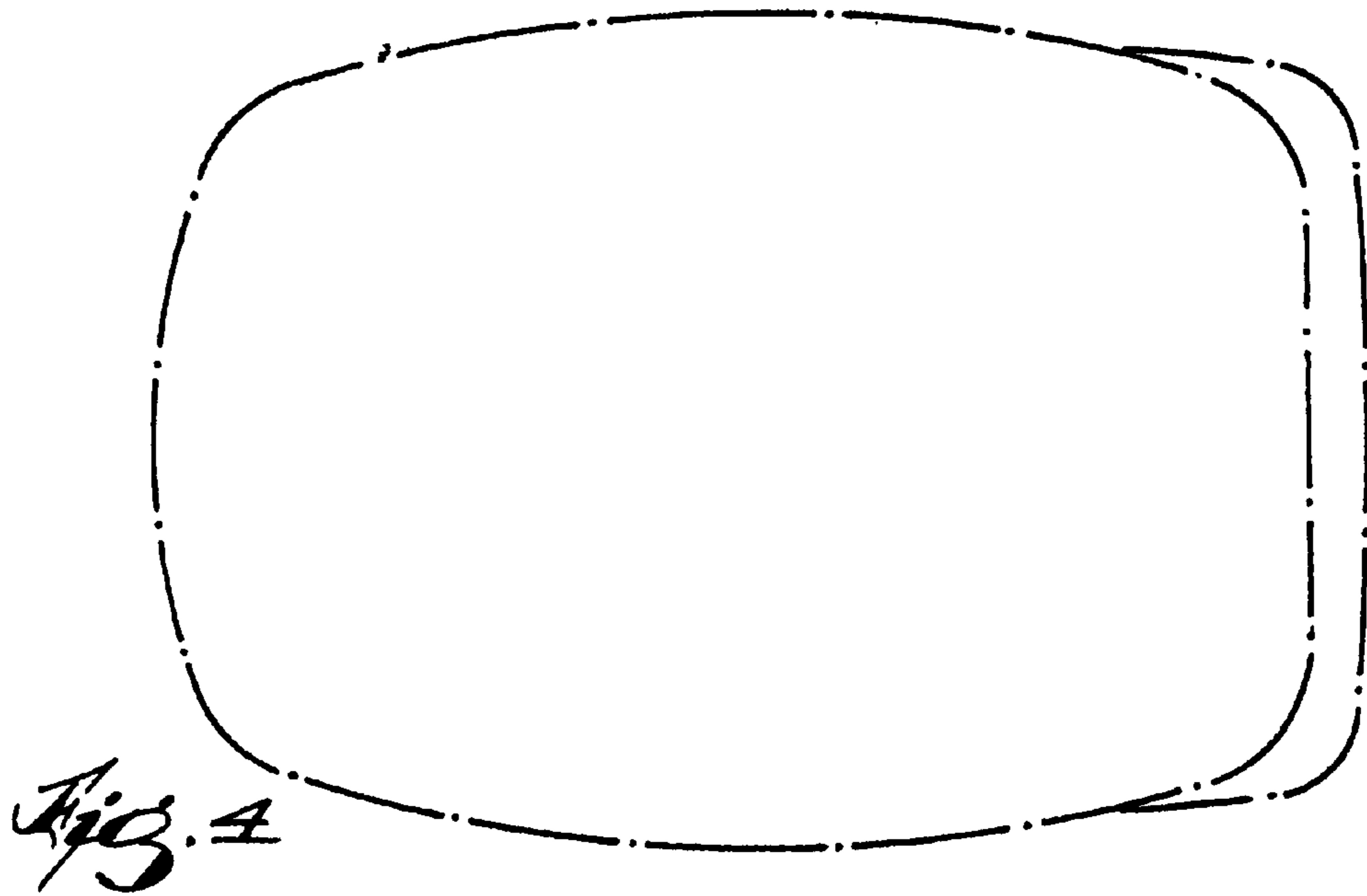


Fig. 4

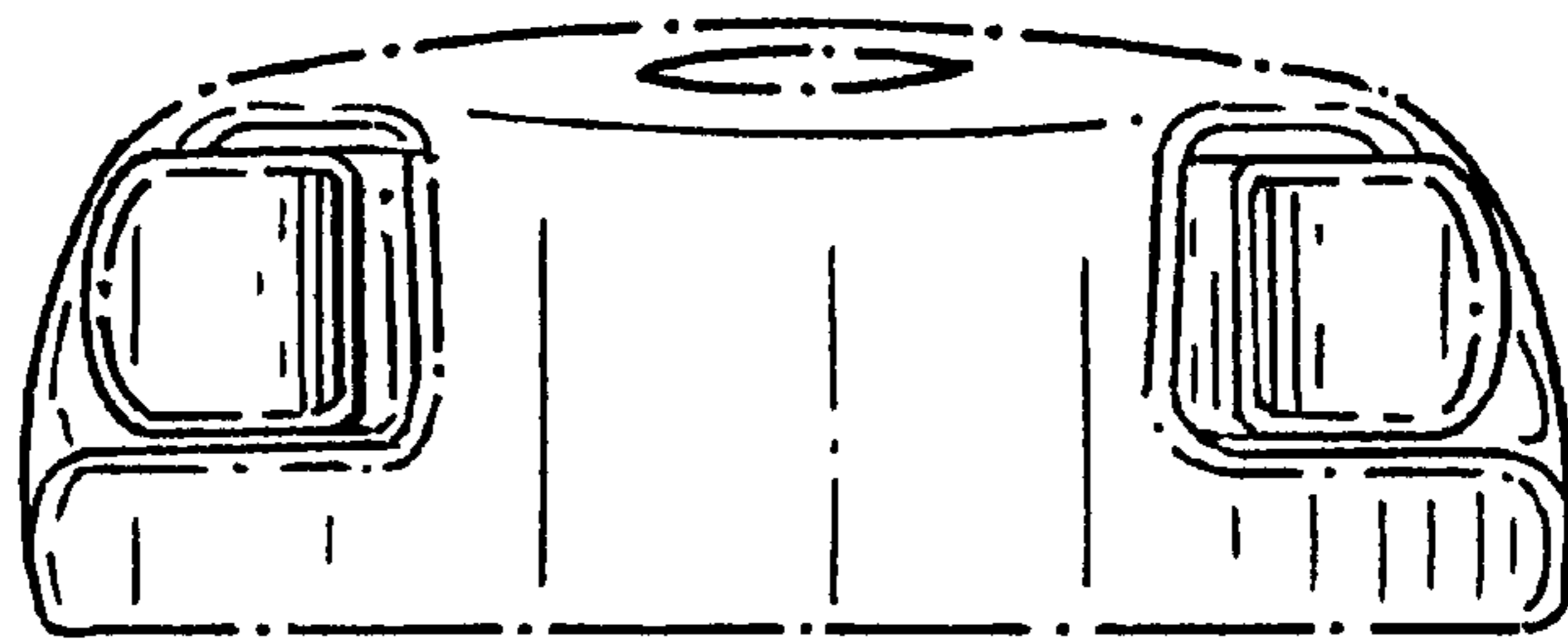


Fig. 5




Fig. 6