



US00D451831B1

(12) **United States Design Patent**  
**Szumer**

(10) **Patent No.:** **US D451,831 S**

(45) **Date of Patent:** **\*\* Dec. 11, 2001**

(54) **CARPENTER SQUARE**

D. 395,249 \* 6/1998 Lindstrom ..... D10/65

\* cited by examiner

(75) Inventor: **Emanuel Hillel Szumer, M.P. Bikat**  
**Beit Hakerem (IL)**

*Primary Examiner*—Antoine Duval Davis

(73) Assignee: **Kapro Industries Ltd., Kibbutz**  
**Kadarim (IL)**

(74) *Attorney, Agent, or Firm*—Alphapotent Associates  
Ltd.; Daniel J. Swirsky

(\*\*) Term: **14 Years**

(57) **CLAIM**

The ornamental design for a carpenter square, as shown.

(21) Appl. No.: **29/136,309**

**DESCRIPTION**

(22) Filed: **Jan. 30, 2001**

The nature and intended use of the article in which the design is embodied is that of a carpenter square, used for marking and measuring straight lines, right angles, acute angles and the like on walls, wooden surfaces and the like. FIG. 1 is a front view of a carpenter square, showing our new design;

(51) **LOC (7) Cl.** ..... **10-04**

(52) **U.S. Cl.** ..... **D10/65**

(58) **Field of Search** ..... D10/62, 65; 33/429,  
33/447

FIG. 2 is a left view thereof;

FIG. 3 is a top view thereof;

FIG. 4 is a right view thereof; and,

FIG. 5 is a bottom view thereof.

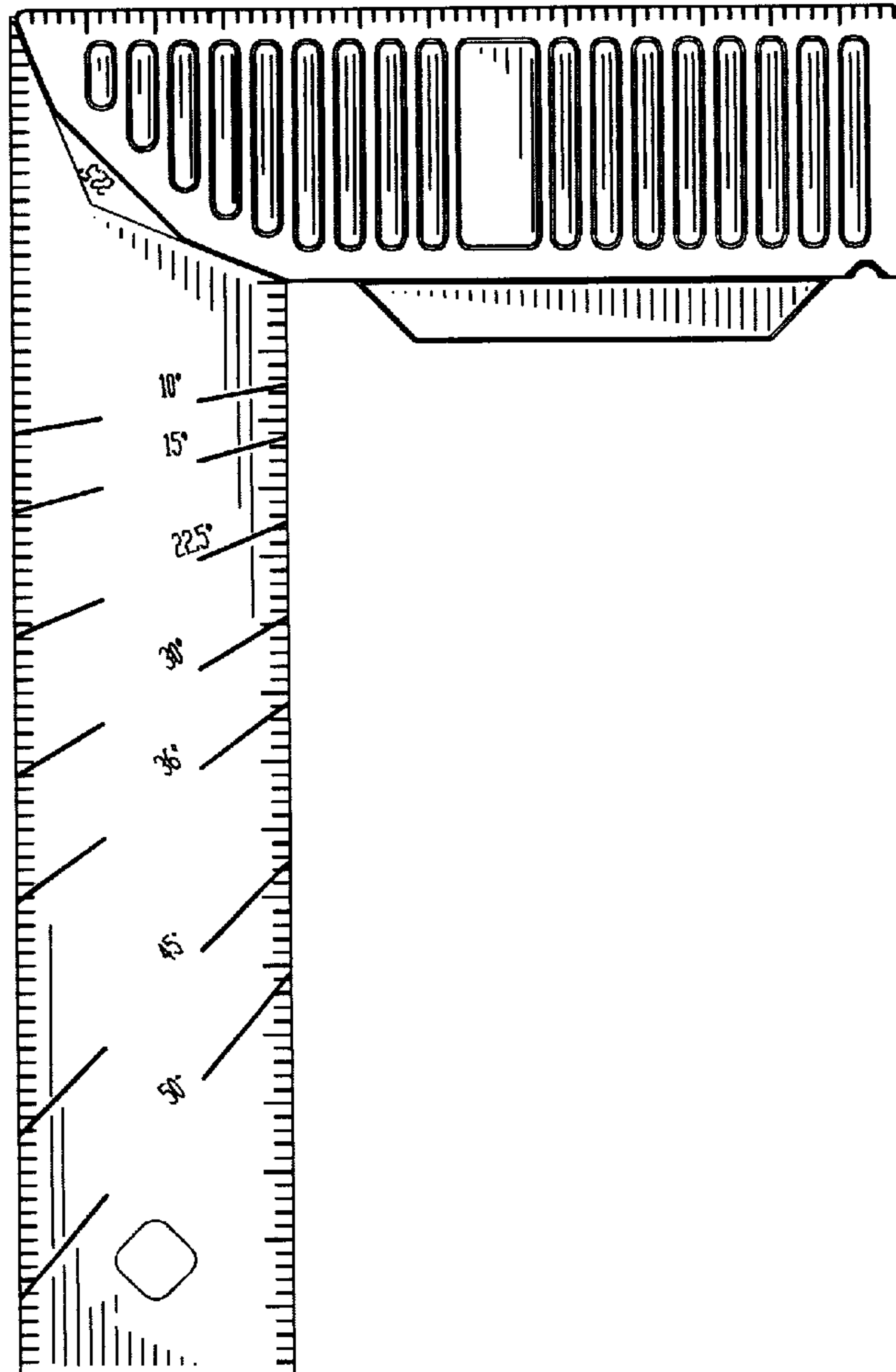
(56) **References Cited**

**U.S. PATENT DOCUMENTS**

D. 353,111 \* 12/1994 Meador ..... D10/65

D. 358,104 \* 5/1995 Munkel ..... D10/65

**1 Claim, 1 Drawing Sheet**



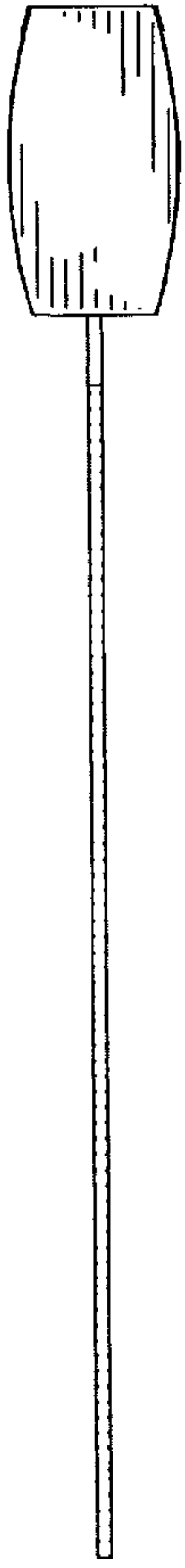


FIG. 5

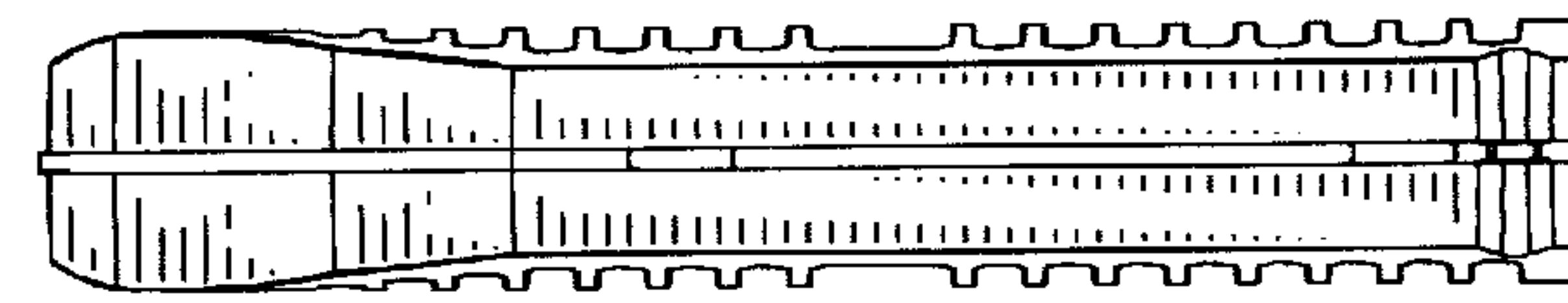


FIG. 2

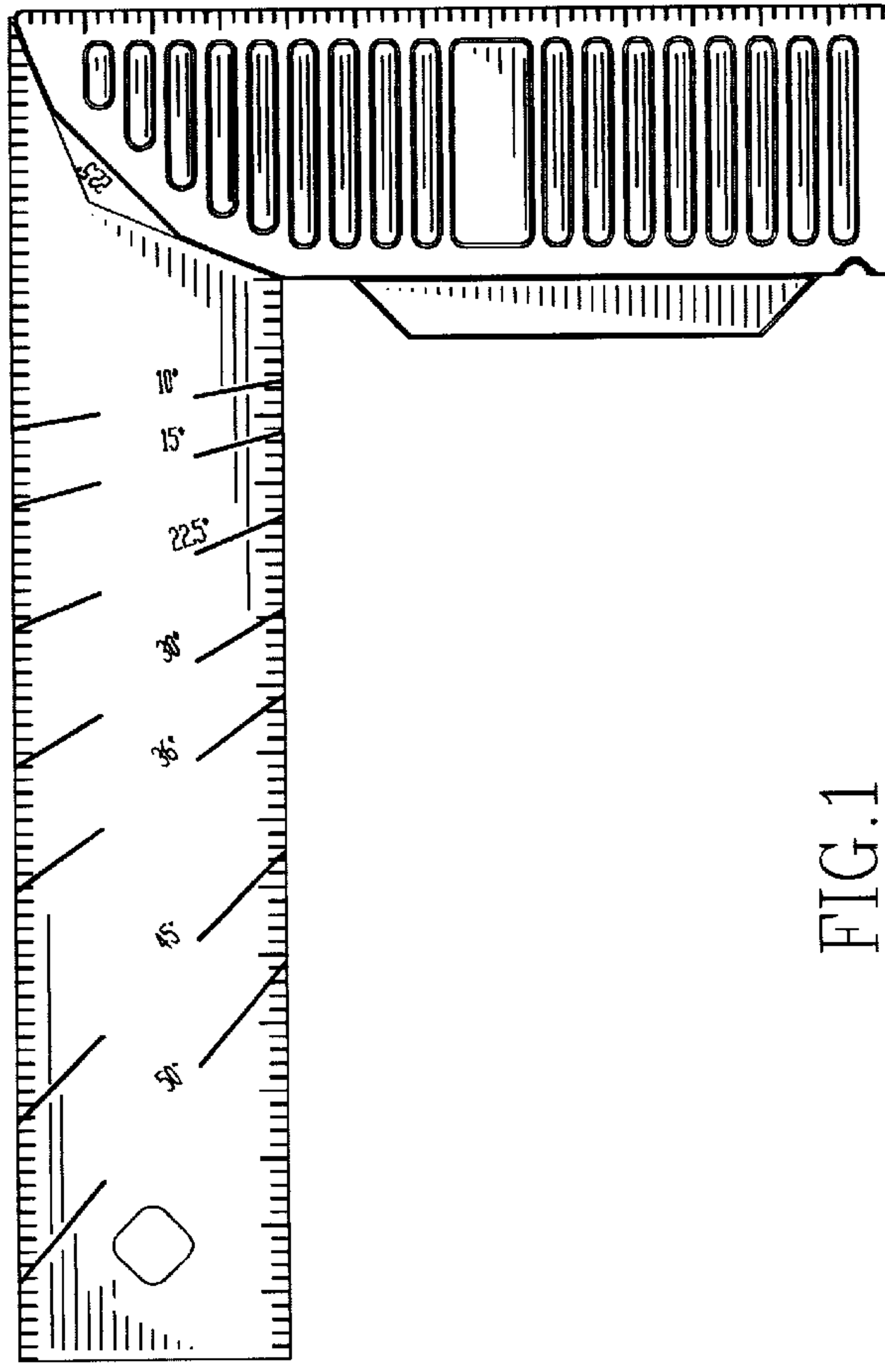


FIG. 1

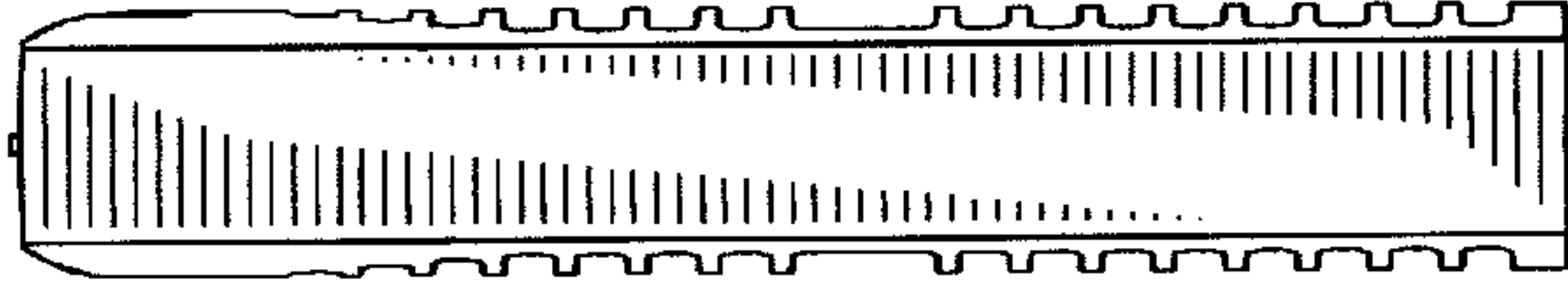


FIG. 4

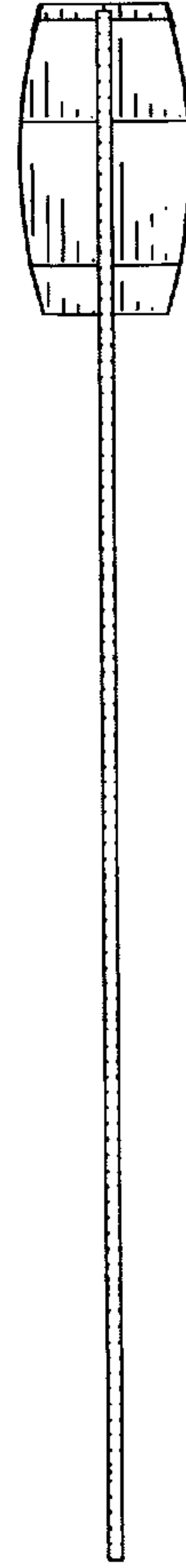


FIG. 3