



US00D451828B1

(12) **United States Design Patent**  
**McGuyer**

(10) **Patent No.:** **US D451,828 S**

(45) **Date of Patent:** **\*\* Dec. 11, 2001**

(54) **ADJUSTABLE MEASURING CONTAINER**

3,021,033 \* 2/1962 Maurer ..... D10/46.2 X

4,981,041 1/1991 Merekle .

6,026,685 \* 2/2000 Weterrings et al. .... 73/429

(75) Inventor: **Carter W. McGuyer**, Muscle Shoals,  
AL (US)

\* cited by examiner

(73) Assignee: **Robbins Industries, Inc.**, Florence, AL  
(US)

*Primary Examiner*—Terry A. Wallace

(74) *Attorney, Agent, or Firm*—Kramer Levin Naftalis &  
Frankel LLP; Gregor N. Neff

(\*\*) Term: **14 Years**

(57) **CLAIM**

(21) Appl. No.: **29/132,164**

The ornamental design for a adjustable measuring container,  
as shown and described.

(22) Filed: **Nov. 3, 2000**

(51) **LOC (7) Cl.** ..... **10-04**

**DESCRIPTION**

(52) **U.S. Cl.** ..... **D10/46.2**

FIG. 1 is a perspective view of the adjustable measuring  
container,

(58) **Field of Search** ..... D10/46.2, 46.3;  
73/426-429; D24/216, 224; 422/910, 912

FIG. 2 is a bottom plan view of the adjustable measuring  
container,

(56) **References Cited**


**U.S. PATENT DOCUMENTS**

- D. 369,304 4/1996 Weterrings .
- 2,256,865 9/1941 Gilbert .
- 2,479,007 8/1949 Gruben .
- 2,839,928 6/1958 Fohrman .

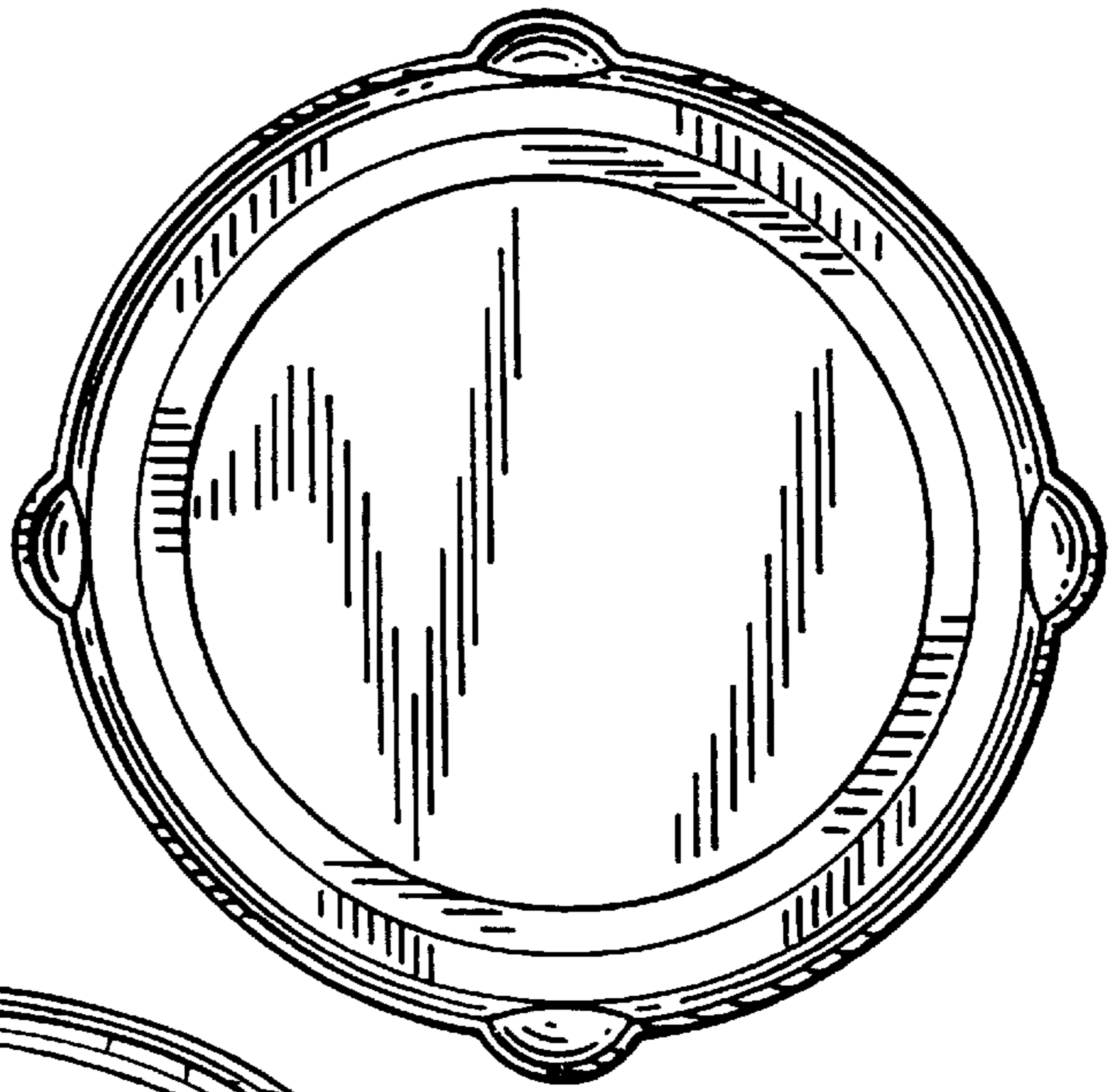
FIG. 3 is a top plan view of the adjustable measuring  
container; and,

FIG. 4 is a front elevation view of the adjustable measuring  
container.


**1 Claim, 2 Drawing Sheets**



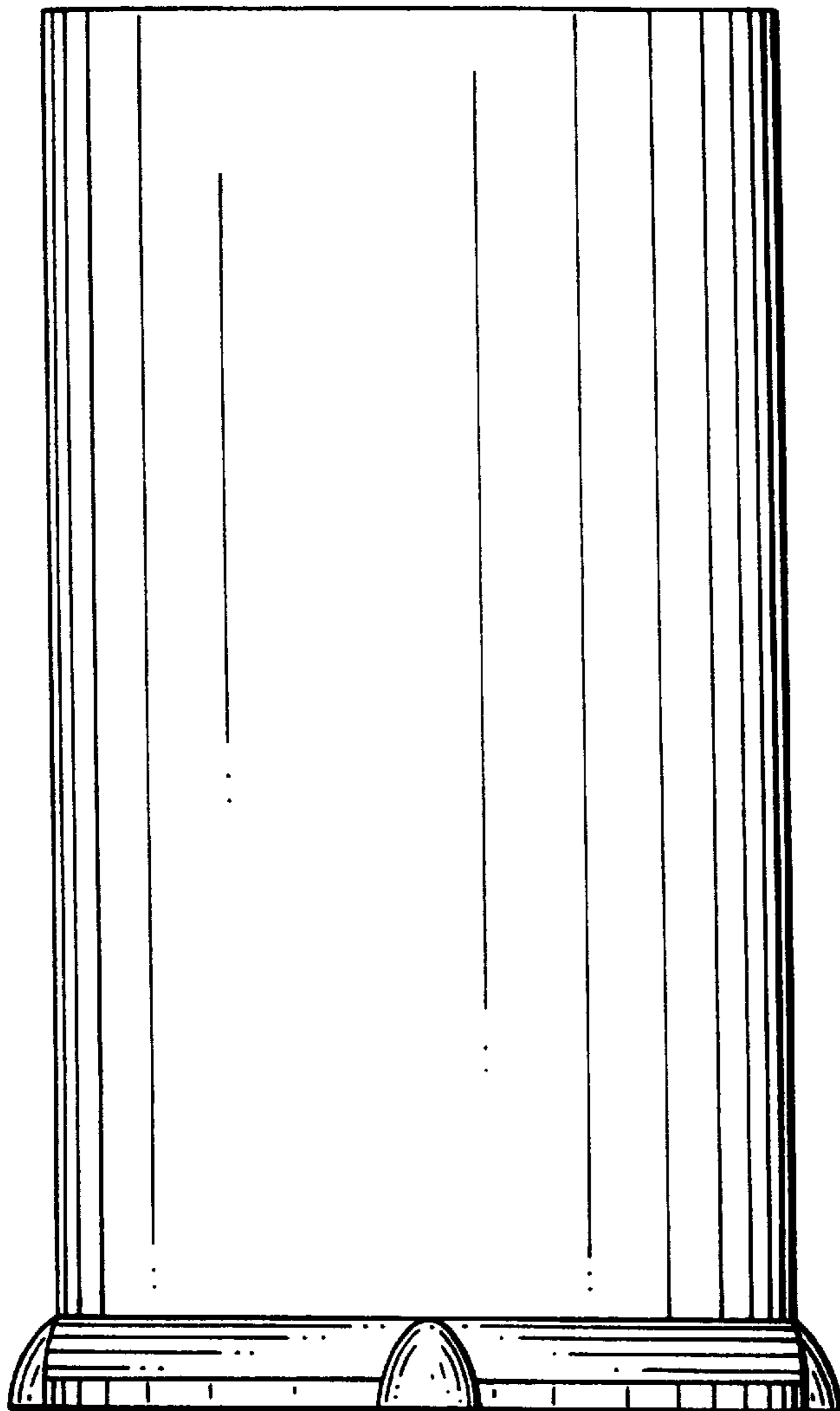
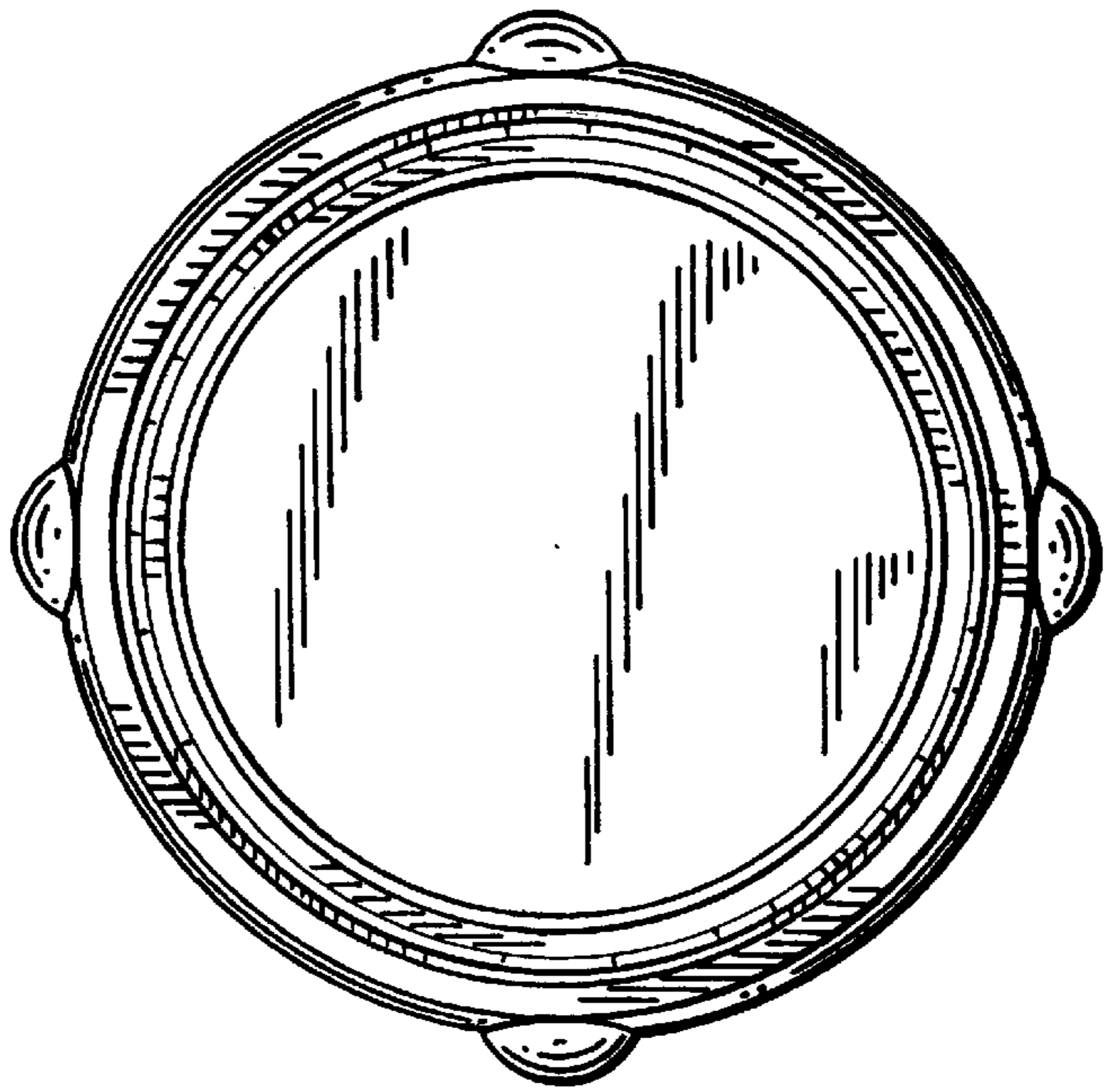
*FIG. 2*



*FIG. 1*



*FIG. 3*



*FIG. 4*