



US00D451826B1

(12) **United States Design Patent**
Giardiello

(10) **Patent No.:** **US D451,826 S**

(45) **Date of Patent:** **** Dec. 11, 2001**

(54) **WRISTWATCH**

D. 439,173 * 3/2001 Giardiello D10/32
3,735,585 * 5/1973 Takagi 368/281

(75) Inventor: **Barbara Giardiello**, Naples (IT)

OTHER PUBLICATIONS

(73) Assignee: **Sector Group SA**, Neuchatel (CH)

Jeweler's Circular—Keystone Sep. 1984—p. 90—watch at lower left.*

(**) Term: **14 Years**

* cited by examiner

(21) Appl. No.: **29/125,688**

Primary Examiner—Nelson C. Holtje

(22) Filed: **Jun. 28, 2000**

(74) *Attorney, Agent, or Firm*—Sughrue, Mion, Zinn, Macpeak & Seas, PLLC

(30) **Foreign Application Priority Data**

Feb. 17, 2000 (XH) DMA/004 793

(57) **CLAIM**

(51) **LOC (7) Cl.** **10-02**

The ornamental design for a wristwatch, as shown.

(52) **U.S. Cl.** **D10/32**

DESCRIPTION

(58) **Field of Search** D10/1-39, 122-132;
368/276-277, 285, 281-282; D11/3-25;
63/1.1, 3, 5, 11

FIG. 1 is a perspective view of the front and one side of a wristwatch showing my new design;
FIG. 2 is a front view thereof;
FIG. 3 is a rear view thereof;
FIG. 4 is a side view of said one side thereof;
FIG. 5 is a side view of an opposite side thereof;
FIG. 6 is an end view of one end thereof; and,
FIG. 7 is an end view of an opposite end thereof.

(56) **References Cited**

U.S. PATENT DOCUMENTS

- D. 388,333 * 12/1997 Wunderman D10/32
- D. 400,448 * 11/1998 Wunderman D10/32
- D. 422,513 * 4/2000 Bodino D10/32
- D. 432,028 * 10/2000 Burgener D10/32

1 Claim, 2 Drawing Sheets



FIG. 1



FIG. 2



FIG. 3




FIG. 4




FIG. 6




FIG. 5




FIG. 7

