



US00D451823B1

(12) **United States Design Patent**
Moriai

(10) **Patent No.:** **US D451,823 S**

(45) **Date of Patent:** **** Dec. 11, 2001**

(54) **WATCH CASE**

D. 443,211 * 6/2001 Hanagata D10/30

(75) **Inventor:** **Ryusuke Moriai, Tokyo (JP)**

* cited by examiner

(73) **Assignee:** **Casio Keisanki Kabushiki Kaisha**

Primary Examiner—Martie K. Holtje

(**) **Term:** **14 Years**

(74) *Attorney, Agent, or Firm*—Frishauf, Holtz, Goodman, Langer & Chick, P.C.

(21) **Appl. No.:** **29/138,924**

(57) **CLAIM**

(22) **Filed:** **Mar. 22, 2001**

The ornamental design for a watch case, as shown.

(51) **LOC (7) Cl.** **10-02**

DESCRIPTION

(52) **U.S. Cl.** **D10/30; D10/38**

FIG. 1 is a front elevational view of a watch case, showing my new design;

(58) **Field of Search** D10/1, 2, 3-15,
D10/16-18, 19-40, 122-132; 368/10, 28-30,
41-44, 82-84, 239-242, 276, 277, 280-282,
285, 316, 317

FIG. 2 is a right side elevational view thereof;

FIG. 3 is a left side elevational view thereof;

FIG. 4 is a top plan view thereof;

FIG. 5 is a bottom plan view thereof;

FIG. 6 is a rear elevational view thereof; and,

FIG. 7 is a front, bottom and right side perspective view thereof.

(56) **References Cited**

U.S. PATENT DOCUMENTS

- D. 426,472 * 6/2000 Oshita D10/30
- D. 429,467 * 8/2000 Kojima D10/30
- D. 434,988 * 12/2000 Kojima D10/30

1 Claim, 3 Drawing Sheets

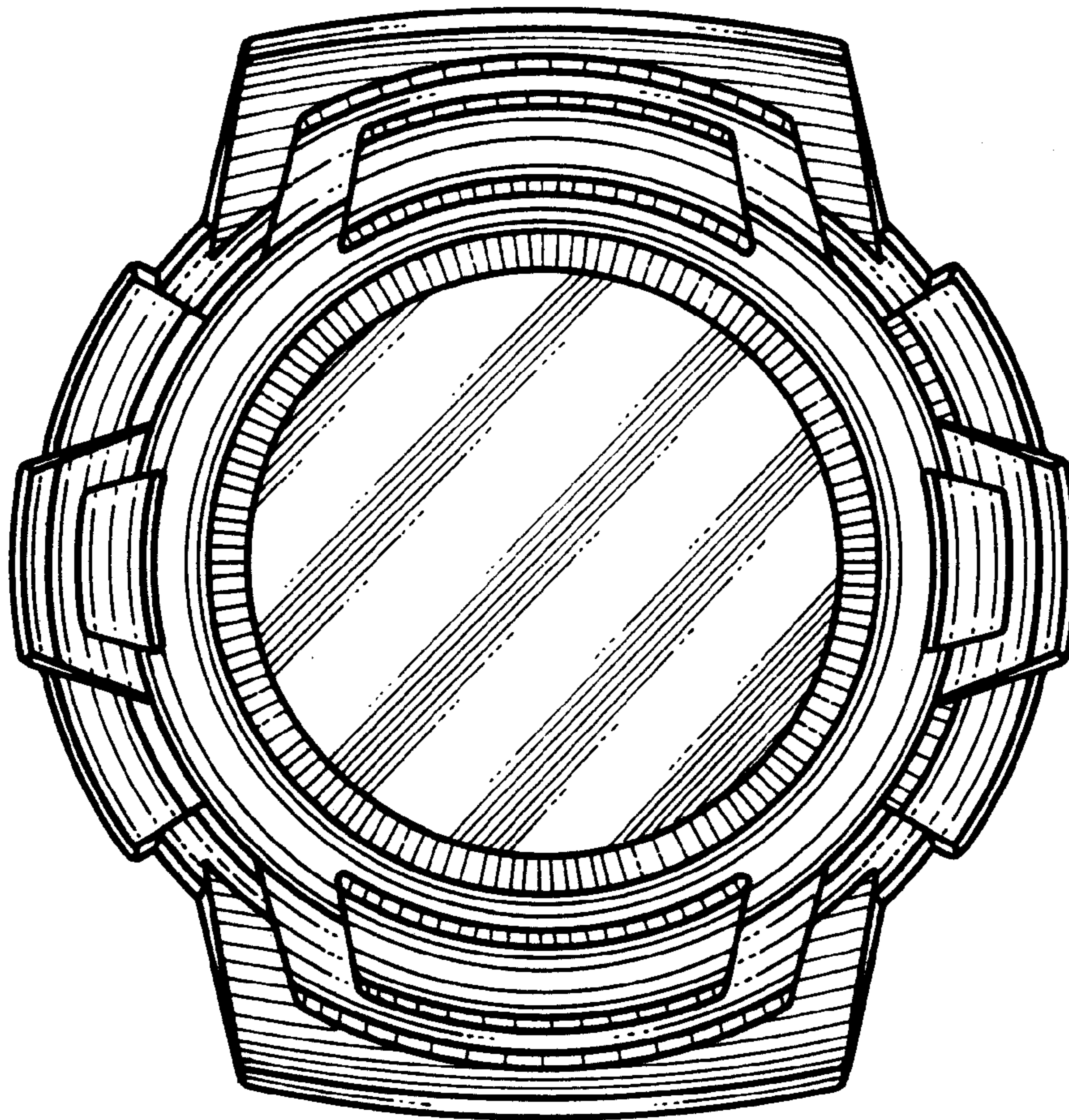


FIG. 1

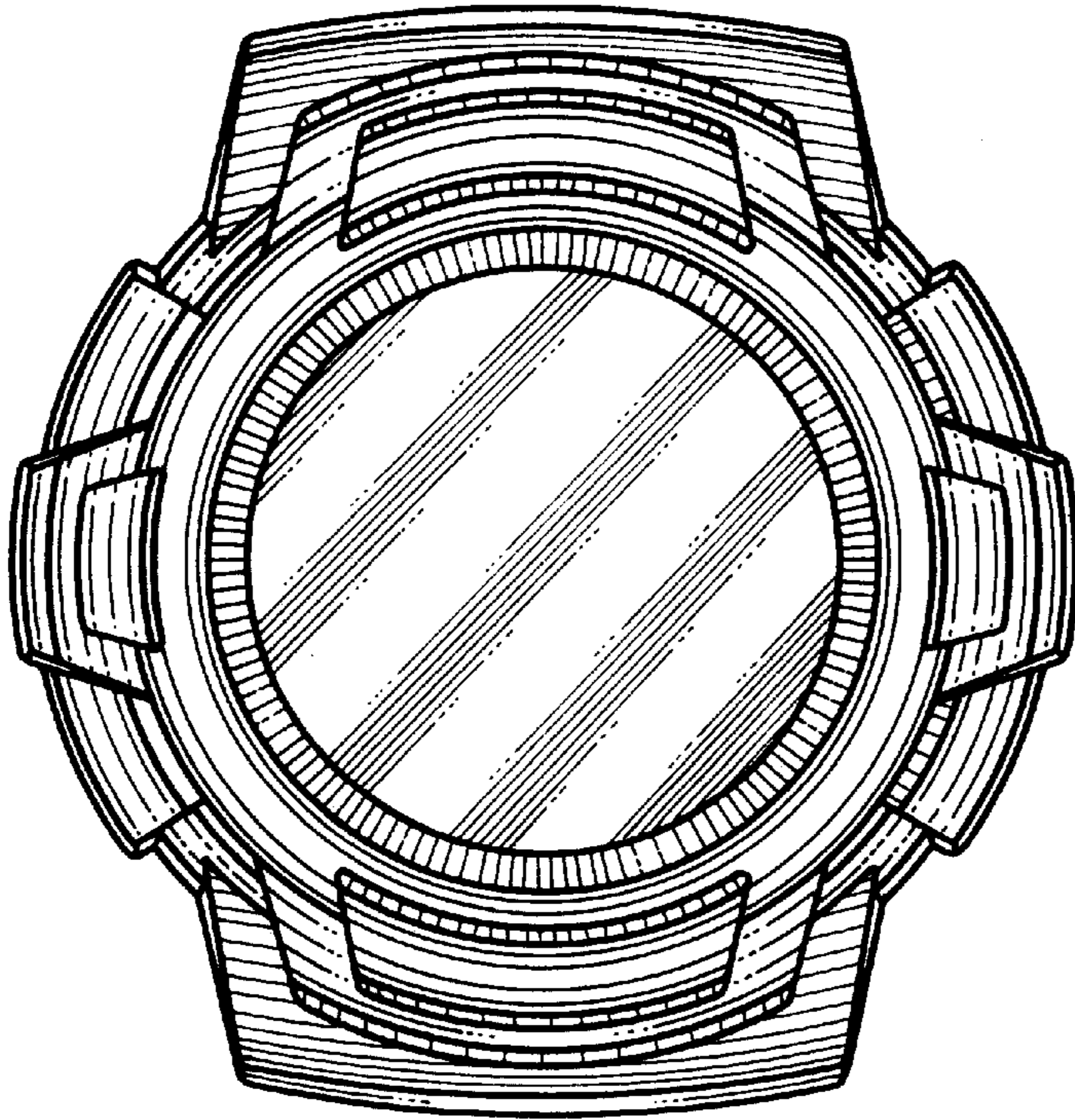


FIG. 2

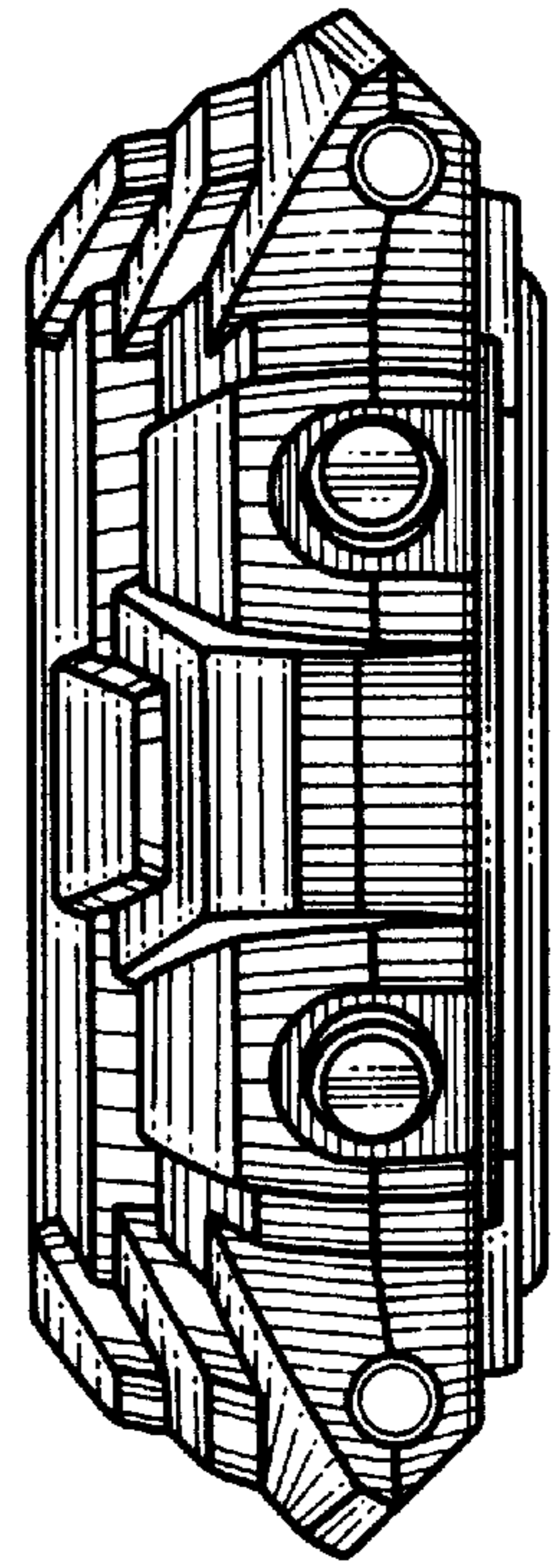


FIG. 5




FIG. 4




FIG. 6

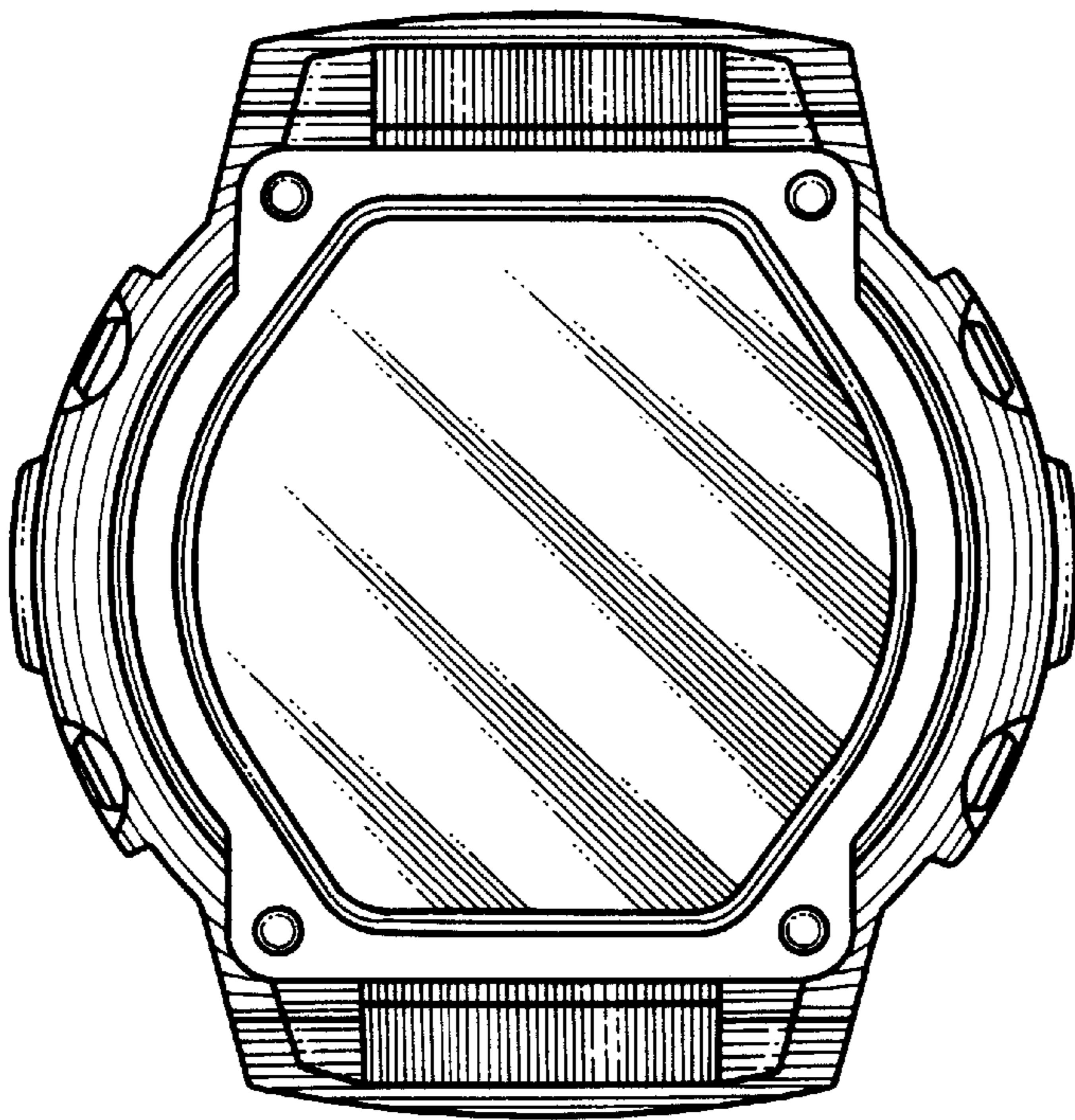


FIG. 3




FIG. 7

