



US00D451822B1

(12) **United States Design Patent**
Fujihara et al.

(10) **Patent No.:** **US D451,822 S**

(45) **Date of Patent:** **** Dec. 11, 2001**

(54) **WATCH CASE**

(75) Inventors: **You Fujihara**, Hamura; **Takashi Nikaido**, Ome, both of (JP)

(73) Assignee: **Casio Keisanki Kabushiki Kaisha**, Tokyo (JP)

(**) Term: **14 Years**

(21) Appl. No.: **29/136,252**

(22) Filed: **Jan. 26, 2001**

(51) **LOC (7) Cl.** **10-02**

(52) **U.S. Cl.** **D10/30; D10/38**

(58) **Field of Search** D10/1, 2, 3-15,
D10/16-18, 19-40, 122-132; 368/10, 28-30,
41-44, 82-84, 88, 239-242, 276, 277, 280-282,
285, 316, 317

(56) **References Cited**

U.S. PATENT DOCUMENTS

- D. 103,943 * 4/1937 Kolberg D10/38
- D. 237,149 * 10/1975 Watanabe D10/38
- D. 387,675 * 12/1997 Kume D10/30

- D. 402,899 * 12/1998 Matsuda D10/30
- D. 407,027 * 3/1999 Kubo et al. D10/30
- 4,261,049 * 4/1981 Komiyama et al. 368/88
- 6,292,439 * 9/2001 Akiba et al. 368/84

* cited by examiner

Primary Examiner—Martie K. Holtje

(74) *Attorney, Agent, or Firm*—Frishauf, Holtz, Goodman, Langer & Chick, P.C.

(57) **CLAIM**

The ornamental design for a watch case, as shown.

DESCRIPTION

FIG. 1 is a front elevational view of a watch case, showing our new design;
 FIG. 2 is a right side elevational view thereof;
 FIG. 3 is a left side elevational view thereof;
 FIG. 4 is a top plan view thereof;
 FIG. 5 is a bottom plan view thereof;
 FIG. 6 is a rear elevational view thereof; and,
 FIG. 7 is a front, bottom and right side perspective view thereof.

1 Claim, 3 Drawing Sheets

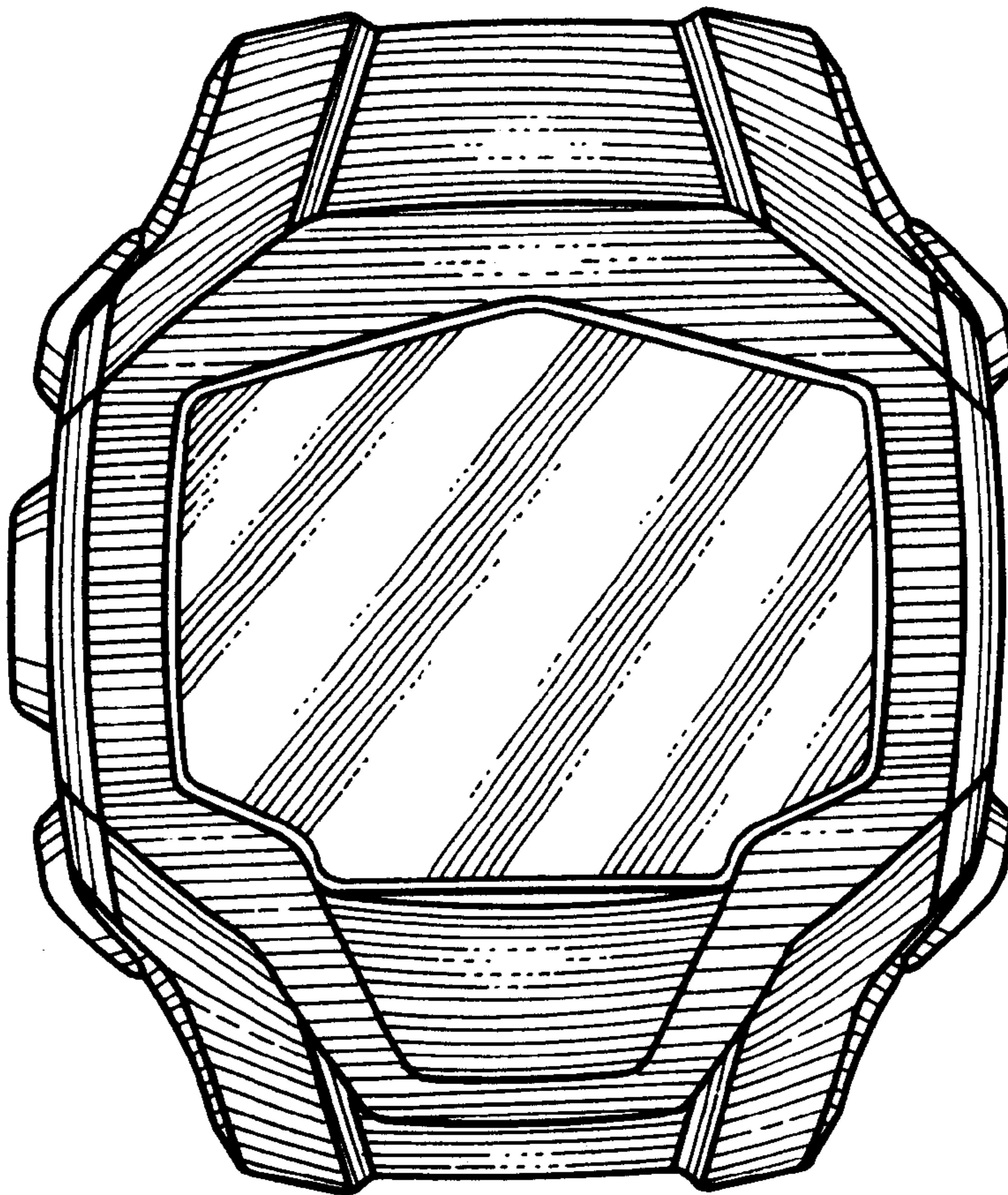


FIG. 1

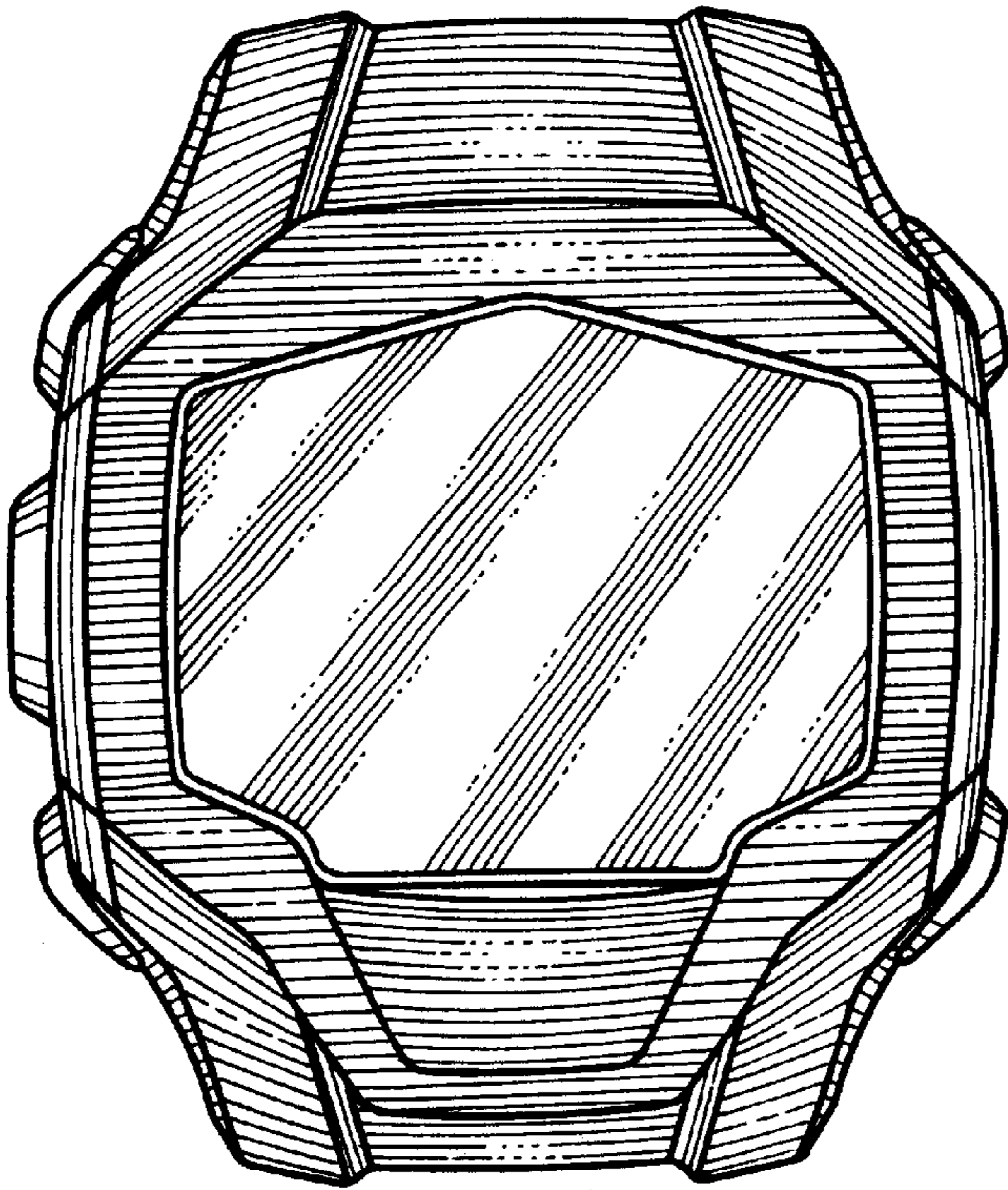


FIG. 2




FIG. 5




FIG. 4




FIG. 6

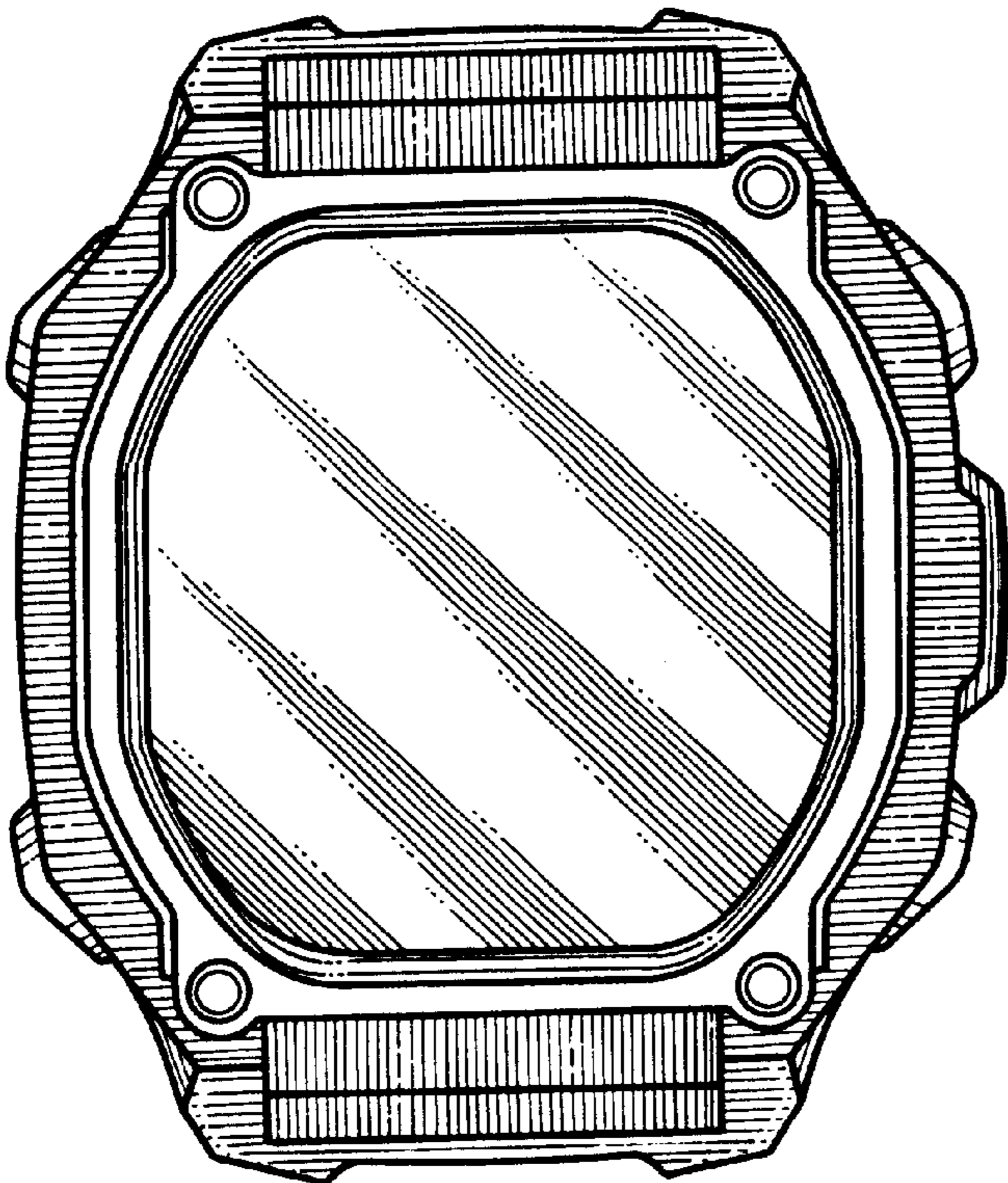


FIG. 3

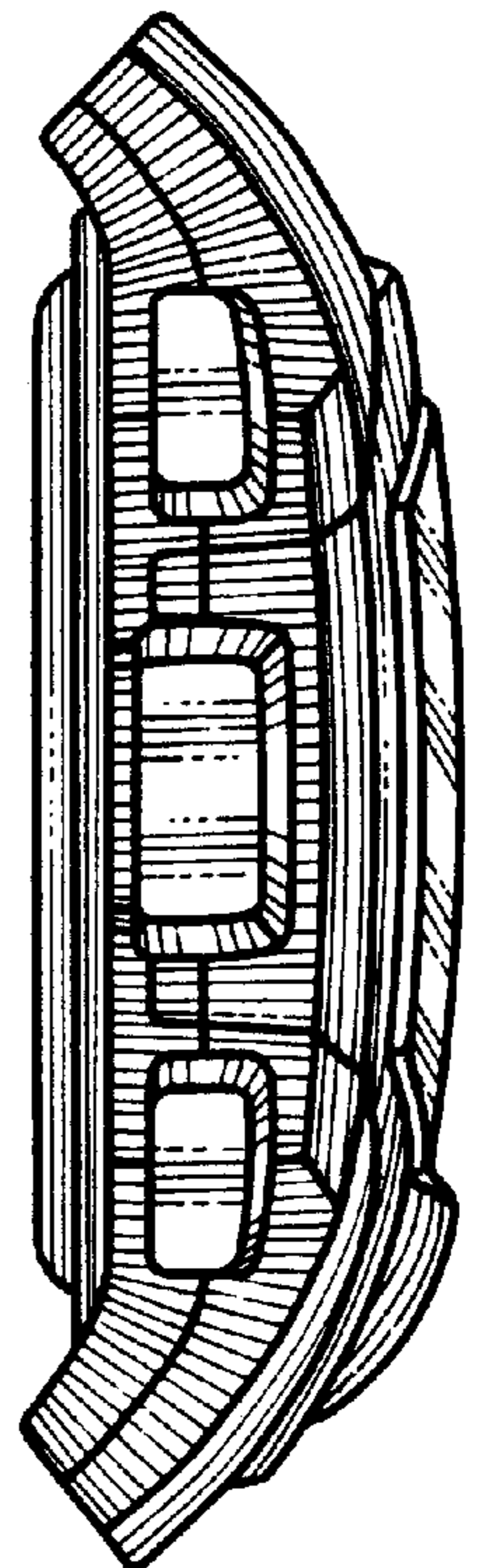


FIG. 7

