



US00D451814B1

(12) **United States Design Patent**
Chan

(10) **Patent No.:** **US D451,814 S**

(45) **Date of Patent:** **** Dec. 11, 2001**

(54) **CLIP CLOCK**

(75) **Inventor:** **Chuk Shun Chan, Kowloon (HK)**

(73) **Assignee:** **Pollyflame International B.V.,
Kowloon (HK)**

(**) **Term:** **14 Years**

(21) **Appl. No.:** **29/124,451**

(22) **Filed:** **May 30, 2000**

(30) **Foreign Application Priority Data**

Nov. 30, 1999 (XH) DM/049 965

(51) **LOC (7) Cl.** **10-01**

(52) **U.S. Cl.** **D10/2; D10/6; D10/33**

(58) **Field of Search** D10/1-5, 6-29,
D10/30-40, 122-132; 368/10, 276, 277,
285, 316, 317; D19/34, 65

(56) **References Cited**

U.S. PATENT DOCUMENTS

- D. 292,677 * 11/1987 Jordi D10/31
- D. 295,501 * 5/1988 Brayford D10/31
- D. 312,415 * 11/1990 Muller et al. D10/31
- D. 313,759 * 1/1991 Nomizu D10/31

- D. 333,099 * 2/1993 Hiromori D10/2
- D. 399,762 * 10/1998 Yida D10/33
- D. 417,625 * 12/1999 Werginz D10/2
- D. 423,053 * 4/2000 Lefkowitz D19/65
- D. 436,373 * 1/2001 Mershon D19/34
- 2,509,428 * 5/1950 Greene 368/316 X
- 4,705,408 * 11/1987 Jordi 368/278

* cited by examiner

Primary Examiner—Martie K. Holtje

(74) *Attorney, Agent, or Firm*—Altera Law Group LLC

(57) **CLAIM**

The ornamental design for a clip clock, as shown and described.

DESCRIPTION

FIG. 1 is a front perspective view of a clip clock showing my new design:

FIG. 2 is a front elevational view;

FIG. 3 is a top plan view;

FIG. 4 is a bottom plan view;

FIG. 5 is a right side elevational view; and,

FIG. 6 is a left side elevational view thereof.

The rear of the article is unornamented.

1 Claim, 6 Drawing Sheets






FIGURE 1



FIGURE 2




FIGURE 3




FIGURE 4




FIGURE 5




FIGURE 6