



US00D451804B1

(12) **United States Design Patent** (10) **Patent No.:** **US D451,804 S**
Bell (45) **Date of Patent:** **** Dec. 11, 2001**

(54) **ACCESS ENTRY AREA TO A FLEXIBLE POUCH**

(76) Inventor: **Gary M. Bell**, 6109 Medicine Lake Rd., Crystal, MN (US) 55422

(**) Term: **14 Years**

(21) Appl. No.: **29/138,143**

(22) Filed: **Mar. 7, 2001**

(51) **LOC (7) Cl.** **09-07**

(52) **U.S. Cl.** **D9/434; D9/305**

(58) **Field of Search** D9/305, 306, 434; D8/394, 395; D19/65, 86, 88; D21/386; 273/157 R; 383/200, 202

(56) **References Cited**

U.S. PATENT DOCUMENTS

D. 362,618	9/1995	Paling et al. .	
D. 378,531	*	3/1997 Szikszay	D19/65
D. 408,447	*	4/1999 Base et al.	D19/65 X
D. 410,838		6/1999 Berman .	
D. 410,954	*	6/1999 Ahlqvist	D19/65
D. 412,665		8/1999 Smith et al. .	
1,236,336	*	8/1917 Merrill	D19/86
2,853,043	*	9/1958 Bitterman et al.	116/234
3,799,914		3/1974 Schmit et al. .	
4,138,116	*	2/1979 Siders, Jr. et al.	273/157 R
4,762,514		8/1988 Yoshida .	
4,806,021		2/1989 Koudstaal et al. .	
5,102,129	*	4/1992 Roberts	D8/353 X
5,201,076	*	4/1993 Schemine, Jr.	2/145
5,425,583		6/1995 Wild .	
5,873,656		2/1999 Arkins et al. .	
5,997,177		12/1999 Kaufman .	
6,023,914		2/2000 Richison et al. .	
6,224,528		5/2001 Bell .	

FOREIGN PATENT DOCUMENTS

WO 95/23742 9/1995 (WO) .

* cited by examiner

Primary Examiner—Cathron C. Brooks

(74) *Attorney, Agent, or Firm*—Merchant & Gould, P.C.

(57) **CLAIM**

The ornamental design for access entry area to a flexible pouch, as shown and described.

DESCRIPTION

FIG. 1 is a perspective view of a second embodiment of an access entry area to a flexible pouch embodying my new design, the portions shown in broken lines forming no part of the design sought to be patented;

FIG. 2 is a front elevational view of the embodiment of FIG. 1, the portions shown in broken lines forming no part of the design sought to be patented;

FIG. 3 is a rear elevational view of the embodiment of FIG. 1, the portions shown in broken lines forming no part of the design sought to be patented;

FIG. 4 is a right elevational view of the embodiment of FIG. 1, the portions shown in broken lines forming no part of the design sought to be patented;

FIG. 5 is a left elevational view of the embodiment of FIG. 1, the portions shown in broken lines forming no part of the design sought to be patented;

FIG. 6 is a top plan view of the embodiment of FIG. 1, the portions shown in broken lines forming no part of the design sought to be patented; and,

FIG. 7 is a bottom plan view of the embodiment of FIG. 1, the portions shown in broken lines forming no part of the design sought to be patented.

1 Claim, 4 Drawing Sheets

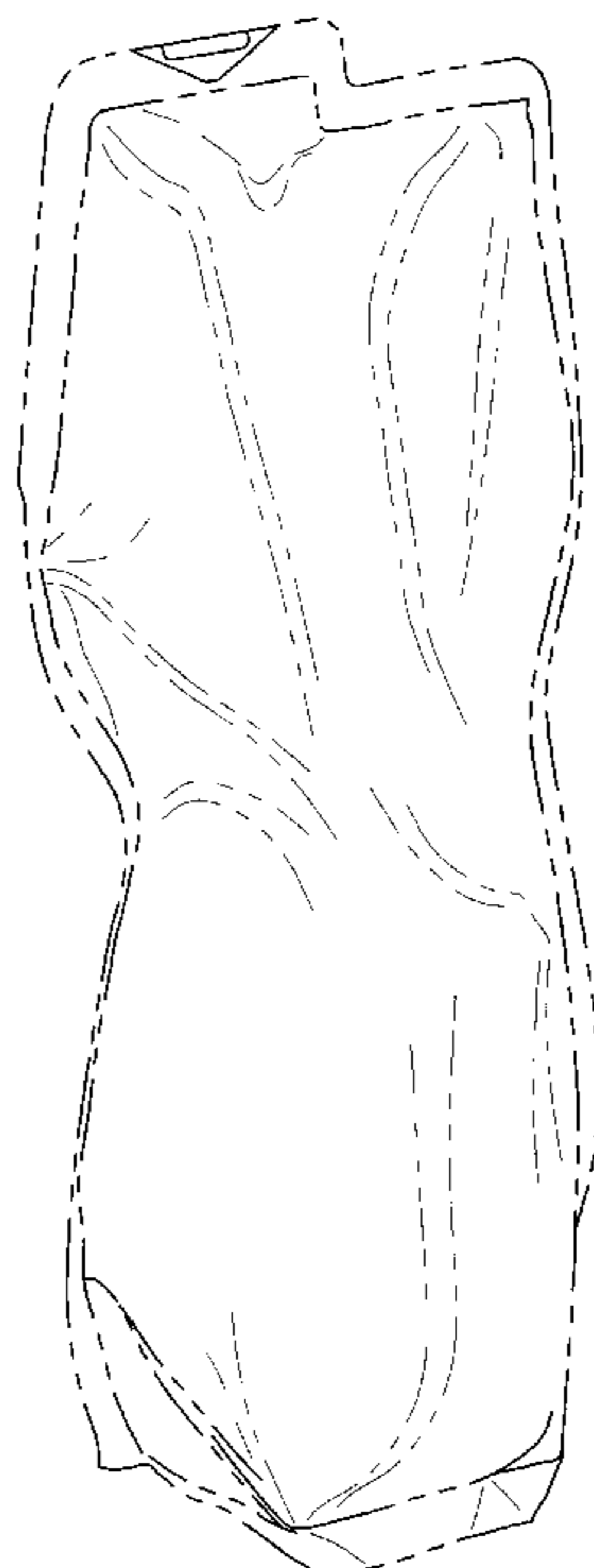


FIG. 1




FIG. 2

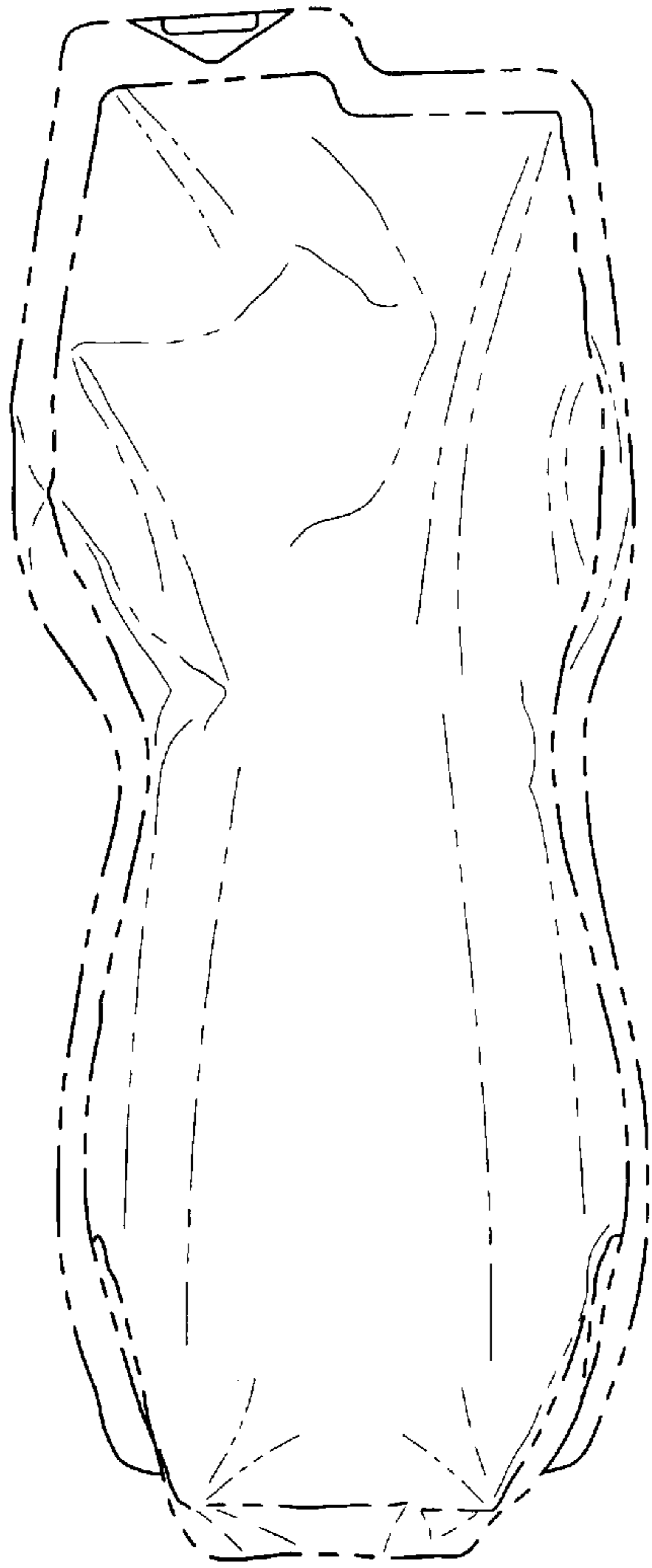


FIG. 3

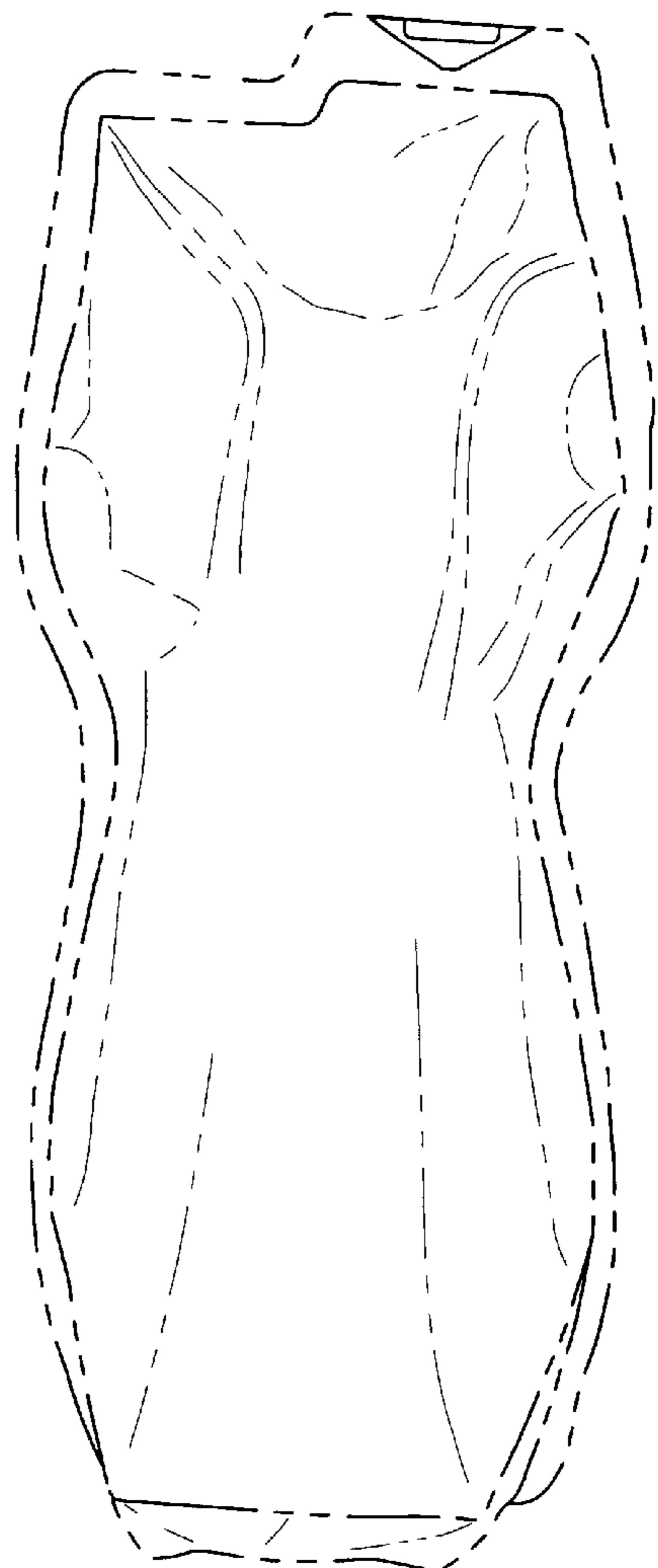


FIG. 4

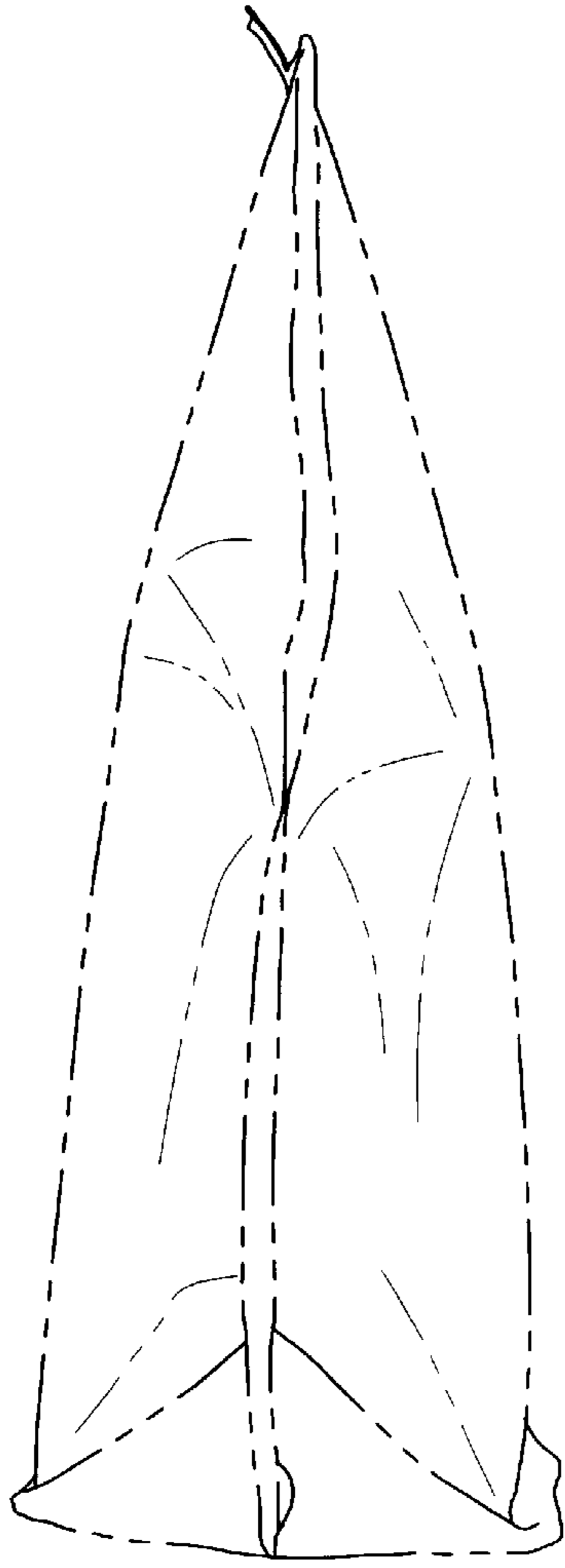


FIG. 5

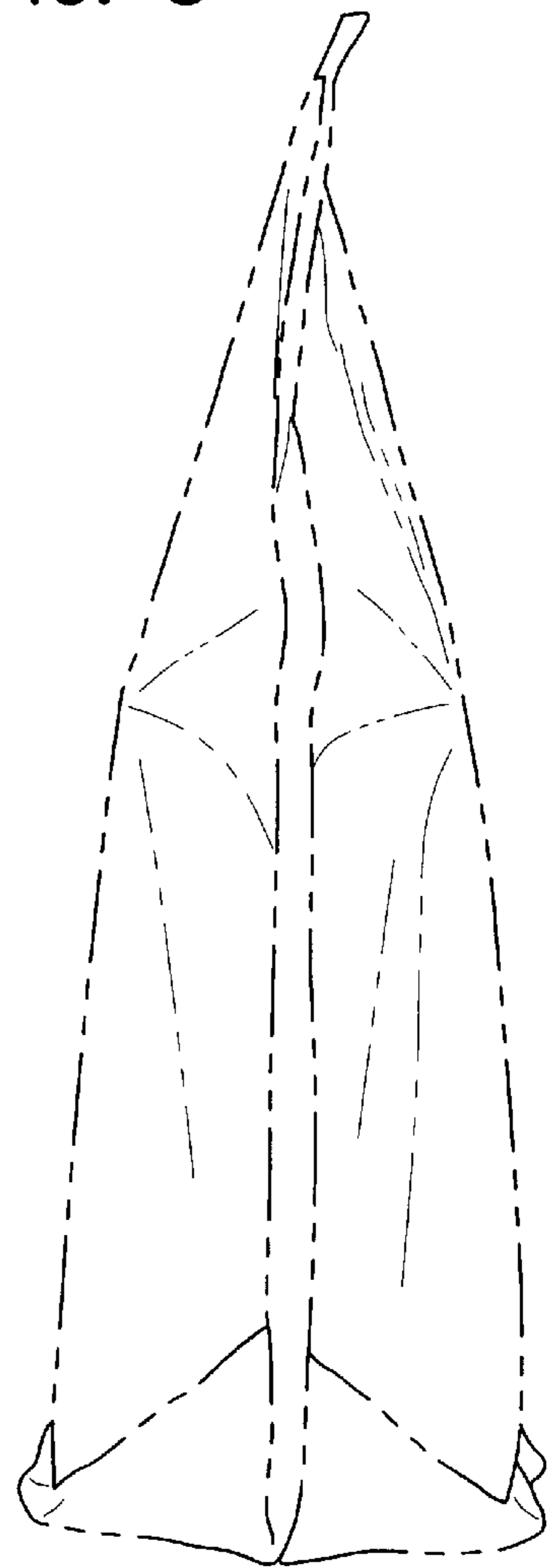


FIG. 6

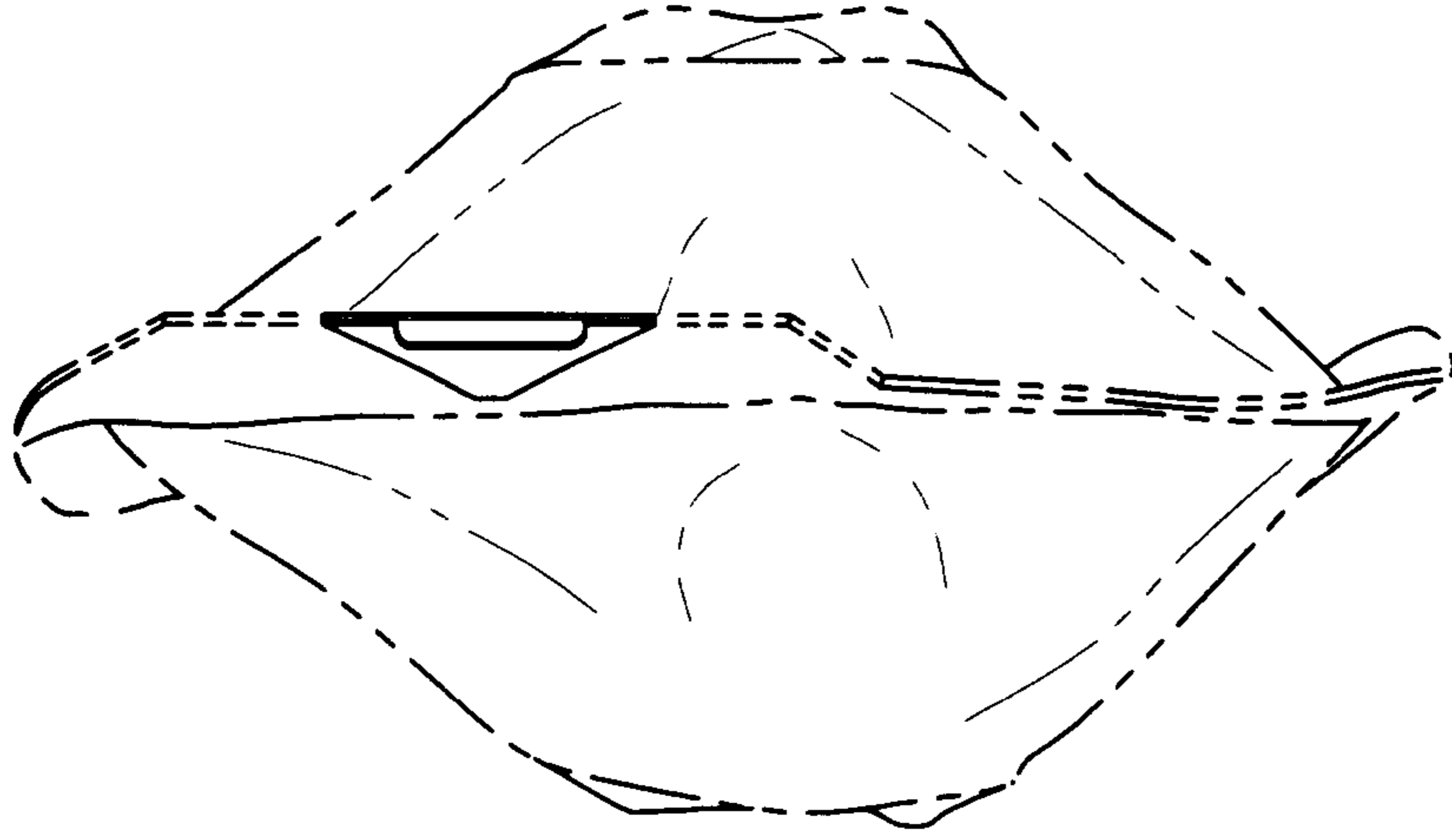
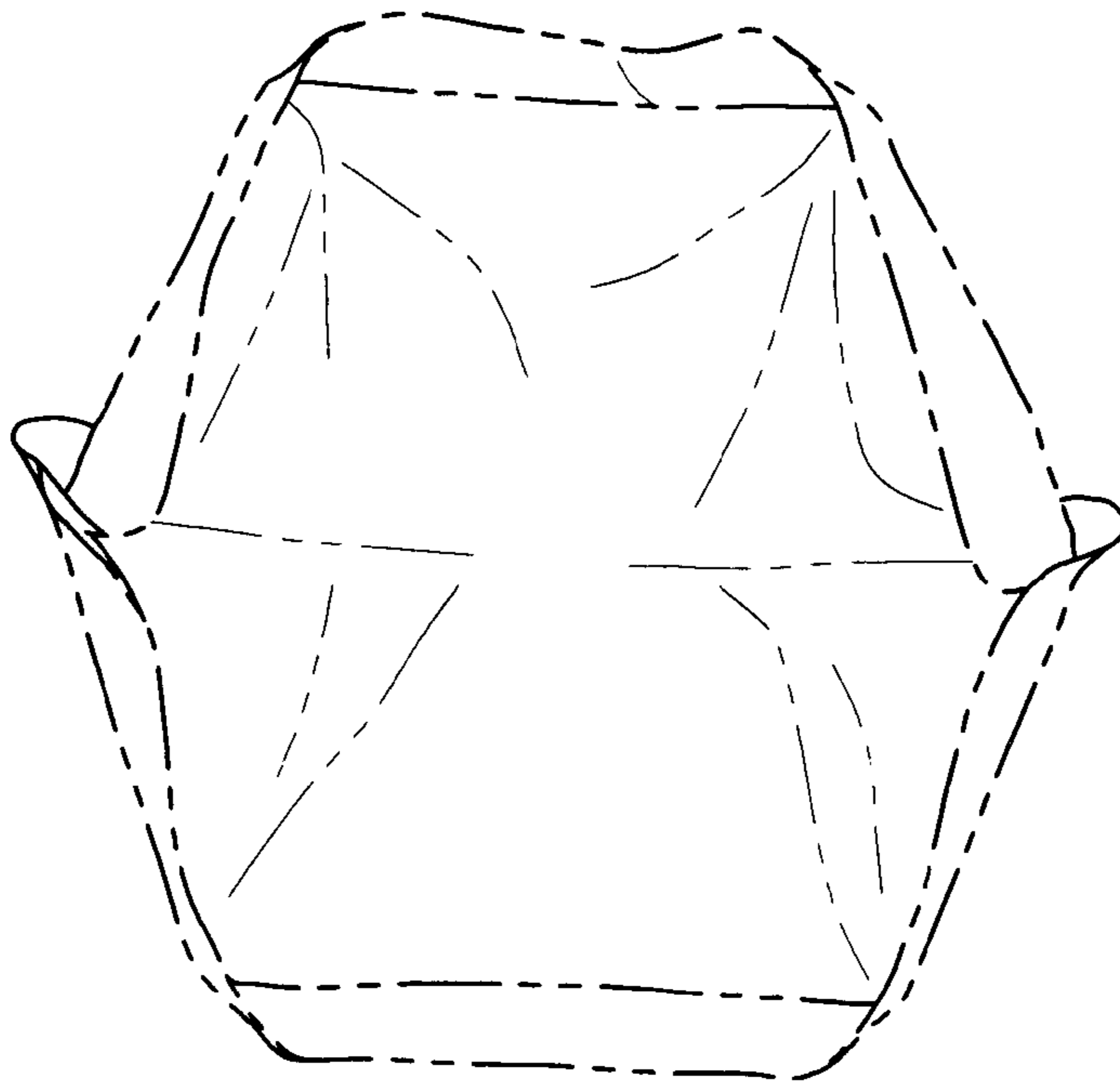


FIG. 7



UNITED STATES PATENT AND TRADEMARK OFFICE
CERTIFICATE OF CORRECTION

PATENT NO. : Des 451, 804 S
DATED : December 11, 2001
INVENTOR(S) : Gary M. Bell

Page 1 of 1

It is certified that error appears in the above-identified patent and that said Letters Patent is hereby corrected as shown below:

Title page,

Column 2,


Fig. 1, line 1, delete "a second" and insert -- an --;

Fig. 6, line 3, after "and" delete ",".

Signed and Sealed this

Seventh Day of May, 2002

Attest:



Attesting Officer

JAMES E. ROGAN
Director of the United States Patent and Trademark Office