



US00D451801B1

(12) **United States Design Patent**
Schillinger

(10) **Patent No.:** **US D451,801 S**

(45) **Date of Patent:** **** Dec. 11, 2001**

(54) **CONTAINER**

(75) Inventor: **Michael Stuart Schillinger**, Charlotte, NC (US)

(73) Assignee: **Deere & Company**, Moline, IL (US)

(**) Term: **14 Years**

(21) Appl. No.: **29/132,711**

(22) Filed: **Nov. 15, 2000**

(51) **LOC (7) Cl.** **09-03**

(52) **U.S. Cl.** **D9/418**

(58) **Field of Search** D9/414, 415, 418, D9/346, 337, 432; 206/756, 765, 769, 770, 418, 68, 426, 775-783, 486, 476; 229/162

(56) **References Cited**

U.S. PATENT DOCUMENTS

D. 371,959	*	7/1996	Hupp	D9/418
D. 393,800	*	4/1998	Harrison	D9/415
D. 405,369	*	2/1999	Dohner	D9/415
D. 435,442	*	12/2000	Candelin	D9/415
D. 440,488	*	4/2001	Thompson et al.	D9/418

3,270,867 * 9/1966 Hennessey et al. 206/779

3,680,687 8/1972 D'Alessio 206/45.14

4,385,687 * 5/1983 Dutcher 206/779

* cited by examiner

Primary Examiner—Prabhakar Deshmukh

(57) **CLAIM**

The ornamental design for a container, as shown and described.

DESCRIPTION

FIG. 1 is a right front elevated perspective view of a container, showing our new design.

FIG. 2 is a front view of the container design of FIG. 1.

FIG. 3 is a top view of the container design of FIG. 1.

FIG. 4 is a left side view of the container design of FIG. 1.

FIG. 5 is a right side view of the container design of FIG. 1.

FIG. 6 is a rear view of the container design of FIG. 1; and,

FIG. 7 is a bottom view of the container design of FIG. 1.

FIGS. 2-7 are drawn in reduced scale. The broken lines are for illustrative purpose only and forms no part of the claimed design.

1 Claim, 2 Drawing Sheets


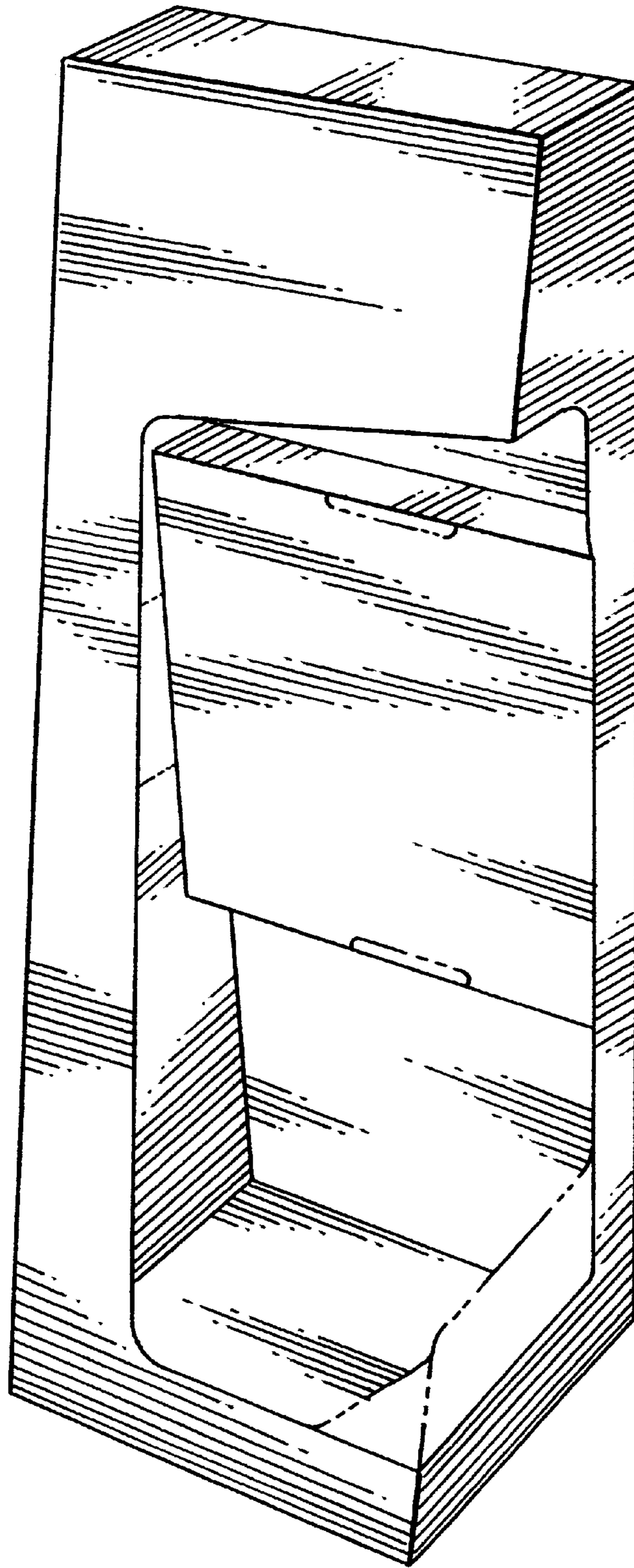


Fig. 1



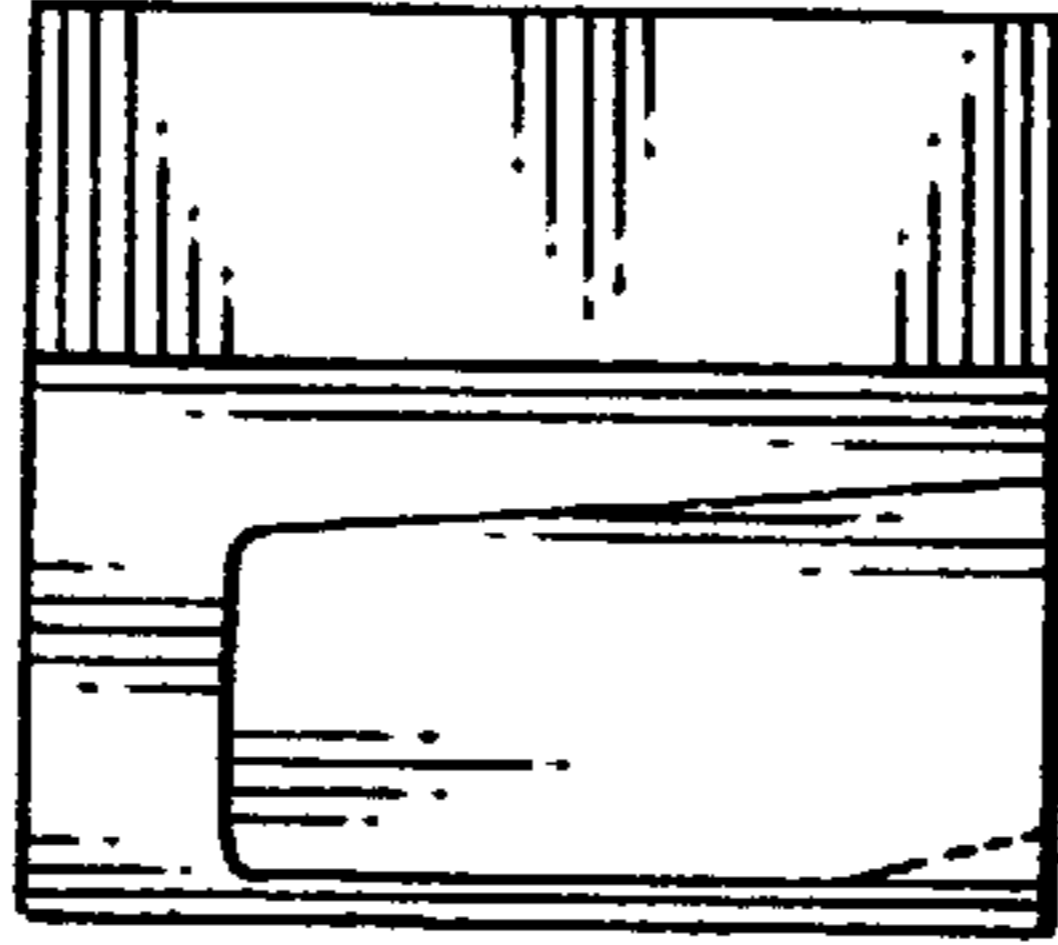


Fig. 3

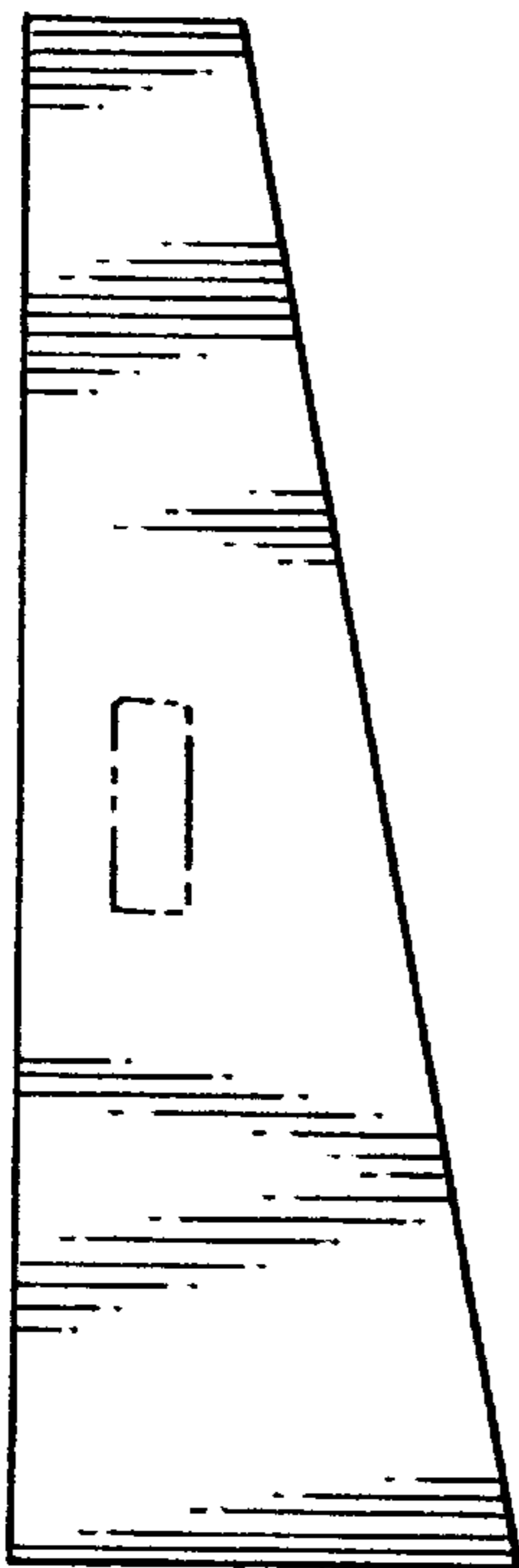


Fig. 4

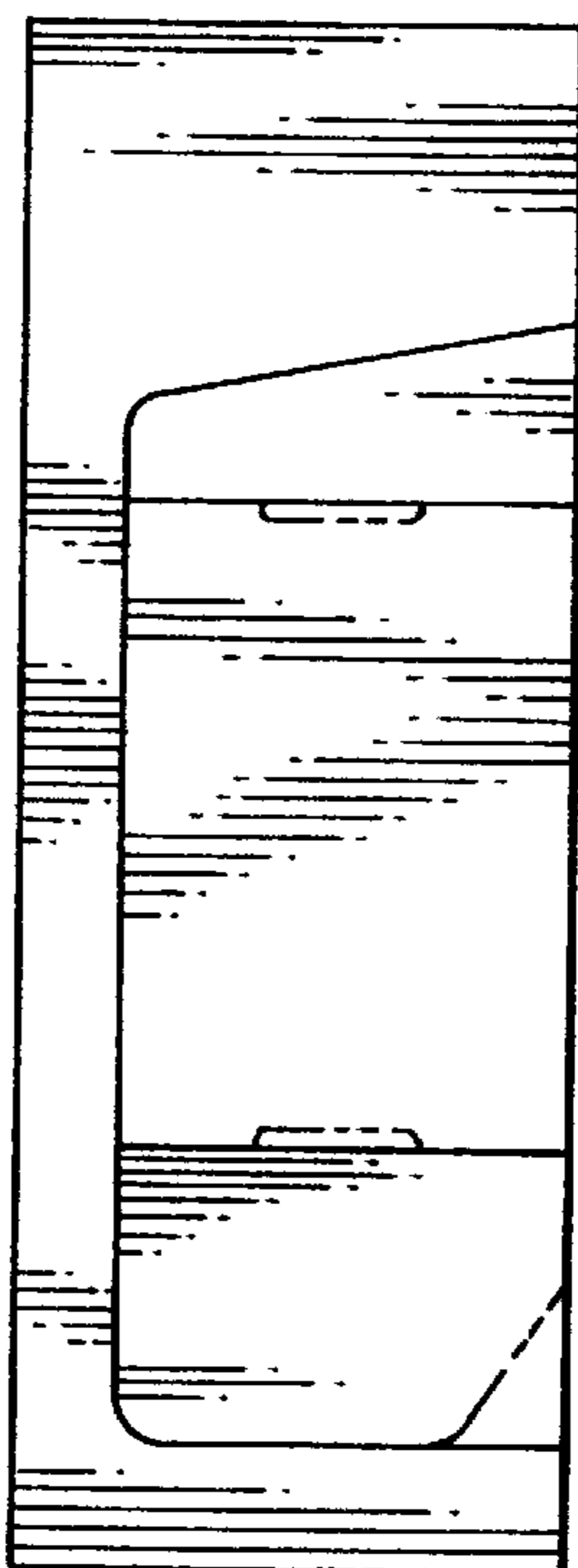


Fig. 2

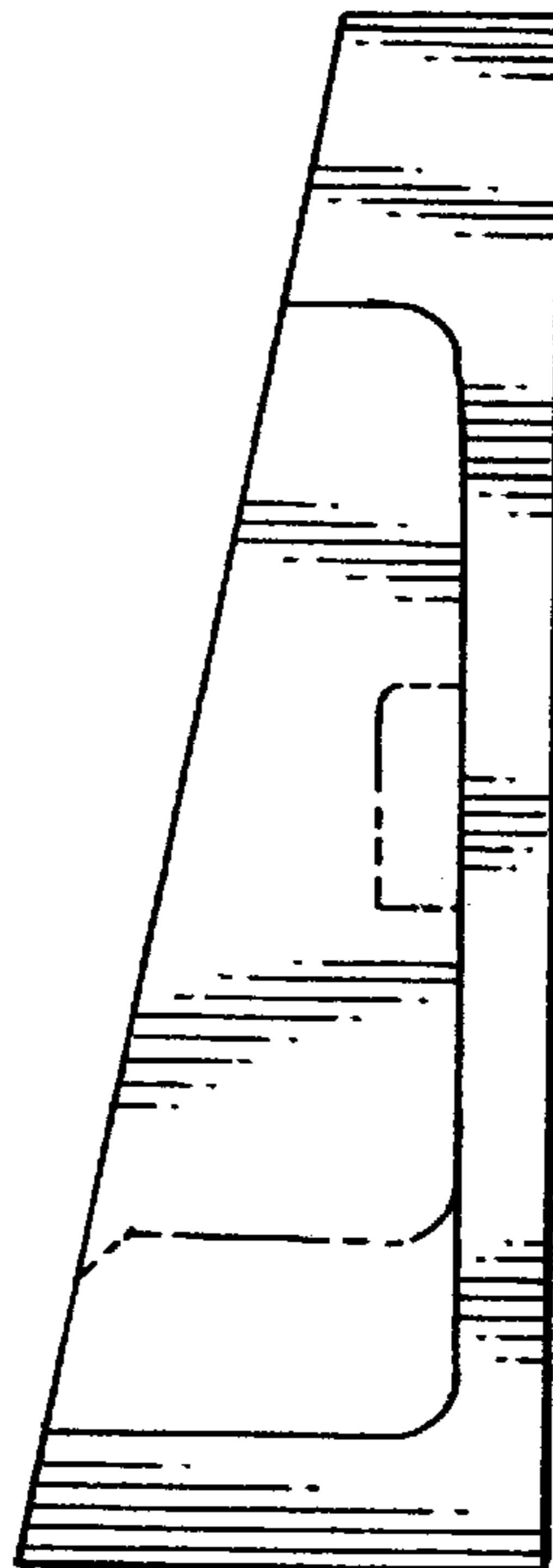


Fig. 5




Fig. 6




Fig. 7