



US00D451796B1

(12) **United States Design Patent**
Davis

(10) **Patent No.:** **US D451,796 S**

(45) **Date of Patent:** **** Dec. 11, 2001**

(54) **COMPRESSED FABRIC ARTICLE PACKAGE HAVING A RACKET SHAPE**

D. 269,498 * 6/1983 Witt, Jr. D9/307

* cited by examiner

(76) **Inventor:** **Alan Davis**, 5830 Oberlin Dr., Suite 202, San Diego, CA (US) 92121

Primary Examiner—Terry A. Wallace

(74) *Attorney, Agent, or Firm*—James W. McClain; Brown, Martin, Haller & McClain

(**) **Term:** **14 Years**

(21) **Appl. No.:** **29/132,950**

(57) **CLAIM**

(22) **Filed:** **Nov. 17, 2000**

The ornamental design for a compressed fabric article package having a racket shape, as shown.

(51) **LOC (7) Cl.** **09-03**

DESCRIPTION

(52) **U.S. Cl.** **D9/307**

(58) **Field of Search** D9/307; D21/729; 229/116.1, 116.5; 206/457

FIG. 1 is a front view of a compressed fabric article package having a racket shape, showing my new design;

FIG. 2 is a rear view thereof;

FIG. 3 is a side elevational view thereof, both sides being similar;

FIG. 4 is top plan view thereof; and,

FIG. 5 is a bottom plan view thereof.

(56) **References Cited**


U.S. PATENT DOCUMENTS

D. 125,473 * 2/1941 Karoff D9/307

D. 235,357 * 6/1975 Schaefer D21/729

D. 246,506 * 11/1977 Veasy D9/307

1 Claim, 2 Drawing Sheets






FIG. 1

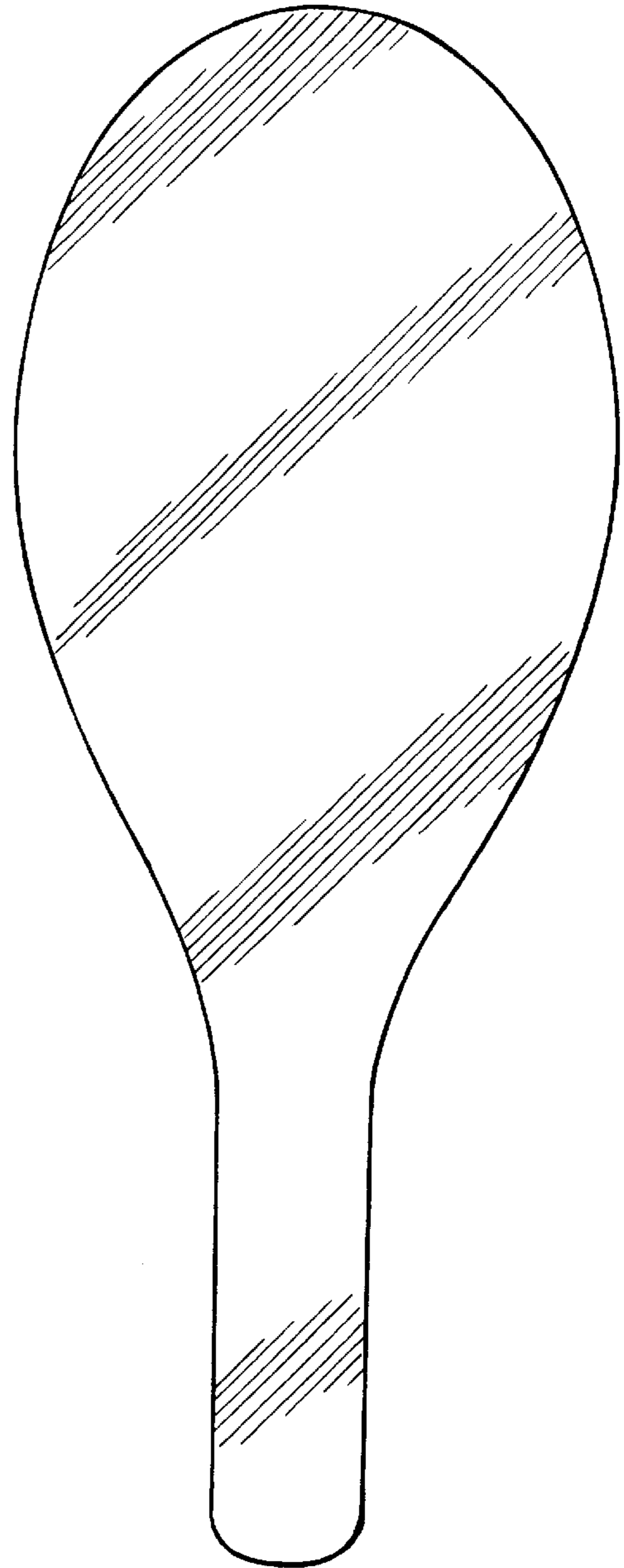


FIG. 2

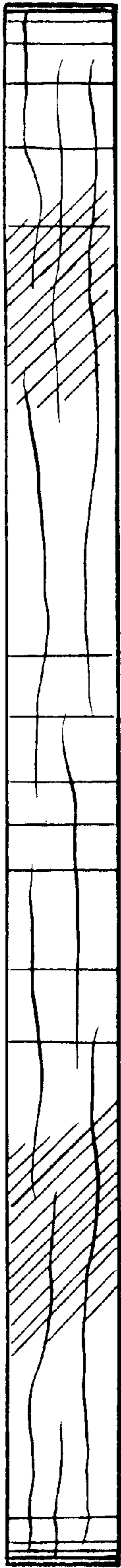


FIG. 3

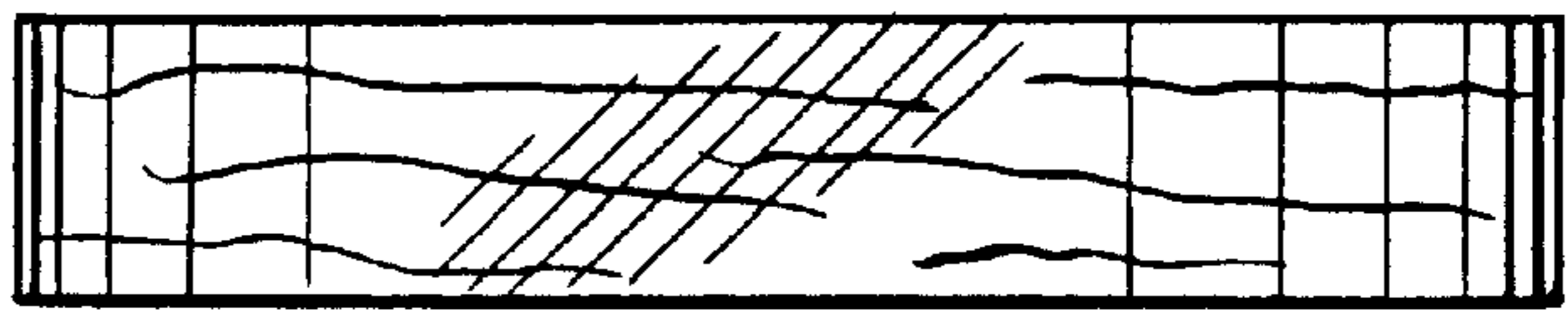


FIG. 4

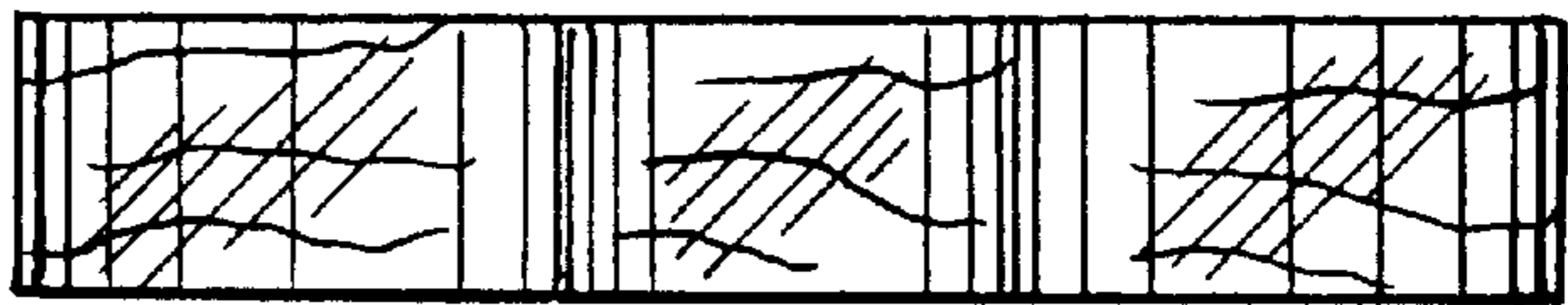


FIG. 5