



US00D451778B1

(12) **United States Design Patent**  
**Wheeler**

(10) **Patent No.:** **US D451,778 S**

(45) **Date of Patent:** **\*\* Dec. 11, 2001**

(54) **ADJUSTABLE FLEXIBLE SANDER**

5,662,519 9/1997 Arnold .

(76) Inventor: **John W. Wheeler**, 8120 E. Pt. Douglas Rd., Apt. 305, Cottage Grove, MN (US) 55016

\* cited by examiner

*Primary Examiner*—Philip S. Hyder

(\*\*) Term: **14 Years**

(57) **CLAIM**

The ornamental design for an adjustable flexible sander, as shown and described.

(21) Appl. No.: **29/128,384**

(22) Filed: **Aug. 23, 2000**

**DESCRIPTION**

(51) **LOC (7) Cl.** ..... **08-05**

(52) **U.S. Cl.** ..... **D8/90**

(58) **Field of Search** ..... D8/90, 91, 95,  
D8/14; 451/494, 423, 424, 425

FIG. 1 is a front elevational view of the adjustable flexible sander showing my new design;  
FIG. 2 is a rear elevational view thereof;  
FIG. 3 is a left side elevational view thereof;  
FIG. 4 is a right side elevational view thereof;  
FIG. 5 is a top plan view thereof;  
FIG. 6 is a bottom plan view thereof;  
FIG. 7 is a perspective view taken from above and to the left;  
FIG. 8 is a front elevational view of an alternatively preferred embodiment of my new design;  
FIG. 9 is a rear elevational view thereof;  
FIG. 10 is a left side elevational view thereof;  
FIG. 11 is a right side elevational view thereof;  
FIG. 12 is a top plan view thereof;  
FIG. 13 is a bottom plan view thereof; and,  
FIG. 14 is a perspective view taken from above and to the left thereof.

(56) **References Cited**

**U.S. PATENT DOCUMENTS**

D. 340,397	*	10/1993	Demers	.....	D8/90
D. 365,507	*	12/1995	Pope	.....	D8/90
D. 371,948	*	7/1996	Liu	.....	D8/90
2,457,045		12/1948	Kitterman	.	
3,089,294	*	5/1963	Cowley	.....	451/523
3,557,496		1/1971	Martin	.	
3,562,967	*	2/1971	Eriksen	.....	451/523
3,699,729		10/1972	Garvey et al.	.	
4,478,011	*	10/1984	Russell	.....	451/524
4,676,031		6/1987	Reiter	.	
4,922,665	*	5/1990	Wanatowicz	.....	451/523
5,168,672	*	12/1992	Gregoire, Sr.	.....	451/525

**1 Claim, 8 Drawing Sheets**

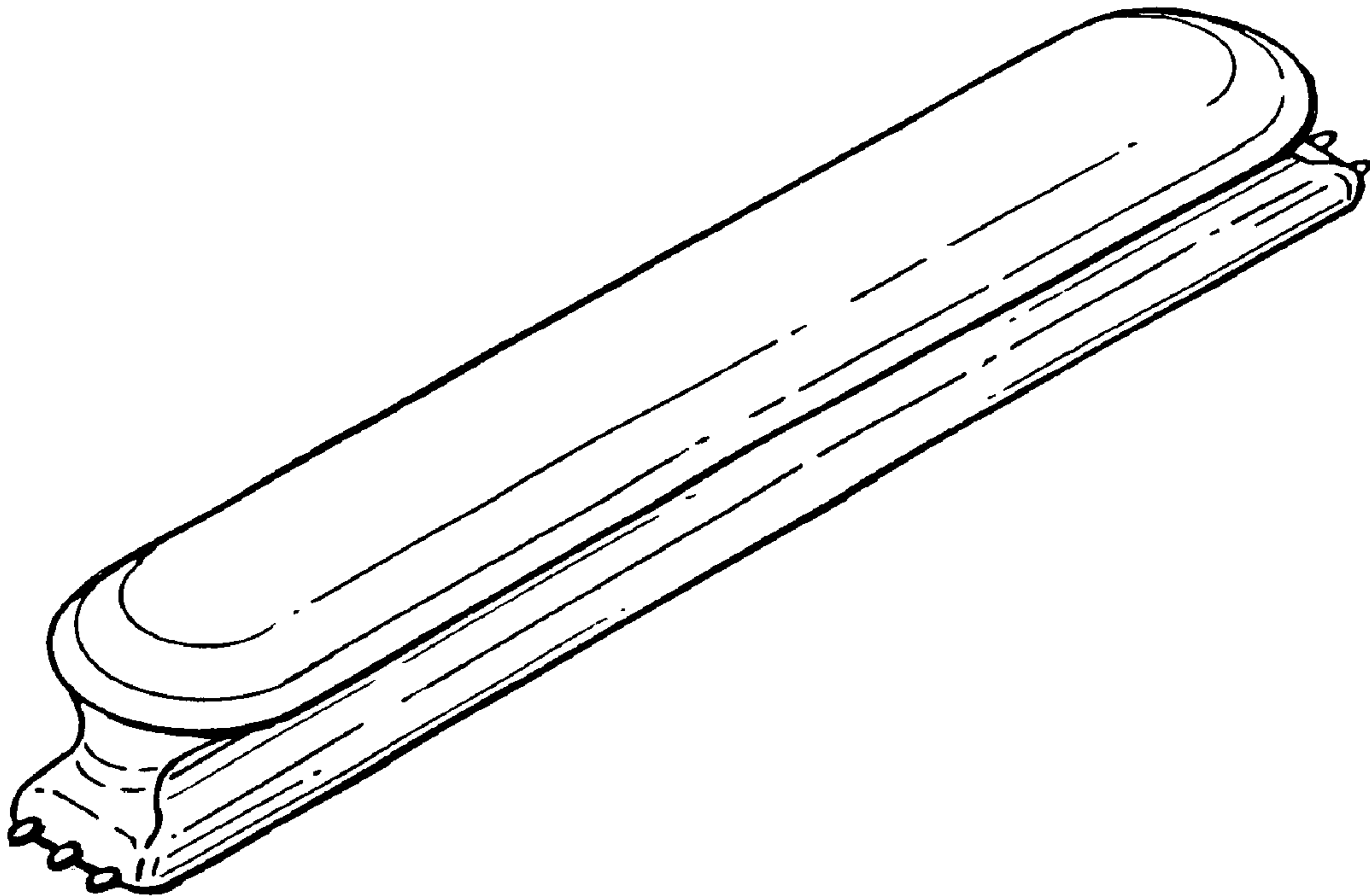


FIG 1





FIG 2

FIG 3

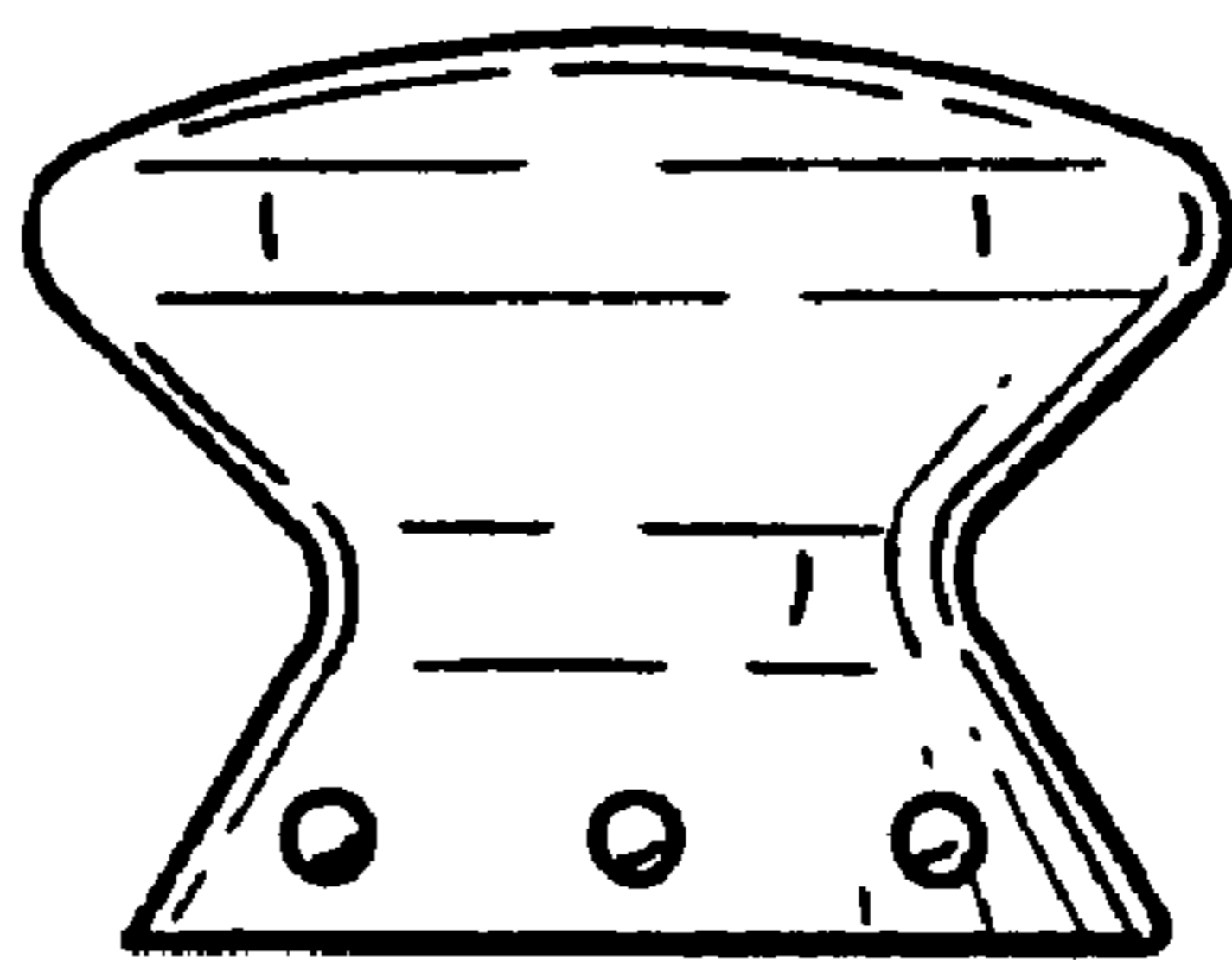
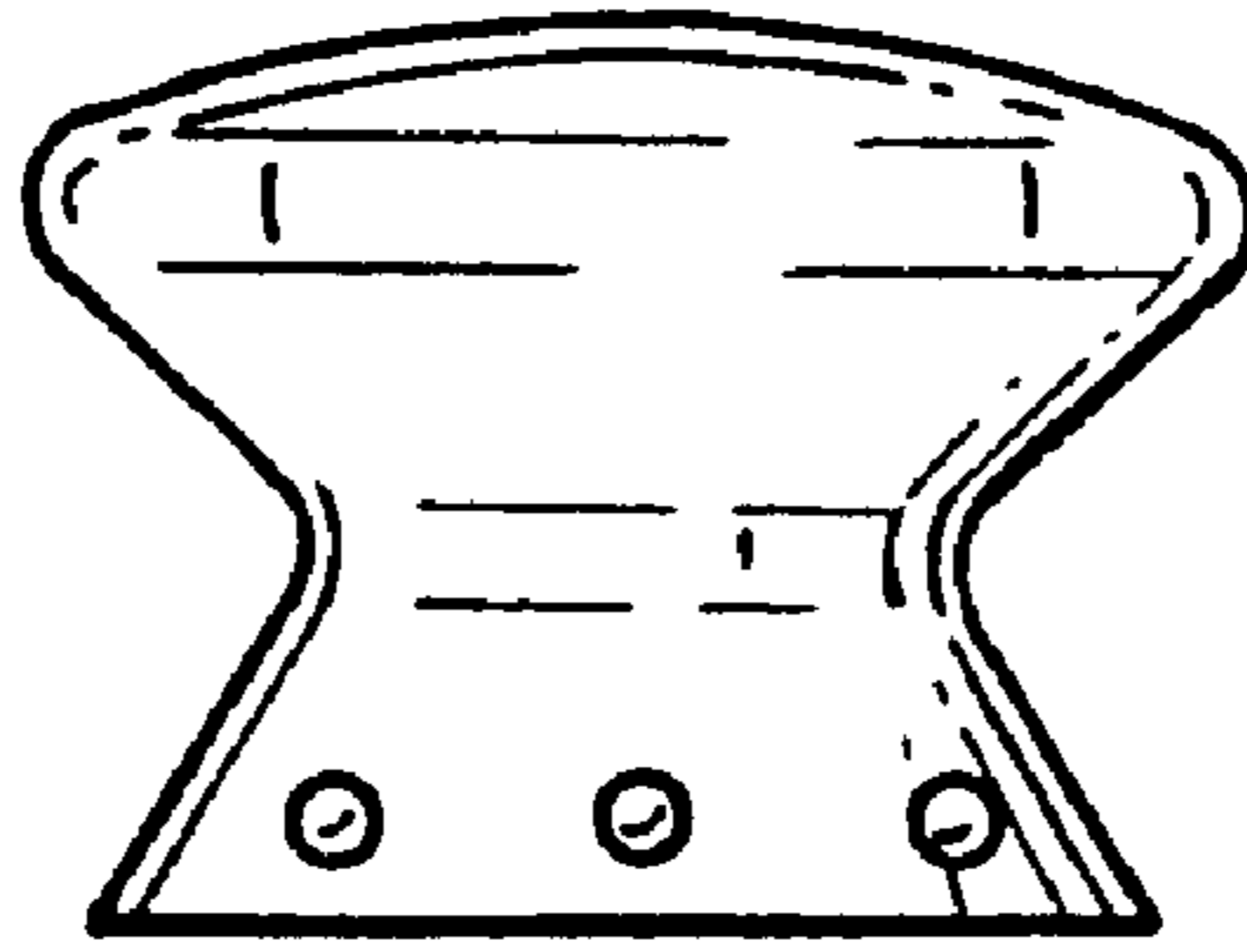


FIG 4

FIG 5




FIG 6

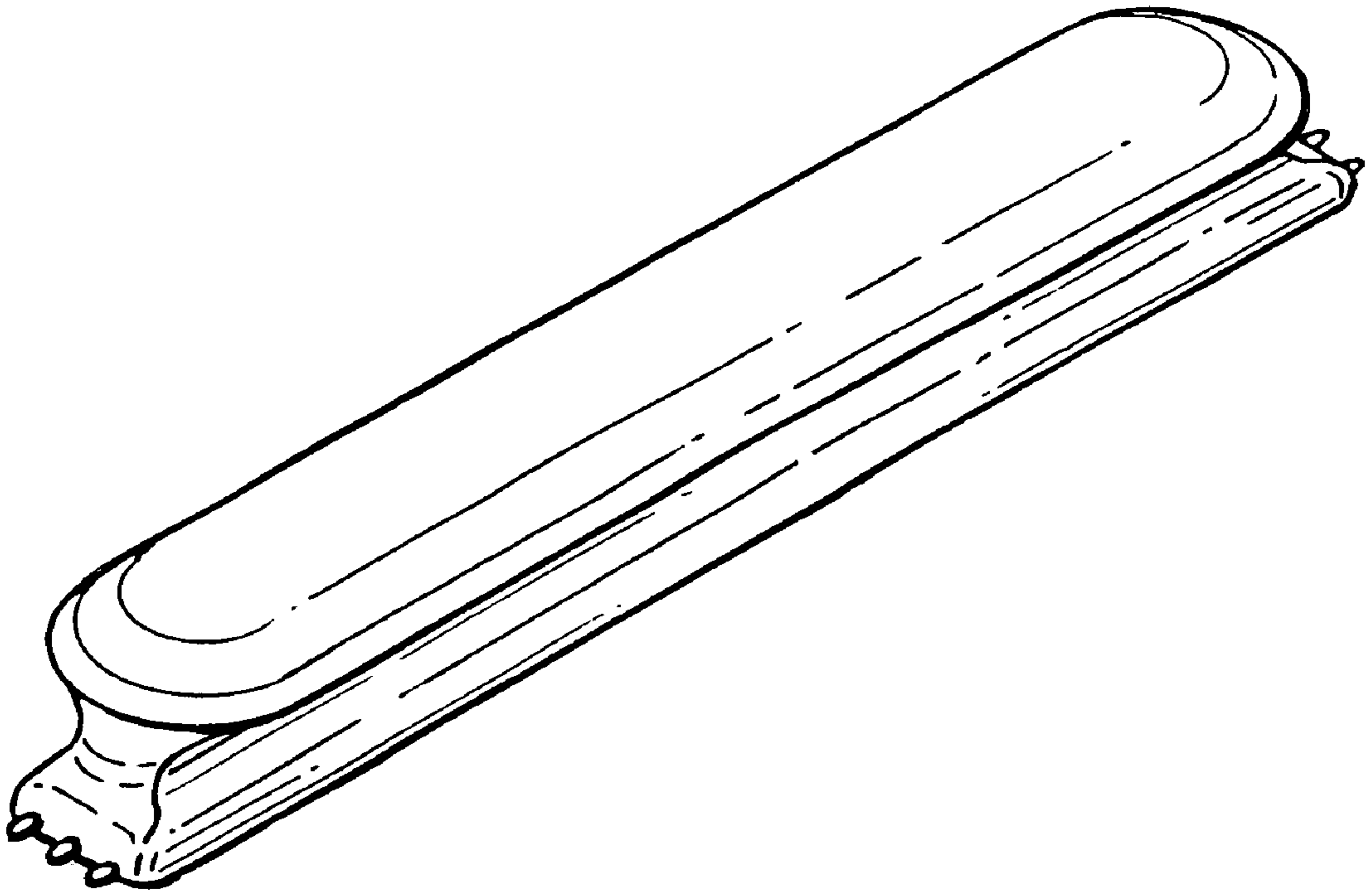


FIG 7

FIG 8





FIG 9

FIG 10

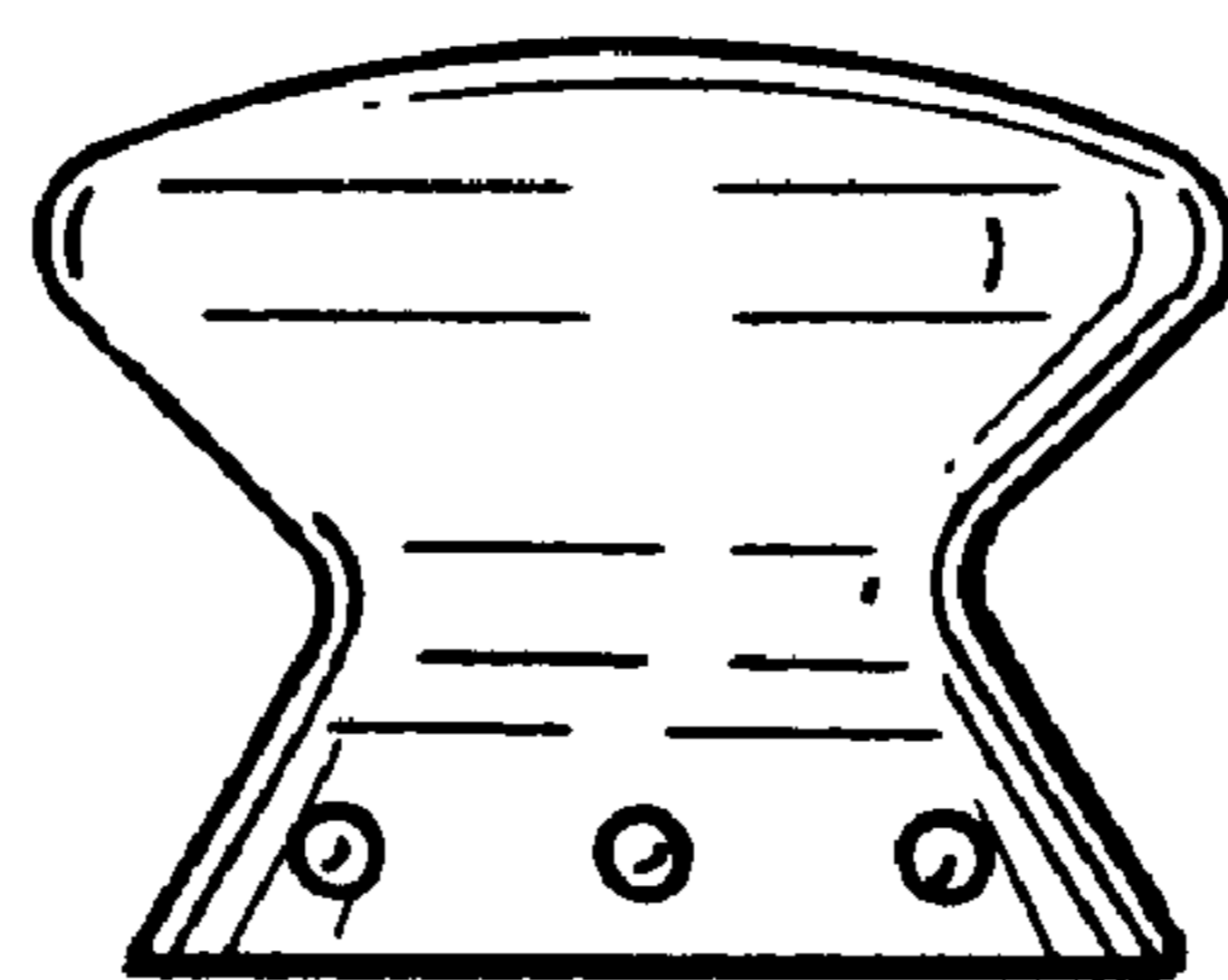



FIG 11

FIG 12



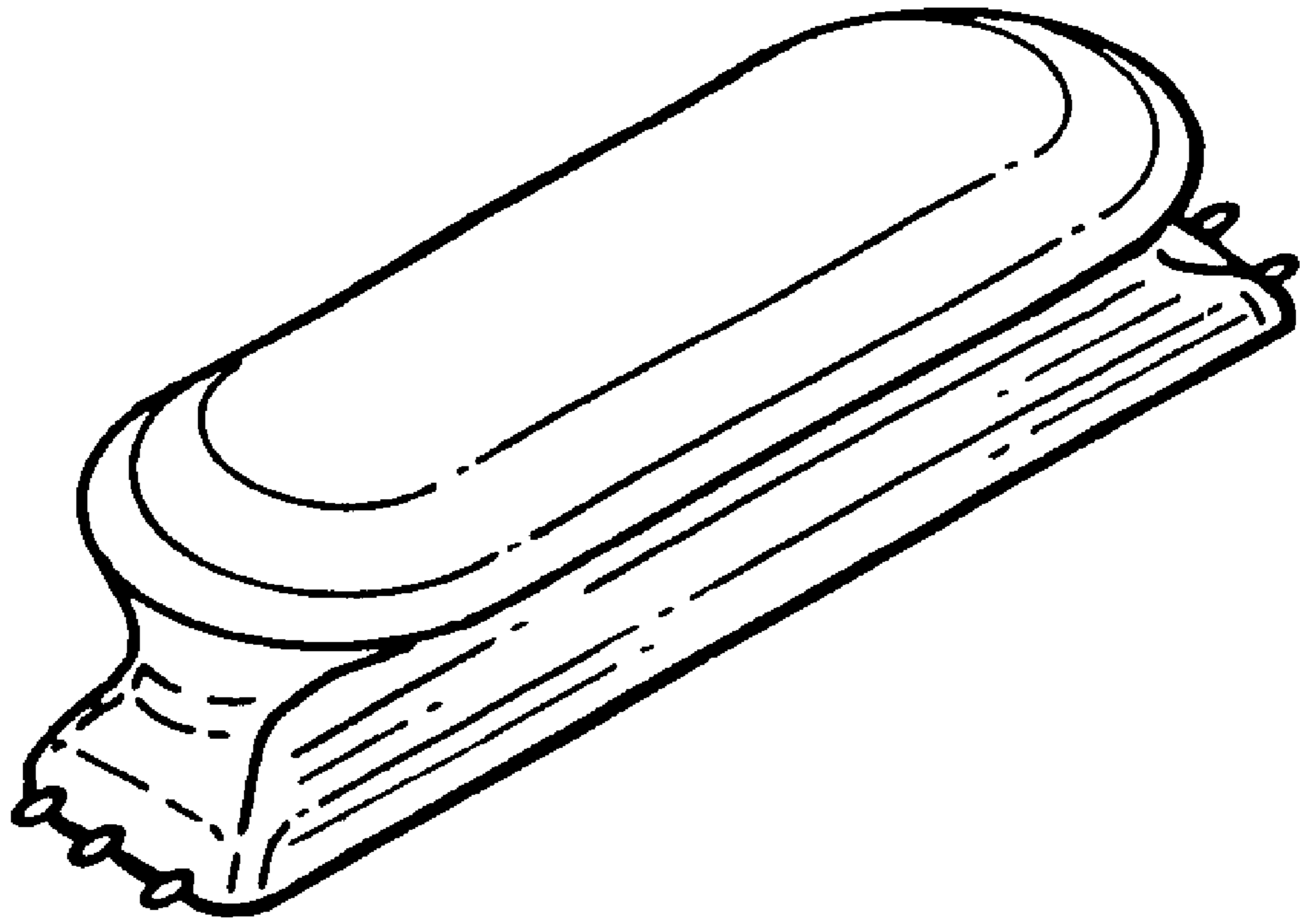


FIG 13





*FIG 14*